

# Monitor de Mercados Financieros

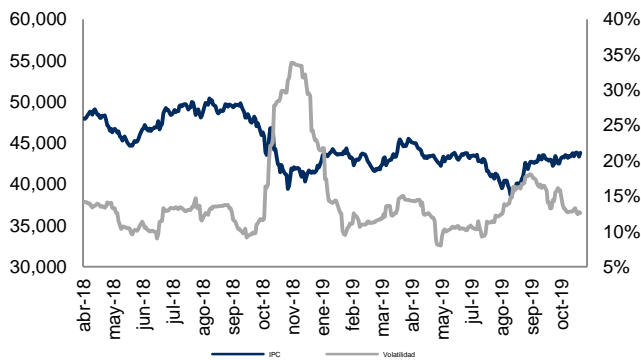
**ABs y Volatilidad** Cierre: 7.8% Volat: 1.6%



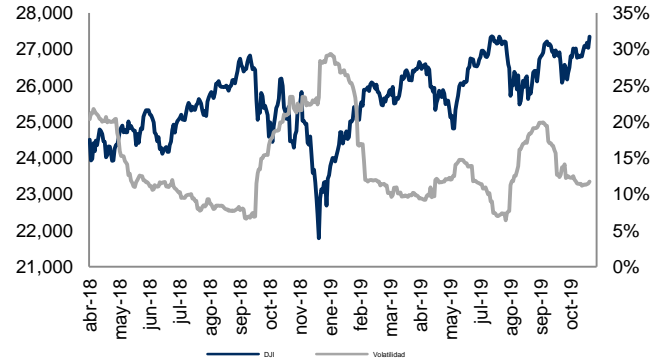
**Tipo Cambio y Volatilidad** Cierre: 19.0960 Volat: 6.9%



**IPC y Volatilidad** Cierre: 43,814.55 Volat: 12.6%



**DJI y Volatilidad** Cierre: 27,347.36 Volat: 11.8%



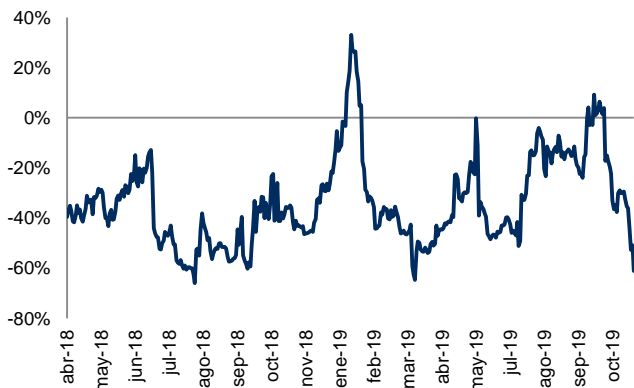
**Correlación entre IPC y DJI** Correl: 71.6%



**Correlación entre Tipo Cambio y ABs** Correl: -5.8%



**Correlación entre IPC y Tipo Cambio** Correl: -61.2%

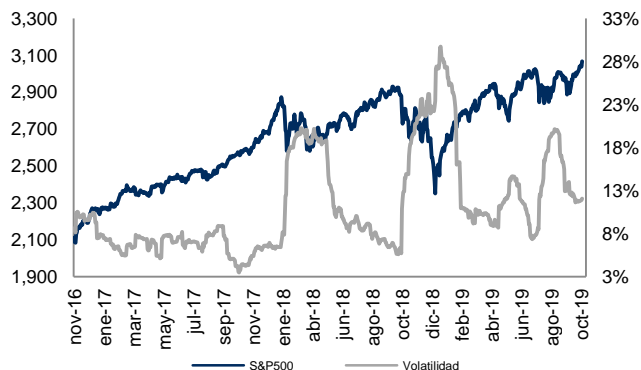


**Correlación entre IPC y Abs** Correl: 11.9%

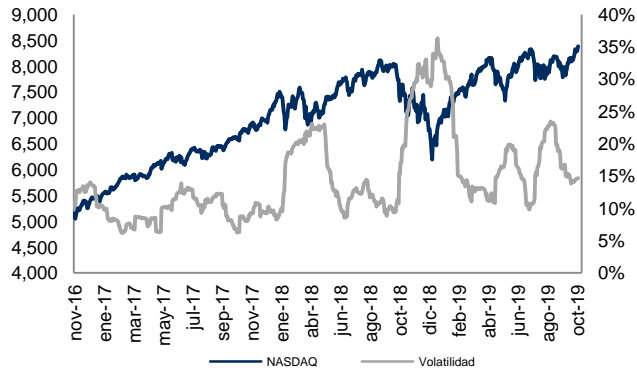


# Monitor de Mercados

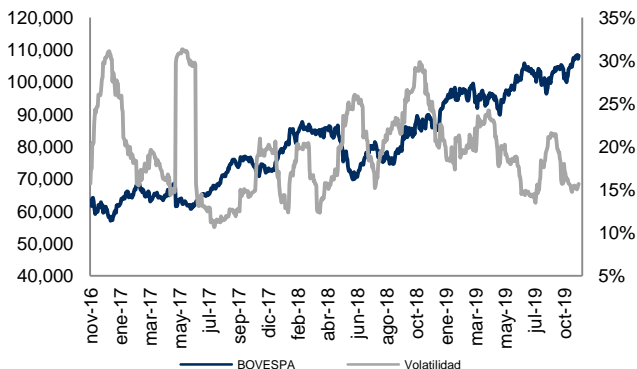
**S&P-500 (EE.UU.)** Cierre: 3,066.91 Volat: 12.1%



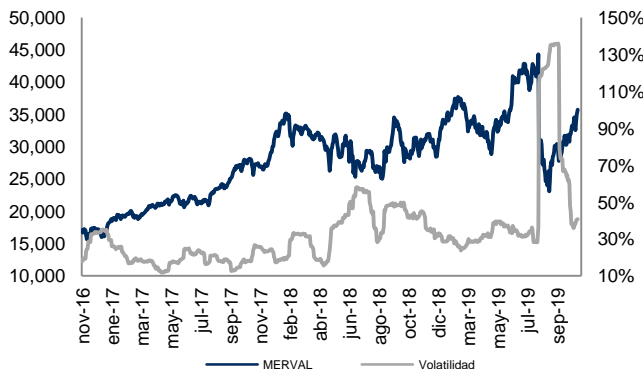
**NASDAQ (EE.UU.)** Cierre: 8,386.40 Volat: 14.7%



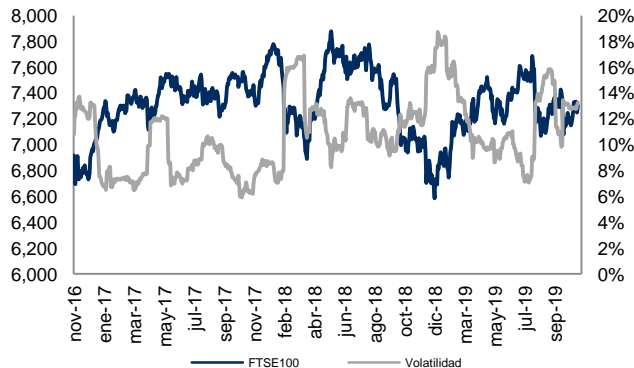
**BOVESPA (Sao Paulo)** Cierre: 108,173.61 Volat: 15.7%



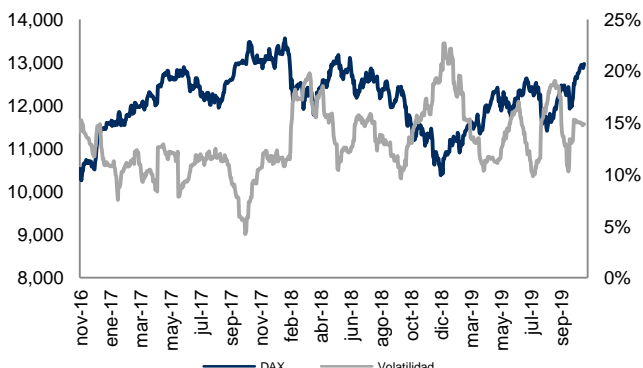
**MERVAL (Buenos Aires)** Cierre: 35,743.04 Volat: 40.7%



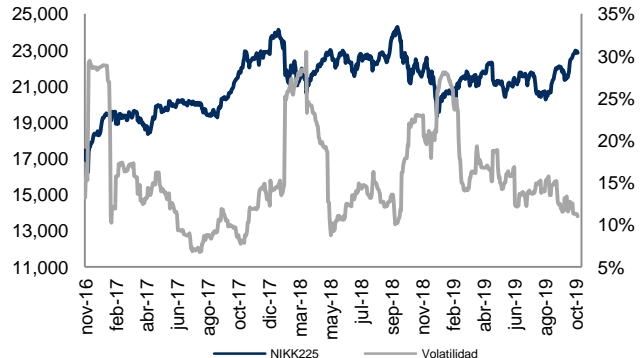
**FTSE-100 (Londres)** Cierre: 7,302.42 Volat: 13.2%



**DAX (Frankfurt)** Cierre: 12,961.05 Volat: 14.9%



**NIKKEI-225 (Tokio)** Cierre: 22,850.77 Volat: 11.0%



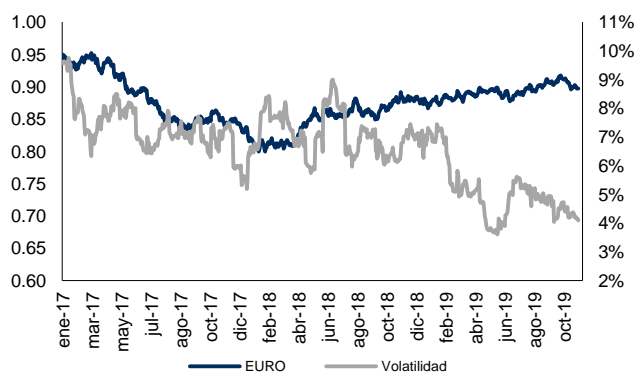
Índice	Rend. 7d	Rend. 30d	Rend. Año
S&P-500	1.47%	6.21%	22.34%
NASDAQ	1.74%	7.72%	26.39%
BOVESPA	0.57%	10.04%	18.88%
MERVAL	4.16%	12.69%	-25.47%
FTSE100	0.52%	7.79%	10.06%
DAX	1.18%	10.59%	19.44%
NIKK225	0.82%	4.10%	15.82%
IPC	0.16%	6.82%	7.51%
DJI	1.44%	4.87%	17.23%
CAC40	1.36%	8.12%	18.51%
HANGSENG	1.63%	4.15%	4.76%
TSE300	0.39%	2.99%	20.11%
IBEX	-0.43%	6.50%	6.28%

Cifras al 01 de noviembre de 2019. Índices en USD.

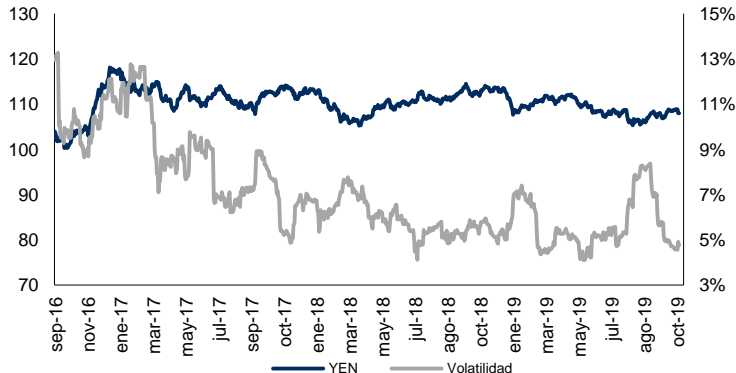


# Monitor de Divisas

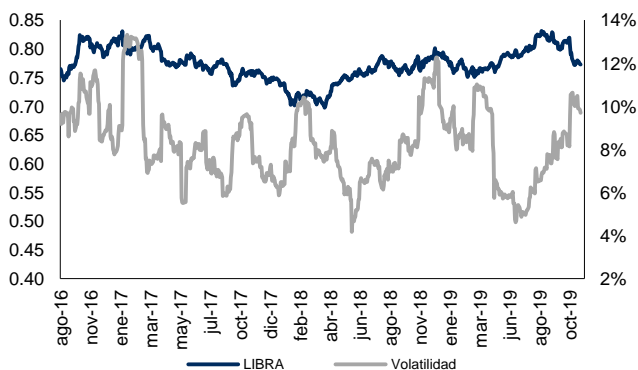
**Euro (€)** Cierre: 0.90 Volat: 4.1%



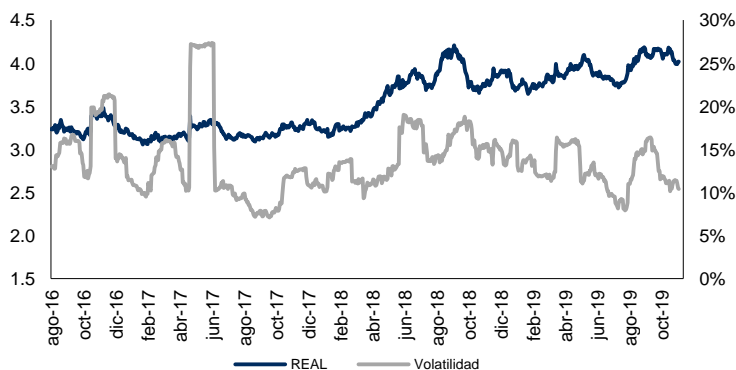
**Yen Japonés (¥)** Cierre: 108.02 Volat: 4.8%



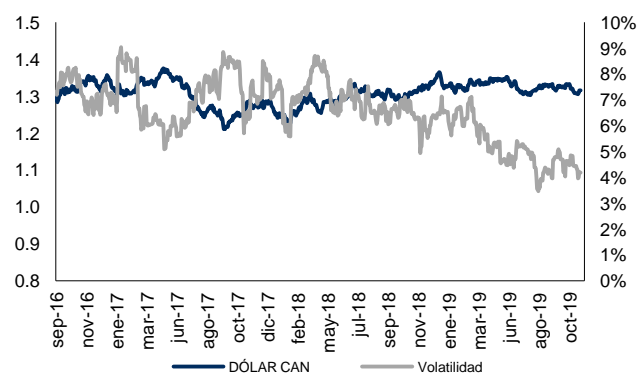
**Libra Esterlina (£)** Cierre: 0.77 Volat: 9.7%



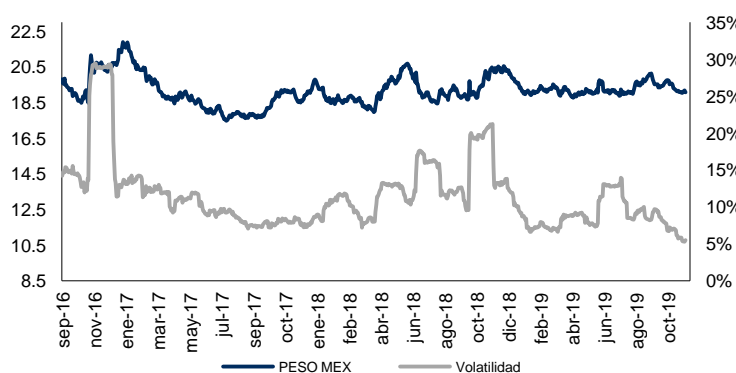
**Real Brasileño** Cierre: 4.02 Volat: 10.4%



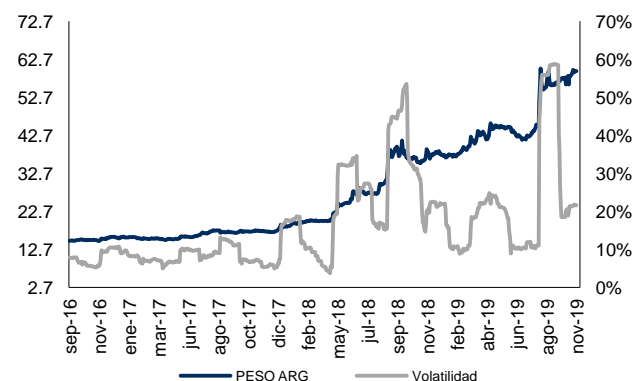
**Dólar Canadiense** Cierre: 1.32 Volat: 4.2%



**Peso Mexicano** Cierre: 19.07 Volat: 5.5%



**Peso Argentino** Cierre: 59.56 Volat: 21.6%



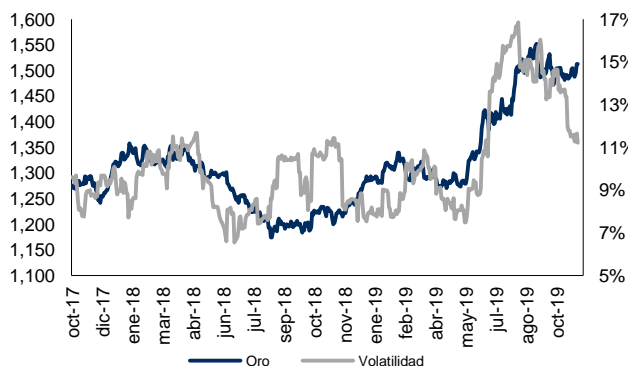
Moneda	Ultimo	7d	30d	Acumulado
<b>Euro</b>	0.90	0.66%	1.75%	-2.70%
<b>Yen</b>	108.02	0.59%	-0.79%	1.44%
<b>Libra</b>	0.77	0.91%	5.23%	1.49%
<b>Real</b>	4.02	-0.15%	2.77%	-3.41%
<b>Dólar Can</b>	1.32	-0.76%	1.23%	3.67%
<b>Peso Mex</b>	19.07	-0.06%	3.59%	3.02%
<b>Peso Arg</b>	59.56	0.60%	-2.92%	-36.84%

Cifras al 01 de noviembre de 2019. Cotizaciones con respecto al USD.



# Monitor de Metales y Otros Commodities

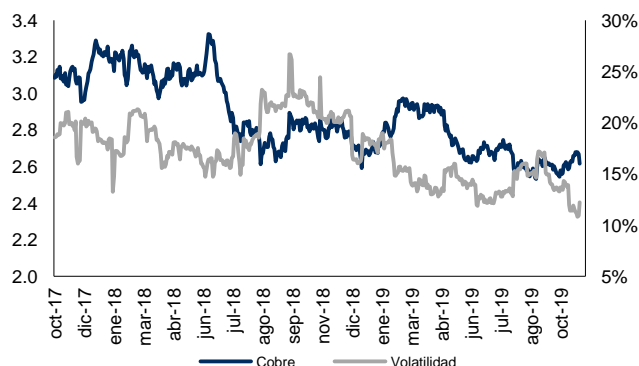
**Oro (USD / T. Oz.)** Cierre: 1,512.571 Volat: 11.2%



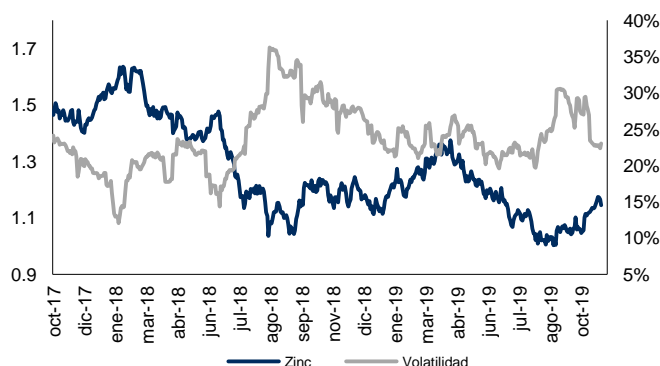
**Plata (USD / T. Oz.)** Cierre: 18.045 Volat: 21.9%



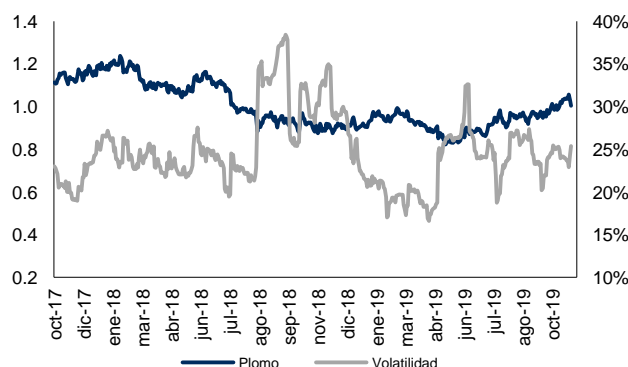
**Cobre (USD / libra)** Cierre: 2.617 Volat: 12.2%



**Zinc (USD / libra)** Cierre: 1.145 Volat: 23.0%



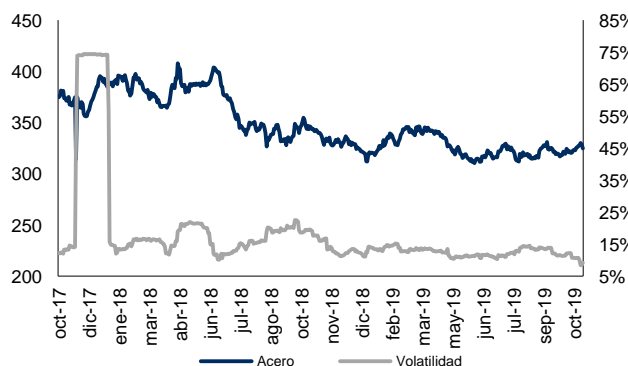
**Plomo (USD / libra)** Cierre: 0.985 Volat: 25.4%



**WTI (USD / barril)** Cierre: 56.09 Volat: 25.3%



**Acero (Indice)** Cierre: 328.789 Volat: 9.9%



Metal	Ultimo	7d	30d	Acumulado
Oro	1512.57	0.54%	0.88%	17.98%
Plata	18.05	0.08%	2.85%	16.58%
Cobre	2.62	-1.60%	2.02%	-3.63%
Plomo	0.98	-3.31%	4.09%	5.81%
Zinc	1.15	-0.29%	8.16%	1.28%
WTI	56.09	-0.80%	6.39%	24.09%
Acero	328.79	0.46%	3.73%	2.97%

