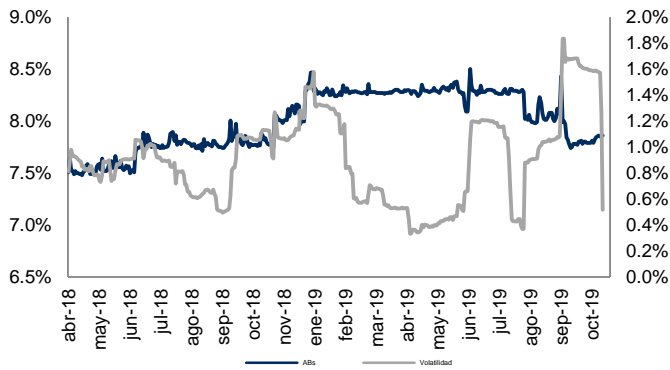
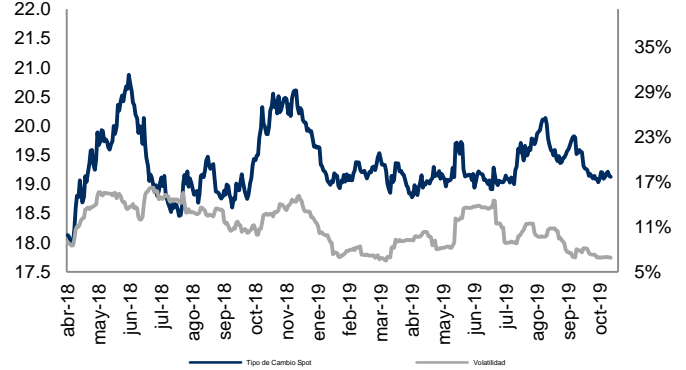


# Monitor de Mercados Financieros

**ABs y Volatilidad** Cierre: 7.9% Volat: 0.5%



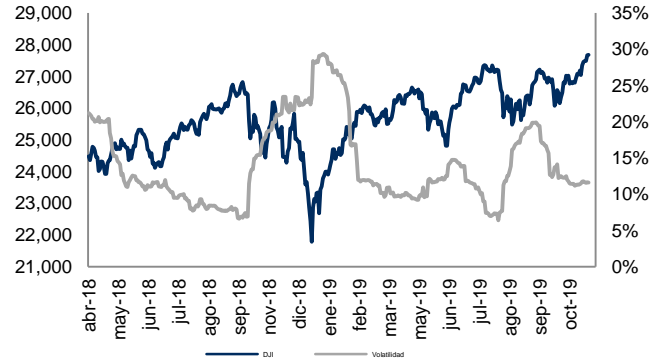
**Tipo Cambio y Volatilidad** Cierre: 19.1290 Volat: 6.8%



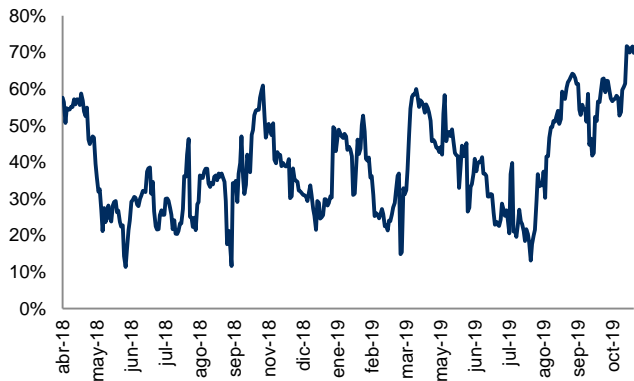
**IPC y Volatilidad** Cierre: 43,702.23 Volat: 12.8%



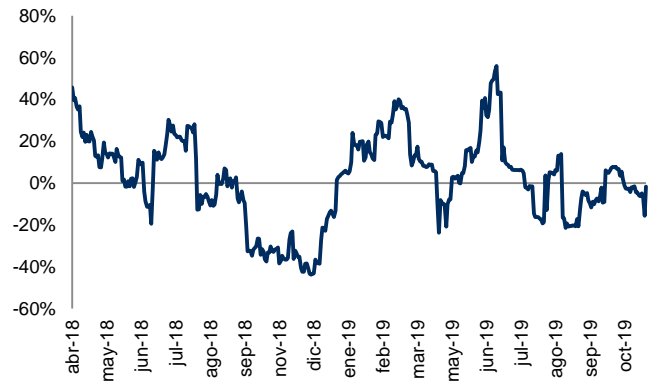
**DJI y Volatilidad** Cierre: 27,681.24 Volat: 11.6%



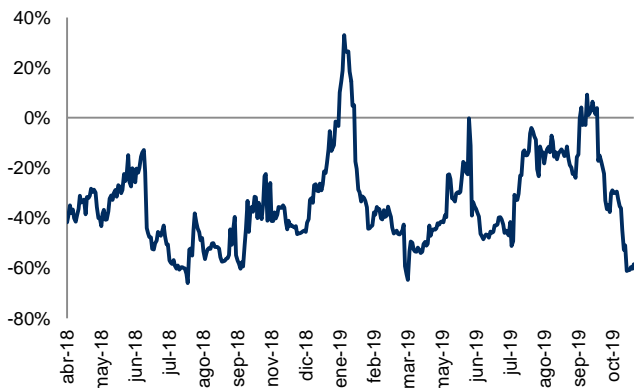
**Correlación entre IPC y DJI** Correl: 69.8%



**Correlación entre Tipo Cambio y ABs** Correl: -1.7%



**Correlación entre IPC y Tipo Cambio** Correl: -58.5%

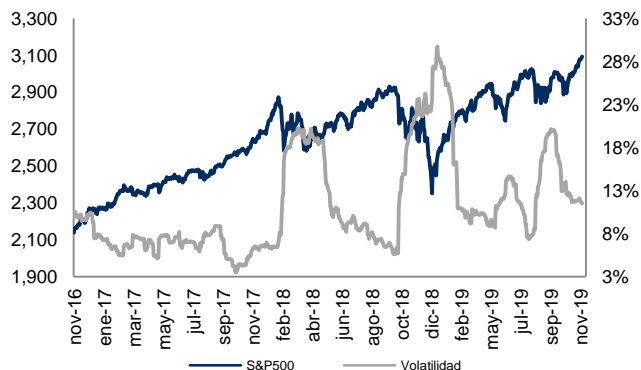


**Correlación entre IPC y Abs** Correl: 23.0%

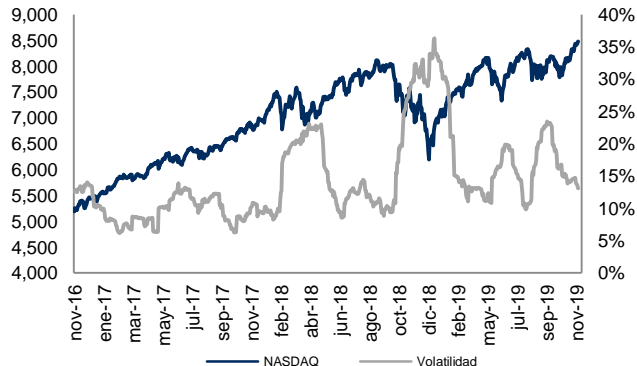


# Monitor de Mercados

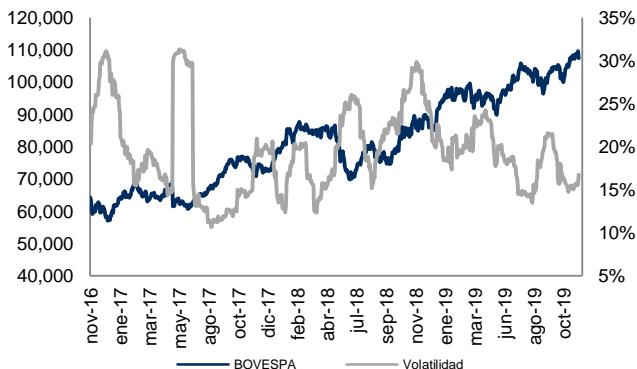
**S&P-500 (EE.UU.)** Cierre: 3,093.08 Volat: 11.5%



**NASDAQ (EE.UU.)** Cierre: 8,475.31 Volat: 13.1%



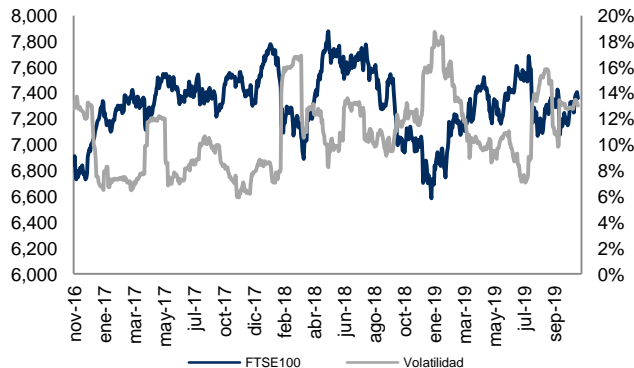
**BOVESPA (Sao Paulo)** Cierre: 107,413.33 Volat: 16.8%



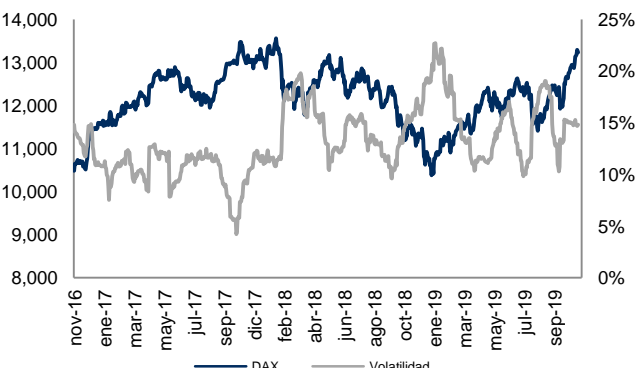
**MERVAL (Buenos Aires)** Cierre: 34,131.05 Volat: 42.8%



**FTSE-100 (Londres)** Cierre: 7,359.38 Volat: 13.0%



**DAX (Frankfurt)** Cierre: 13,228.56 Volat: 14.8%



**NIKKEI-225 (Tokio)** Cierre: 23,391.87 Volat: 11.9%



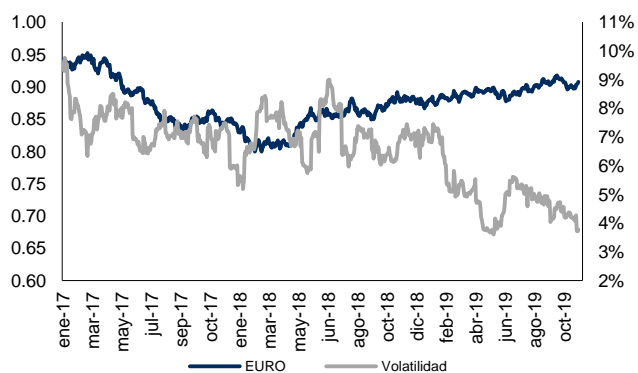
Índice	Rend. 7d	Rend. 30d	Rend. Año
S&P-500	0.85%	5.95%	23.39%
NASDAQ	1.06%	7.23%	27.73%
BOVESPA	-4.18%	4.70%	13.91%
MERVAL	-4.41%	5.89%	-28.76%
FTSE100	-0.41%	7.60%	9.70%
DAX	0.88%	9.90%	20.49%
NIKK225	1.25%	7.27%	17.27%
IPC	0.41%	5.32%	7.96%
DJI	1.22%	5.07%	18.66%
CAC40	1.04%	7.61%	19.74%
HANGSENG	2.18%	7.93%	7.05%
TSE300	1.22%	3.88%	21.58%
IBEX	-0.46%	4.96%	5.79%

Cifras al 08 de noviembre de 2019. Índices en USD.



# Monitor de Divisas

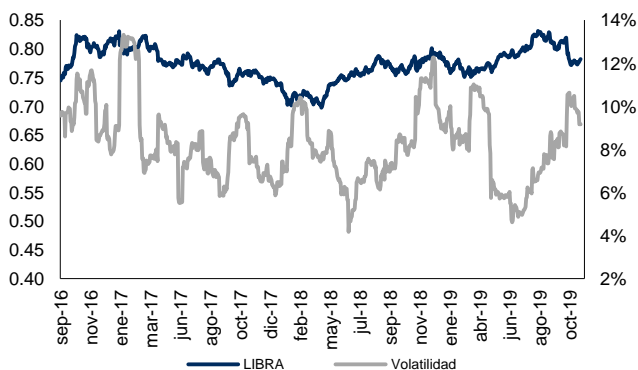
**Euro (€)** Cierre: 0.91 Volat: 3.8%



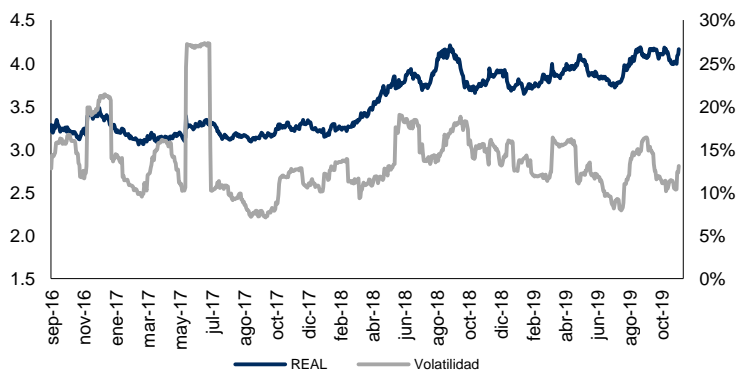
**Yen Japonés (¥)** Cierre: 109.21 Volat: 4.7%



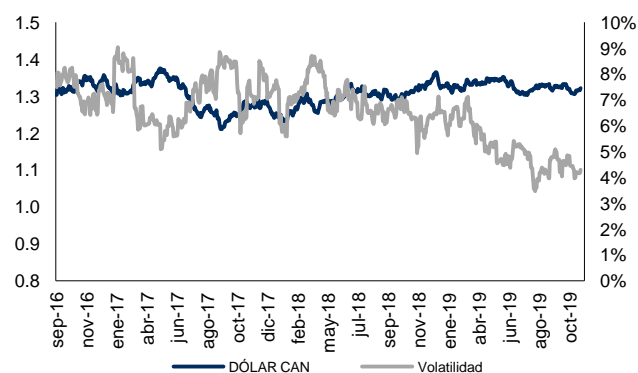
**Libra Esterlina (£)** Cierre: 0.78 Volat: 9.2%



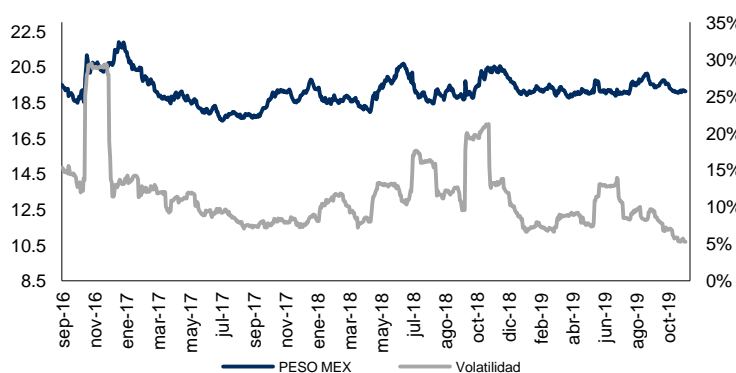
**Real Brasileño** Cierre: 4.16 Volat: 13.1%



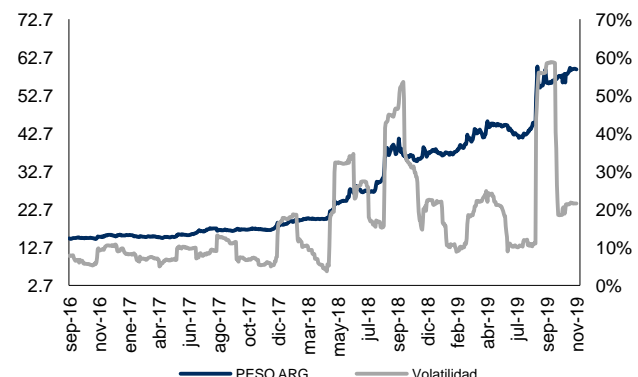
**Dólar Canadiense** Cierre: 1.32 Volat: 4.3%



**Peso Mexicano** Cierre: 19.13 Volat: 5.3%



**Peso Argentino** Cierre: 59.50 Volat: 21.6%



Moneda	Ultimo	7d	30d	Acumulado
<b>Euro</b>	0.91	-1.16%	0.47%	-3.82%
<b>Yen</b>	109.21	-1.09%	-1.60%	0.34%
<b>Libra</b>	0.78	-1.18%	4.78%	0.29%
<b>Real</b>	4.16	-3.50%	-1.31%	-6.80%
<b>Dólar Can</b>	1.32	-0.48%	0.82%	3.18%
<b>Peso Mex</b>	19.13	0.31%	2.28%	2.71%
<b>Peso Arg</b>	59.50	0.11%	-5.87%	-36.77%

Cifras al 08 de noviembre de 2019. Cotizaciones con respecto al USD.

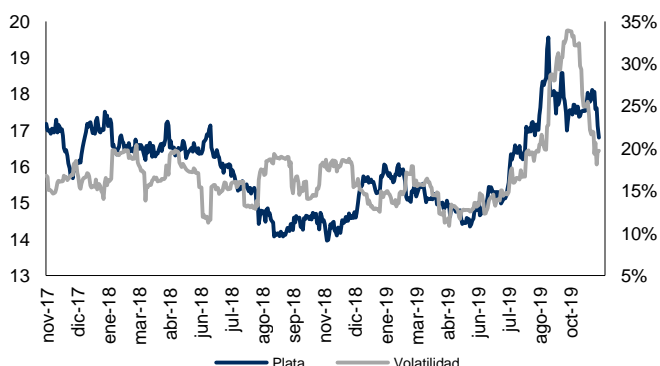


# Monitor de Metales y Otros Commodities

**Oro (USD / T. Oz.)** Cierre: 1,458.355 Volat: 11.7%



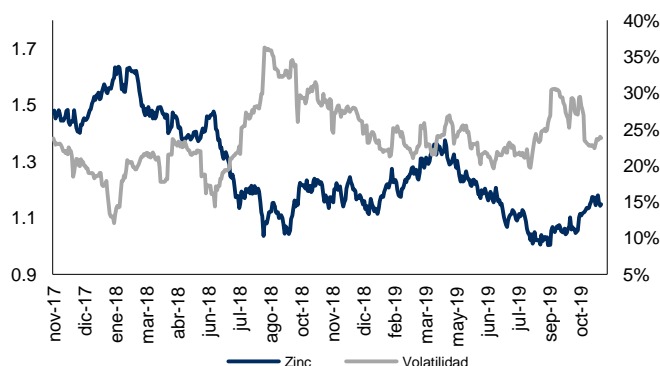
**Plata (USD / T. Oz.)** Cierre: 16.799 Volat: 19.7%



**Cobre (USD / libra)** Cierre: 2.706 Volat: 12.9%



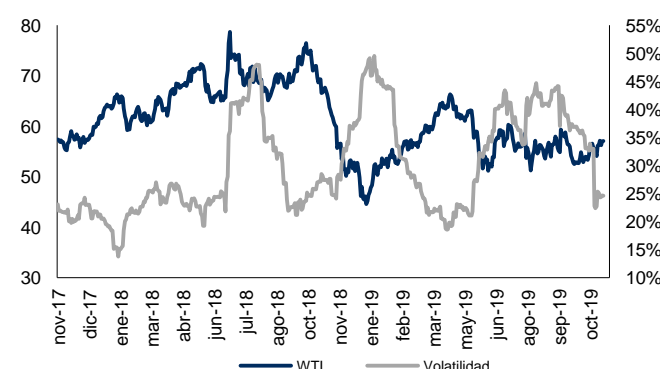
**Zinc (USD / libra)** Cierre: 1.148 Volat: 23.8%



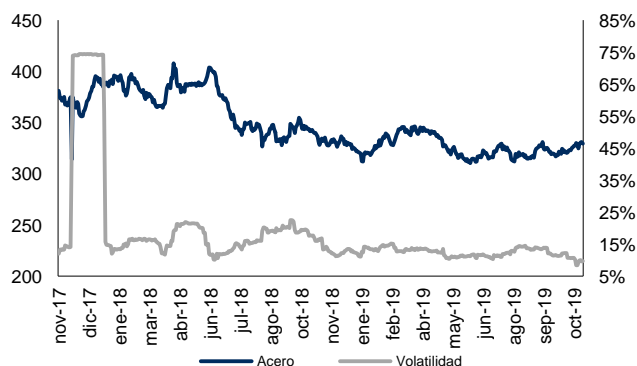
**Plomo (USD / libra)** Cierre: 0.959 Volat: 23.6%



**WTI (USD / barril)** Cierre: 57.07 Volat: 24.6%



**Acero (Indice)** Cierre: 328.854 Volat: 9.7%



Metal	Ultimo	7d	30d	Acumulado
Oro	1458.36	-3.58%	-3.12%	13.76%
Plata	16.80	-6.90%	-5.09%	8.53%
Cobre	2.71	3.41%	5.77%	-0.34%
Plomo	0.96	-2.64%	-1.36%	3.02%
Zinc	1.15	0.24%	9.19%	1.52%
WTI	57.07	1.75%	8.33%	26.26%
Acero	328.85	0.02%	2.91%	2.99%