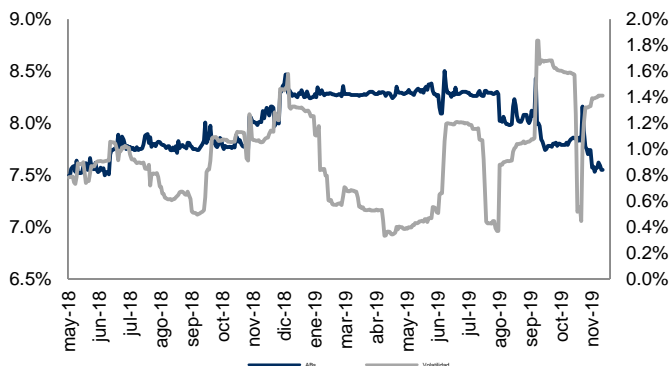


# Monitor de Mercados Financieros

**ABs y Volatilidad** Cierre: 7.6% Volat: 1.4%



**Tipo Cambio y Volatilidad** Cierre: 19.3160 Volat: 8.4%



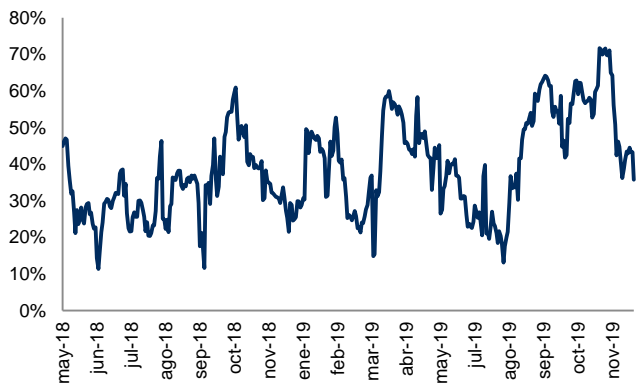
**IPC y Volatilidad** Cierre: 41,938.69 Volat: 10.2%



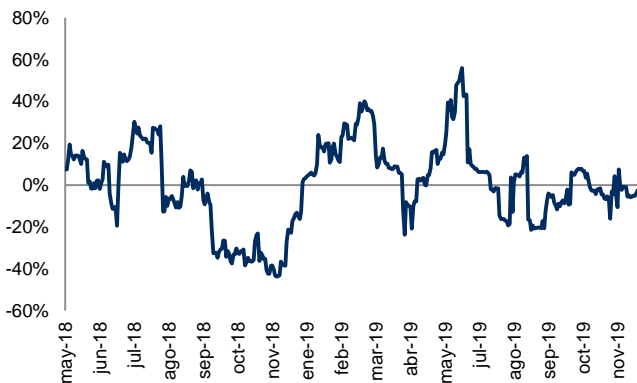
**DJI y Volatilidad** Cierre: 28,015.06 Volat: 8.2%



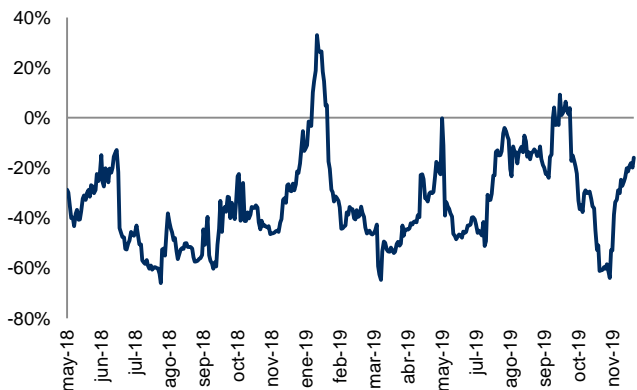
**Correlación entre IPC y DJI** Correl: 35.8%



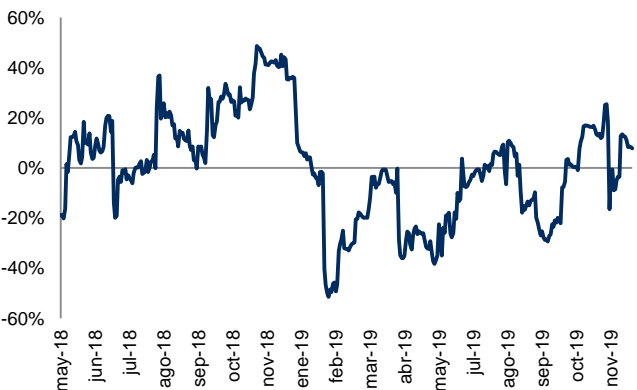
**Correlación entre Tipo Cambio y ABs** Correl: -2.5%



**Correlación entre IPC y Tipo Cambio** Correl: -16.0%

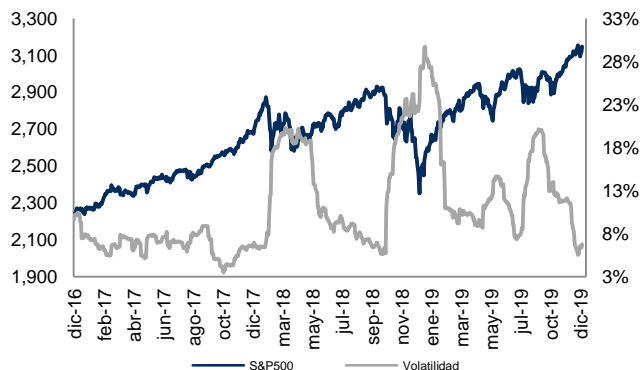


**Correlación entre IPC y Abs** Correl: 7.7%

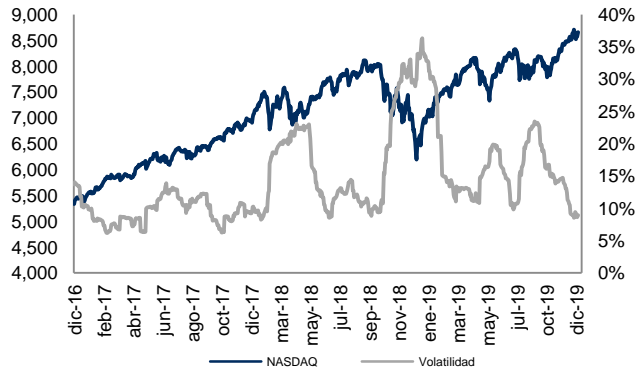


# Monitor de Mercados

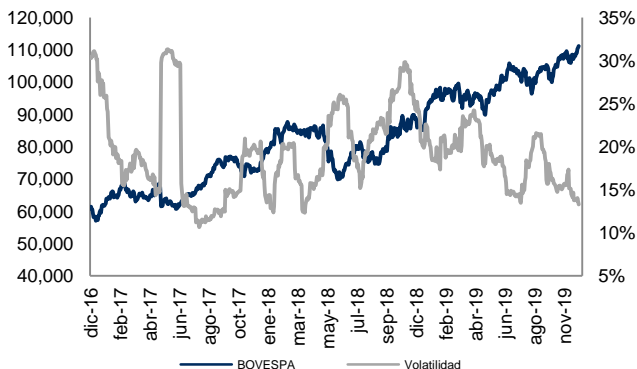
**S&P-500 (EE.UU.)** Cierre: 3,145.91 Volat: 6.8%



**NASDAQ (EE.UU.)** Cierre: 8,656.53 Volat: 9.0%



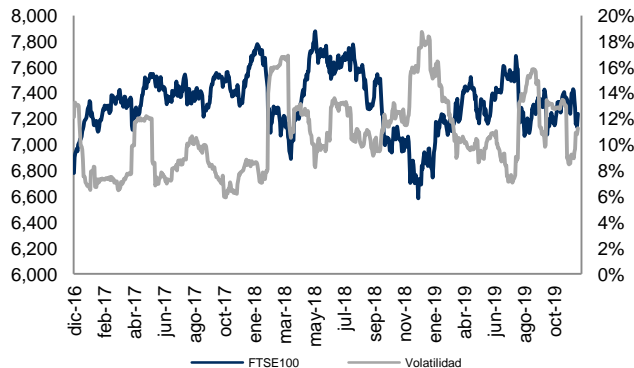
**BOVESPA (Sao Paulo)** Cierre: 111,184.44 Volat: 13.3%



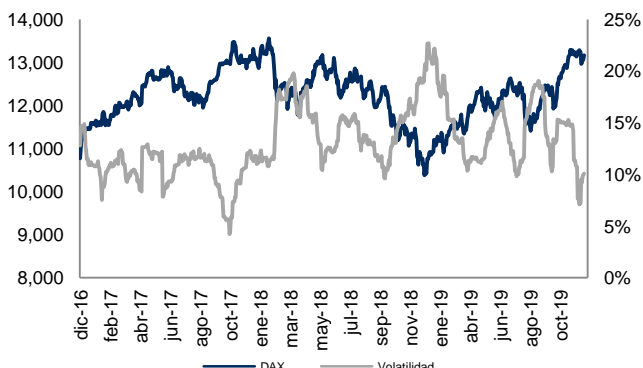
**MERVAL (Buenos Aires)** Cierre: 36,561.95 Volat: 48.5%



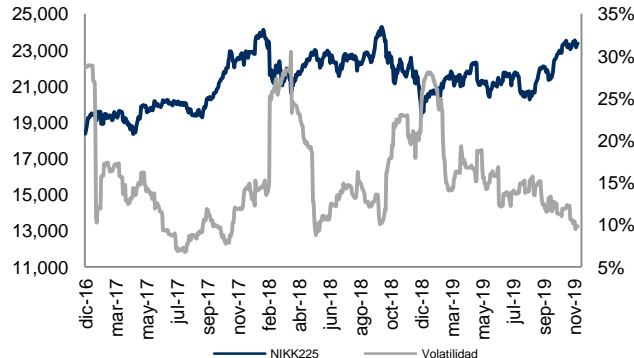
**FTSE-100 (Londres)** Cierre: 7,239.66 Volat: 11.3%



**DAX (Frankfurt)** Cierre: 13,166.58 Volat: 10.1%



**NIKKEI-225 (Tokio)** Cierre: 23,354.40 Volat: 9.8%



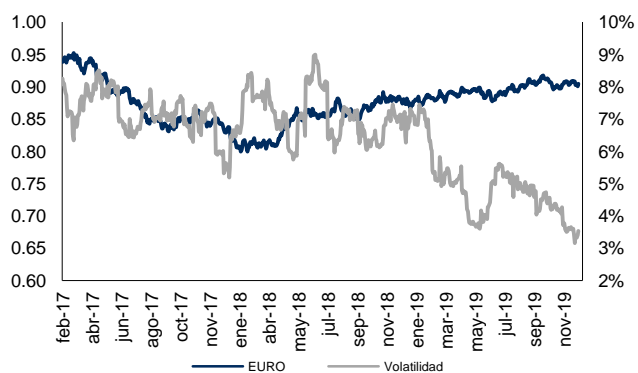
Índice	Rend. 7d	Rend. 30d	Rend. Año
S&P-500	0.16%	2.25%	25.49%
NASDAQ	-0.10%	2.92%	30.46%
BOVESPA	5.33%	1.18%	18.54%
MERVAL	6.23%	2.80%	-24.03%
FTSE100	0.09%	0.04%	10.88%
DAX	-0.16%	-0.17%	20.32%
NIKK225	1.09%	0.60%	17.79%
IPC	-0.81%	-5.07%	2.54%
DJI	-0.13%	1.90%	20.09%
CAC40	-0.19%	0.02%	19.77%
HANGSENG	0.56%	-4.32%	2.55%
TSE300	-0.12%	0.90%	22.10%
IBEX	0.70%	-0.24%	6.01%

Cifras al 06 de diciembre de 2019. Índices en USD.

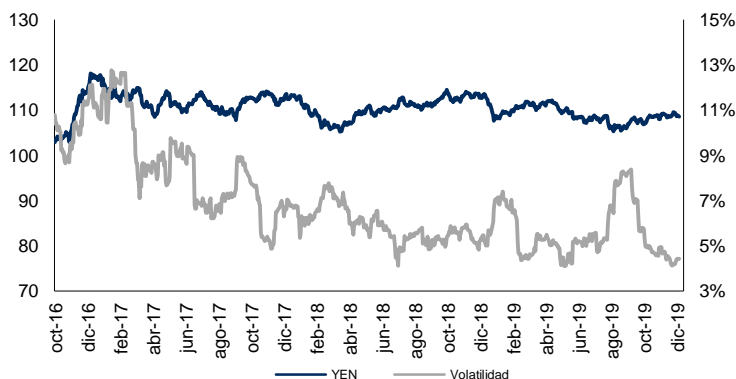


# Monitor de Divisas

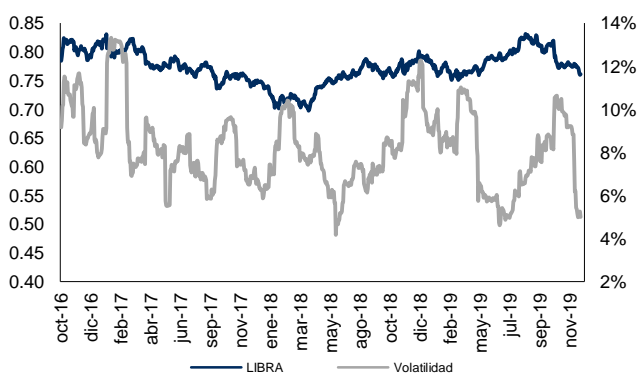
**Euro (€)** Cierre: 0.90 Volat: 3.5%



**Yen Japonés (¥)** Cierre: 108.55 Volat: 4.4%



**Libra Esterlina (£)** Cierre: 0.76 Volat: 5.0%



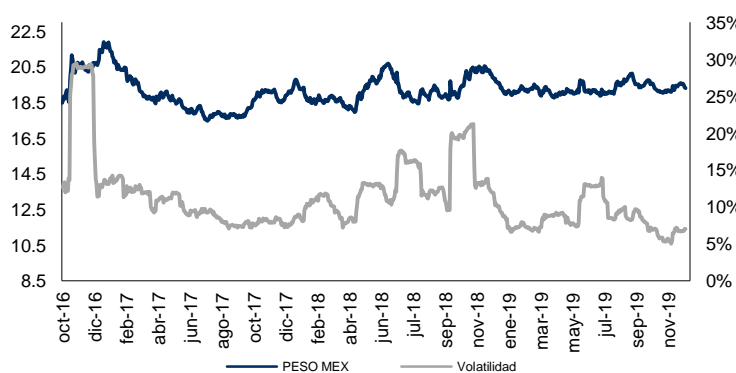
**Real Brasileño** Cierre: 4.14 Volat: 11.7%



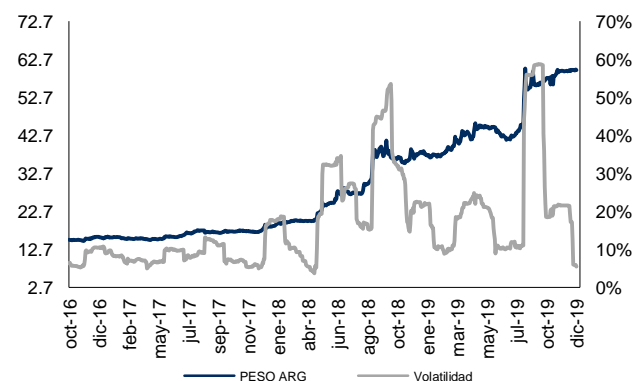
**Dólar Canadiense** Cierre: 1.33 Volat: 3.9%



**Peso Mexicano** Cierre: 19.32 Volat: 7.0%



**Peso Argentino** Cierre: 59.76 Volat: 5.4%



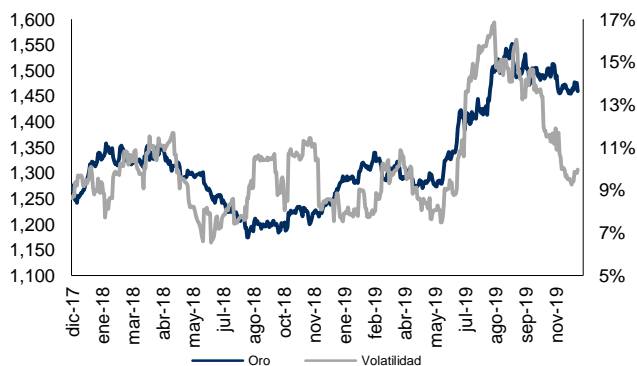
Moneda	Ultimo	7d	30d	Acumulado
<b>Euro</b>	0.90	0.37%	-0.07%	-3.51%
<b>Yen</b>	108.55	0.83%	0.38%	0.95%
<b>Libra</b>	0.76	1.57%	2.21%	3.04%
<b>Real</b>	4.14	2.30%	-1.39%	-6.30%
<b>Dólar Can</b>	1.33	0.14%	-0.60%	2.89%
<b>Peso Mex</b>	19.32	1.09%	-0.70%	1.70%
<b>Peso Arg</b>	59.76	0.24%	-0.18%	-37.05%

Cifras al 06 de diciembre de 2019. Cotizaciones con respecto al USD.

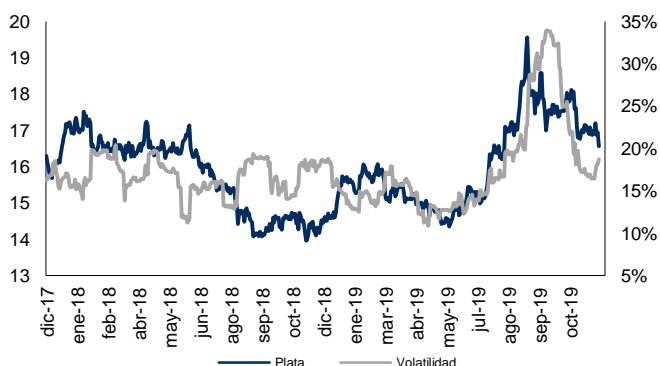


# Monitor de Metales y Otros Commodities

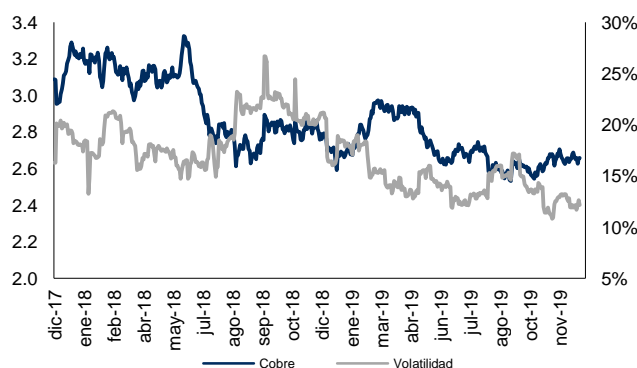
**Oro (USD / T. Oz.)** Cierre: 1,459.585 Volat: 10.0%



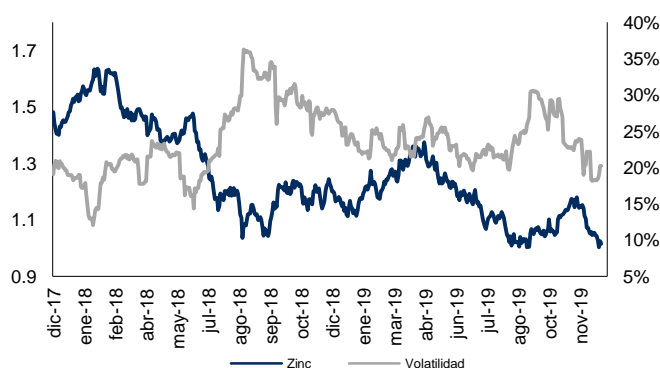
**Plata (USD / T. Oz.)** Cierre: 16.559 Volat: 18.7%



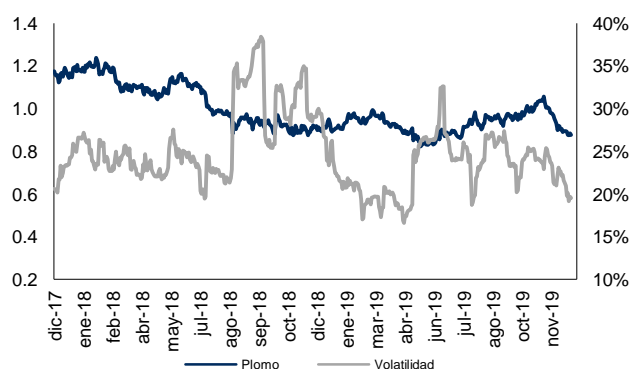
**Cobre (USD / libra)** Cierre: 2.658 Volat: 12.2%



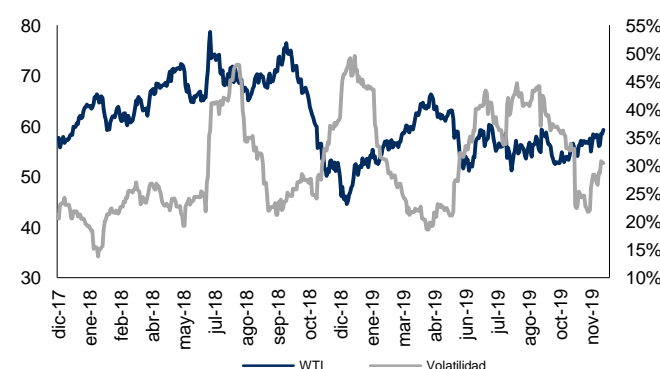
**Zinc (USD / libra)** Cierre: 1.016 Volat: 20.2%



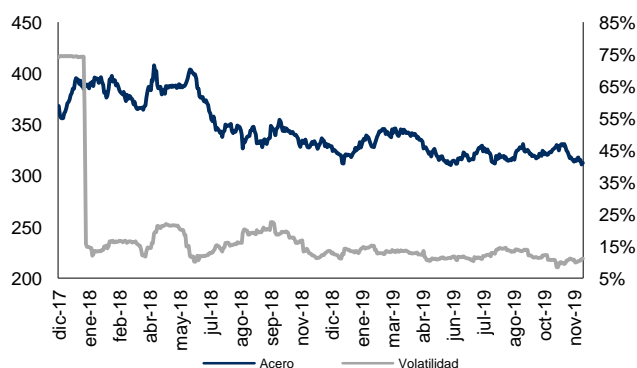
**Plomo (USD / libra)** Cierre: 0.857 Volat: 19.5%



**WTI (USD / barril)** Cierre: 59.25 Volat: 30.4%



**Acero (Indice)** Cierre: 315.157 Volat: 11.4%



Metal	Ultimo	7d	30d	Acumulado
Oro	1459.59	-0.45%	-2.06%	13.85%
Plata	16.56	-2.48%	-5.98%	6.98%
Cobre	2.66	-0.17%	-0.93%	-2.14%
Plomo	0.86	-2.03%	-12.44%	-7.89%
Zinc	1.02	-2.75%	-12.11%	-10.18%
WTI	59.25	1.86%	5.43%	31.08%
Acero	315.16	0.18%	-4.30%	-1.30%