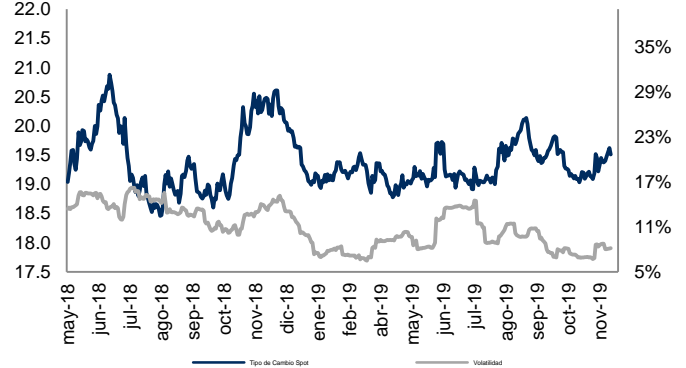


Monitor de Mercados Financieros

ABs y Volatilidad Cierre: 7.5% Volat: 1.4%



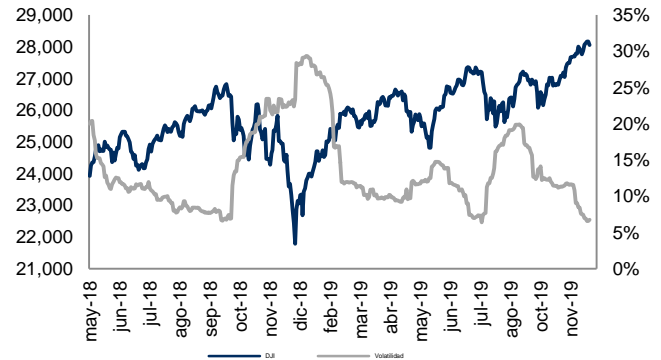
Tipo Cambio y Volatilidad Cierre: 19.5110 Volat: 8.1%



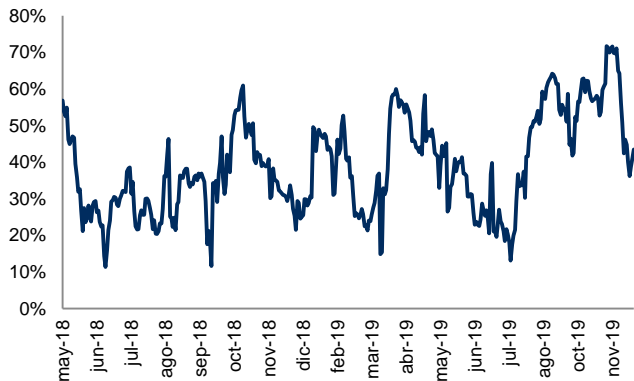
IPC y Volatilidad Cierre: 42,820.18 Volat: 10.4%



DJI y Volatilidad Cierre: 28,051.41 Volat: 6.8%



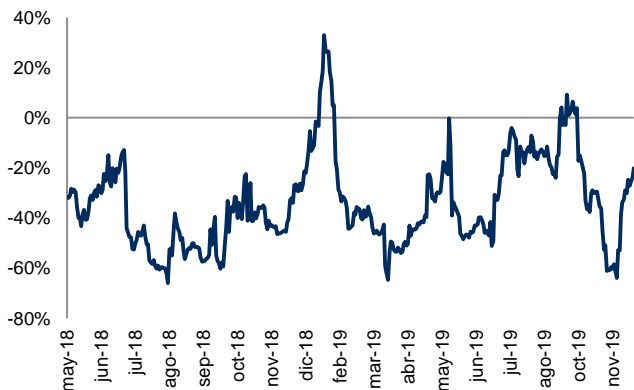
Correlación entre IPC y DJI Correl: 43.5%



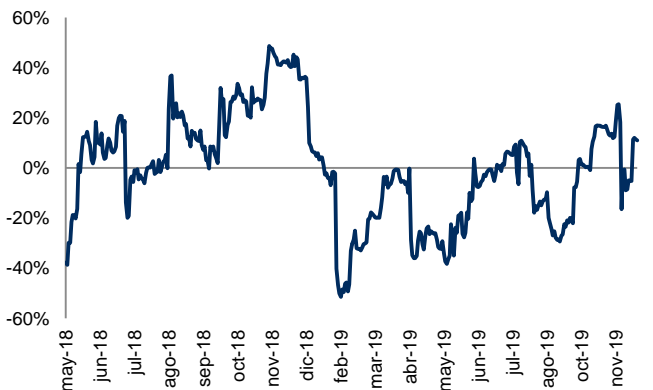
Correlación entre Tipo Cambio y ABs Correl: -5.1%



Correlación entre IPC y Tipo Cambio Correl: -20.2%

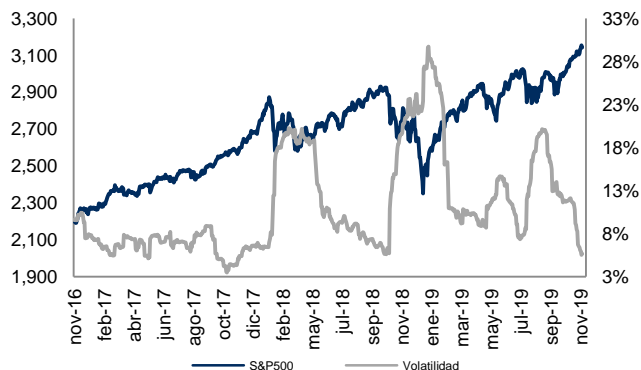


Correlación entre IPC y Abs Correl: 11.0%

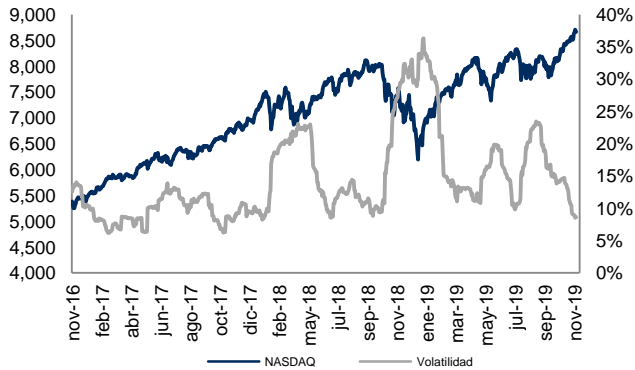


Monitor de Mercados

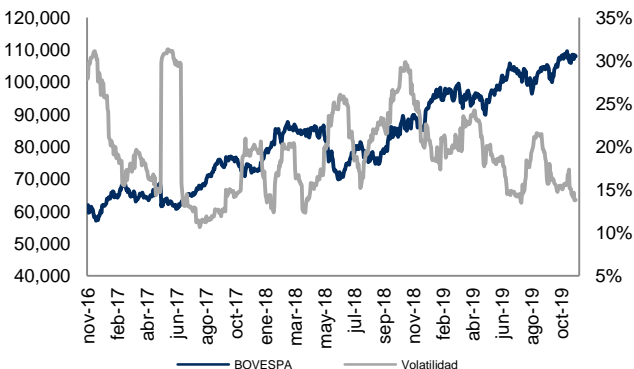
S&P-500 (EE.UU.) Cierre: 3,140.98 Volat: 5.7%



NASDAQ (EE.UU.) Cierre: 8,665.47 Volat: 8.6%



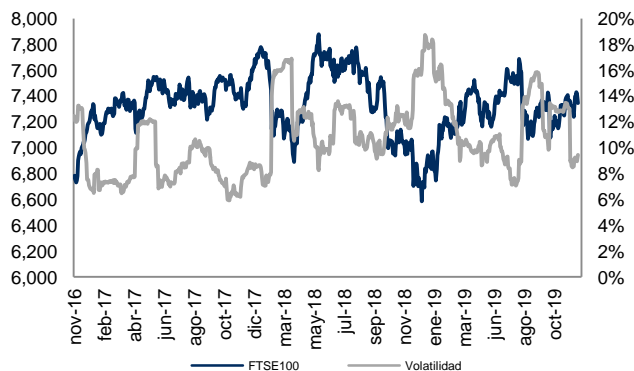
BOVESPA (Sao Paulo) Cierre: 107,988.26 Volat: 13.8%



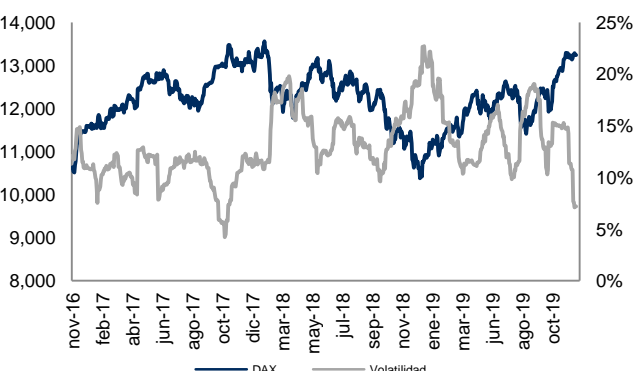
MERVAL (Buenos Aires) Cierre: 34,500.21 Volat: 44.2%



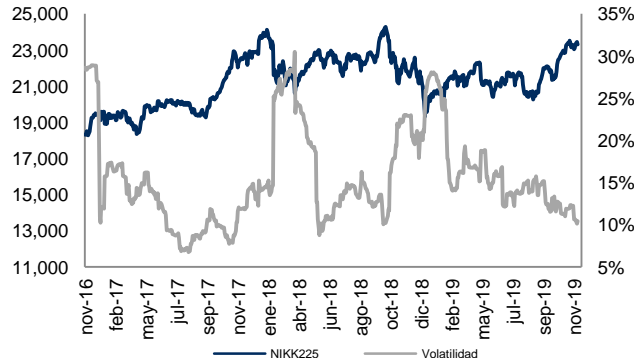
FTSE-100 (Londres) Cierre: 7,346.53 Volat: 9.4%



DAX (Frankfurt) Cierre: 13,236.38 Volat: 7.2%



NIKKEI-225 (Tokio) Cierre: 23,293.91 Volat: 10.4%



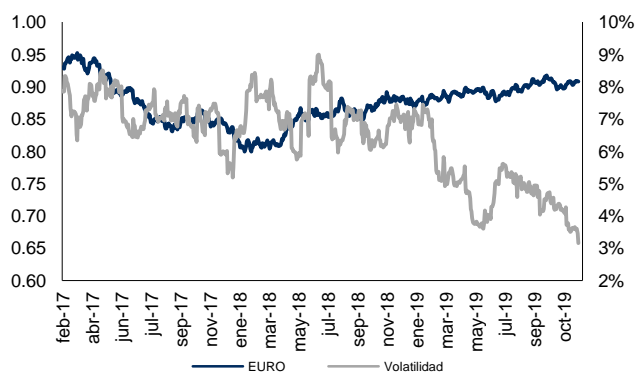
Índice	Rend. 7d	Rend. 30d	Rend. Año
S&P-500	0.99%	3.09%	25.30%
NASDAQ	1.71%	4.35%	30.60%
BOVESPA	-1.39%	-6.19%	12.55%
MERVAL	2.49%	1.13%	-28.49%
FTSE100	1.07%	0.49%	10.78%
DAX	0.51%	1.31%	20.51%
NIKK225	0.00%	1.40%	16.52%
IPC	-2.51%	-4.43%	3.37%
DJI	0.63%	3.18%	20.25%
CAC40	0.17%	1.20%	20.00%
HANGSENG	-0.98%	-1.05%	1.97%
TSE300	0.65%	2.32%	22.24%
IBEX	1.01%	-0.47%	5.28%

Cifras al 29 de noviembre de 2019. Índices en USD.

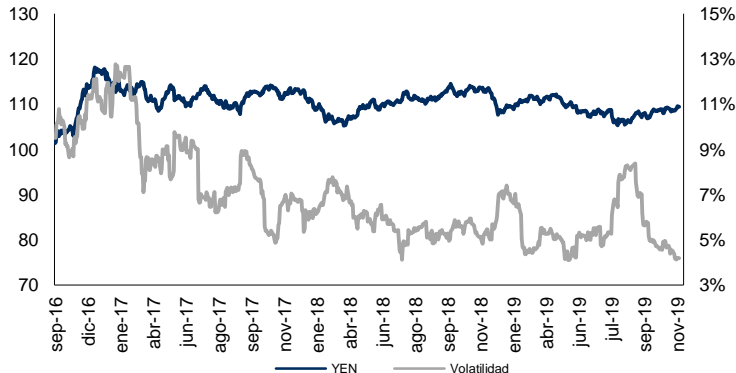


Monitor de Divisas

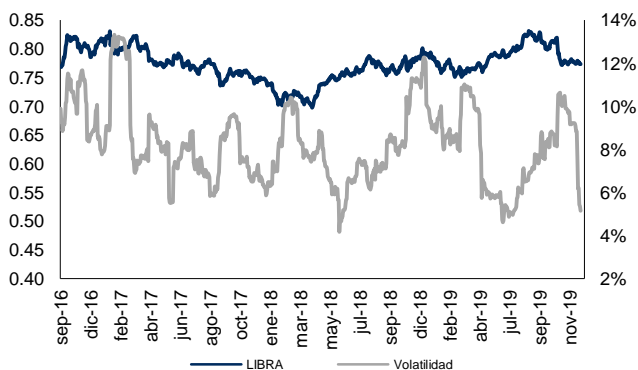
Euro (€) Cierre: 0.91 Volat: 3.2%



Yen Japonés (¥) Cierre: 109.45 Volat: 4.2%



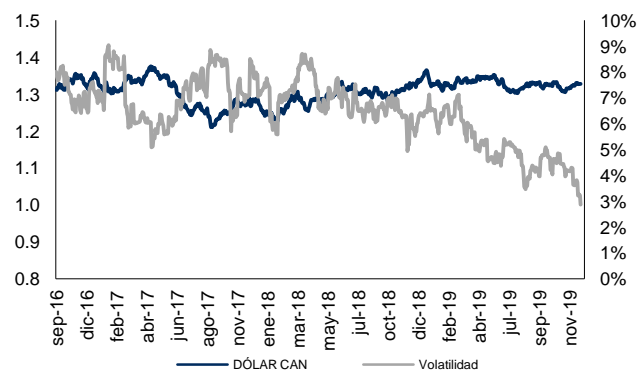
Libra Esterlina (£) Cierre: 0.77 Volat: 5.1%



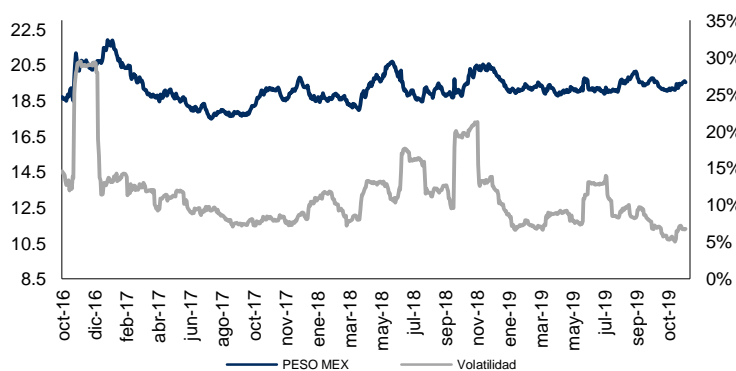
Real Brasileño Cierre: 4.24 Volat: 12.6%



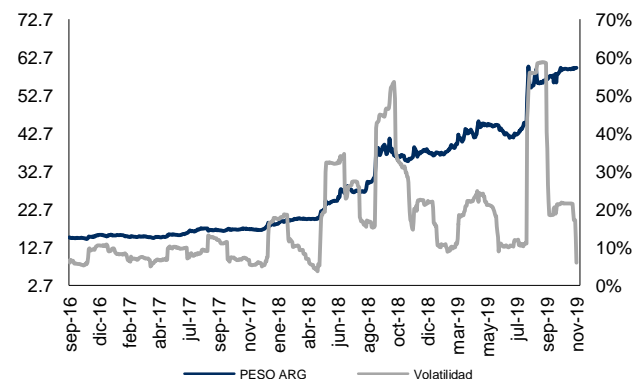
Dólar Canadiense Cierre: 1.33 Volat: 2.9%



Peso Mexicano Cierre: 19.53 Volat: 6.7%



Peso Argentino Cierre: 59.91 Volat: 6.0%



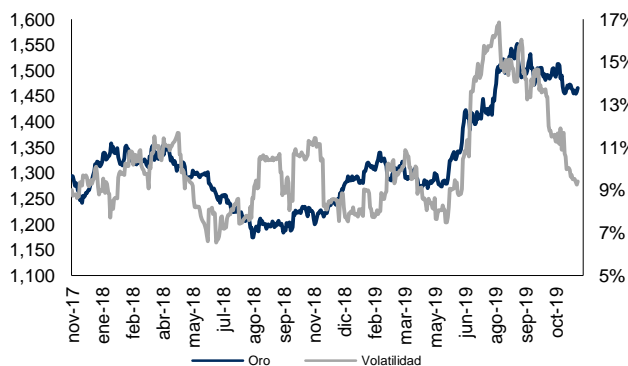
Moneda	Ultimo	7d	30d	Acumulado
Euro	0.91	-0.04%	-1.18%	-3.87%
Yen	109.45	-0.78%	-0.57%	0.12%
Libra	0.77	0.79%	0.28%	1.45%
Real	4.24	-0.95%	-5.83%	-8.40%
Dólar Can	1.33	0.15%	-0.91%	2.75%
Peso Mex	19.53	-0.69%	-1.93%	0.60%
Peso Arg	59.91	-0.22%	-0.66%	-37.21%

Cifras al 29 de noviembre de 2019. Cotizaciones con respecto al USD.

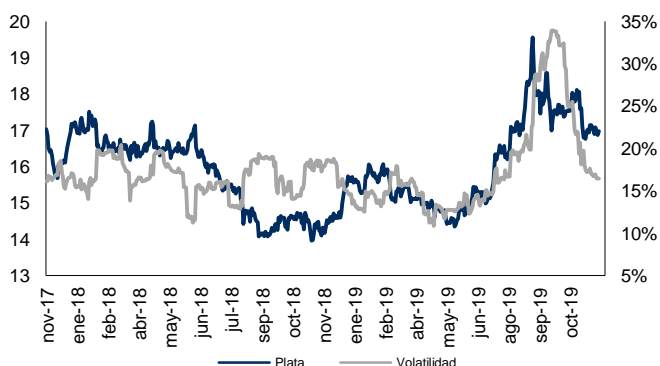


Monitor de Metales y Otros Commodities

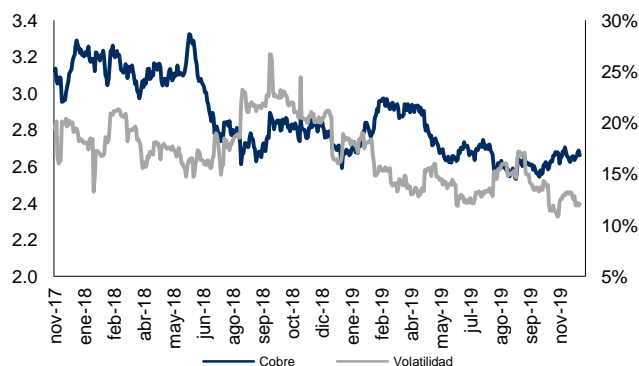
Oro (USD / T. Oz.) Cierre: 1,466.180 Volat: 9.4%



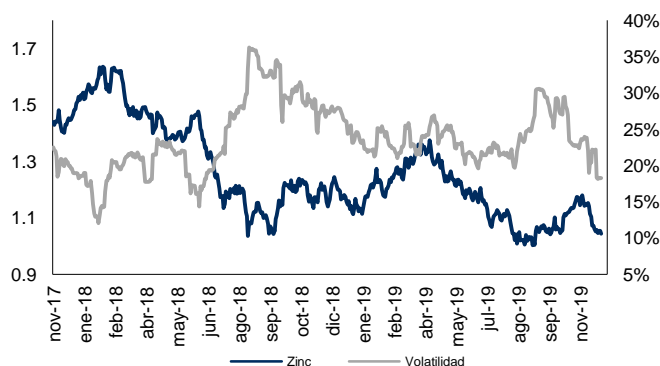
Plata (USD / T. Oz.) Cierre: 16.980 Volat: 16.5%



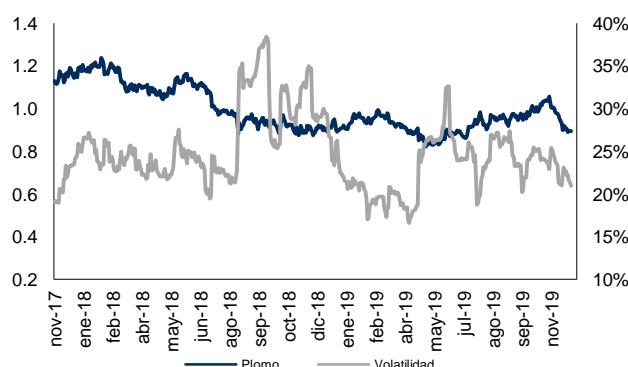
Cobre (USD / libra) Cierre: 2.662 Volat: 12.1%



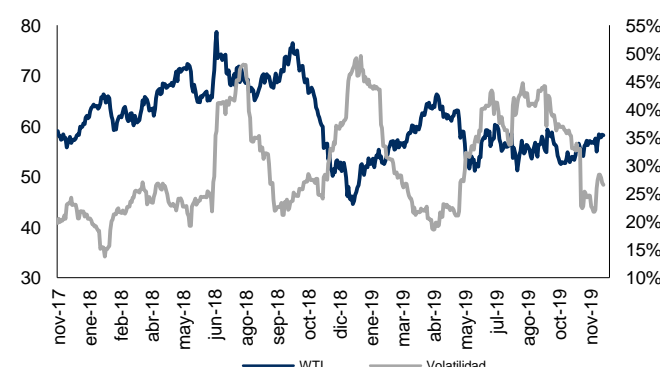
Zinc (USD / libra) Cierre: 1.044 Volat: 18.3%



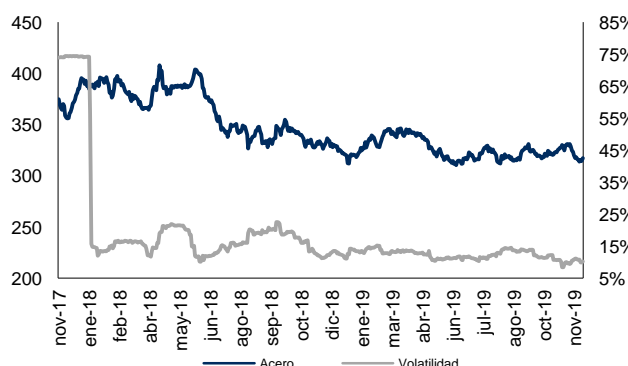
Plomo (USD / libra) Cierre: 0.875 Volat: 20.9%



WTI (USD / barril) Cierre: 58.17 Volat: 26.5%



Acero (Indice) Cierre: 314.602 Volat: 10.5%



Metal	Ultimo	7d	30d	Acumulado
Oro	1466.18	0.27%	-1.99%	14.37%
Plata	16.98	-0.05%	-4.86%	9.70%
Cobre	2.66	1.02%	-0.63%	-1.97%
Plomo	0.88	-0.86%	-15.62%	-5.98%
Zinc	1.04	-0.67%	-11.00%	-7.64%
WTI	58.17	0.76%	5.96%	28.69%
Acero	314.60	-0.23%	-4.33%	-1.47%