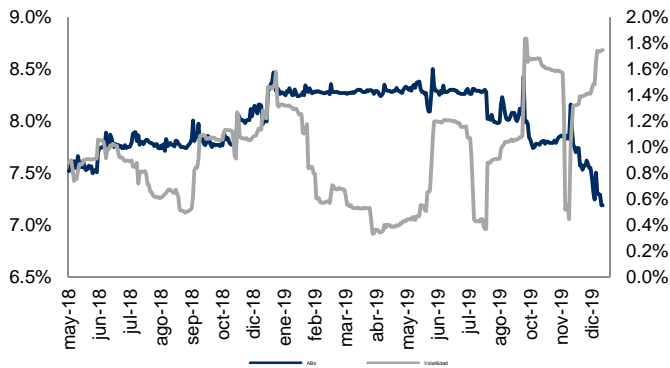


Monitor de Mercados Financieros

ABs y Volatilidad

Cierre: 7.2%

Volat: 1.7%



Tipo Cambio y Volatilidad

Cierre: 18.9150

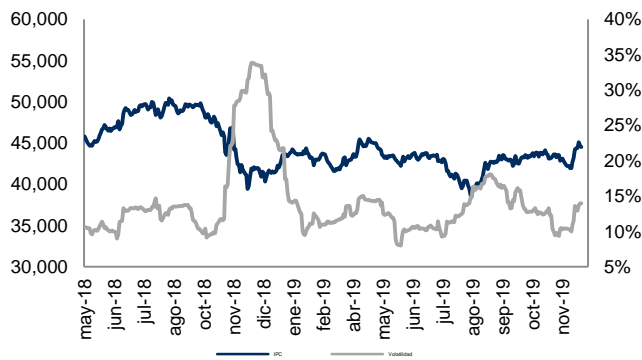
Volat: 8.7%



IPC y Volatilidad

Cierre: 44,505.64

Volat: 14.0%



DJI y Volatilidad

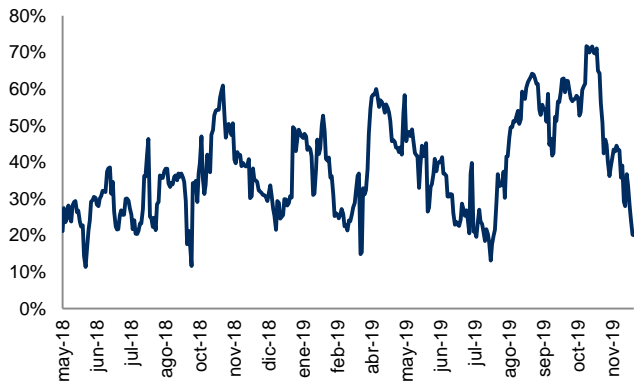
Cierre: 28,455.09

Volat: 7.7%



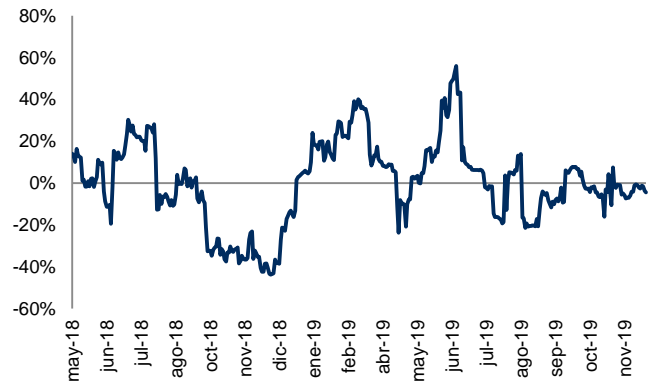
Correlación entre IPC y DJI

Correl: 20.0%



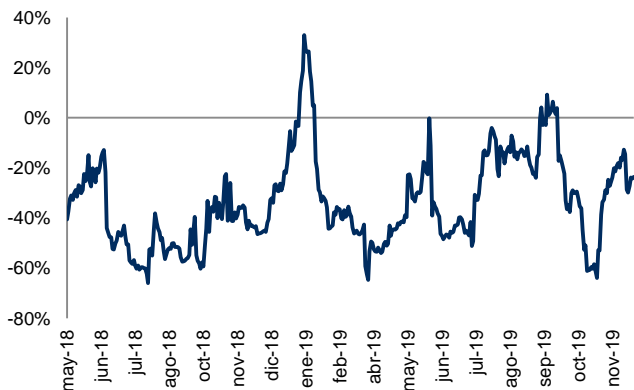
Correlación entre Tipo Cambio y ABs

Correl: -4.5%



Correlación entre IPC y Tipo Cambio

Correl: -23.6%



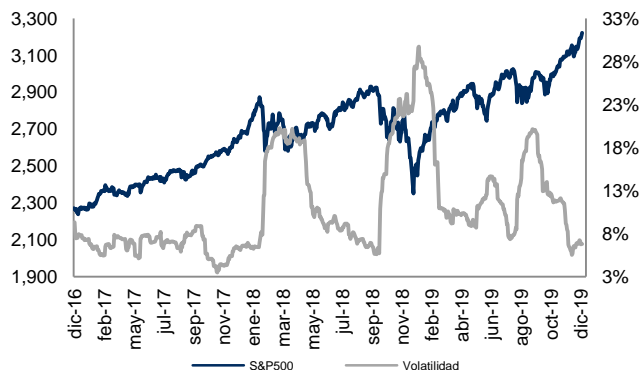
Correlación entre IPC y Abs

Correl: -0.9%

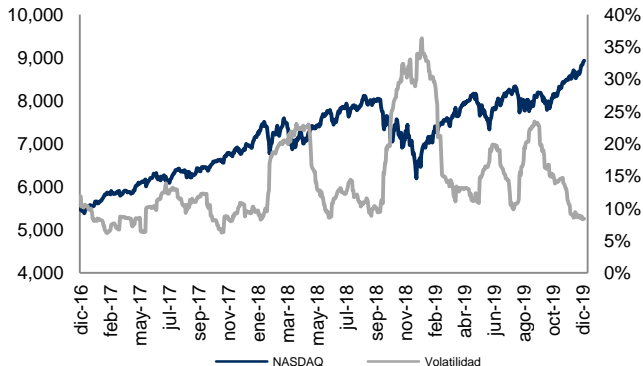


Monitor de Mercados

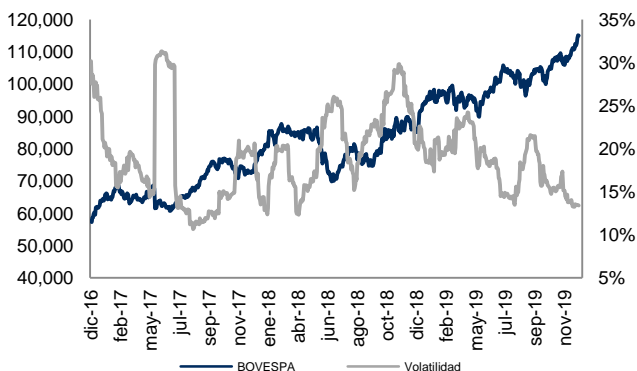
S&P-500 (EE.UU.) Cierre: 3,221.22 Volat: 6.8%



NASDAQ (EE.UU.) Cierre: 8,924.96 Volat: 8.4%



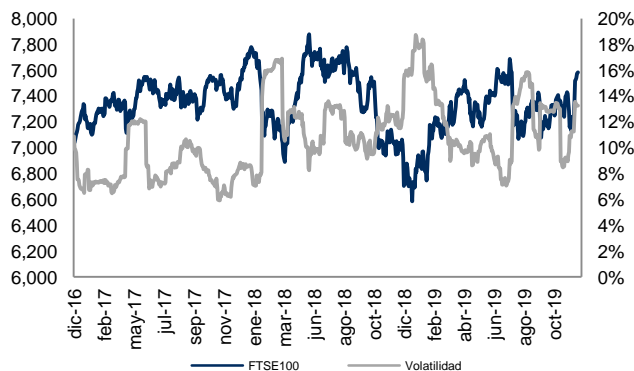
BOVESPA (Sao Paulo) Cierre: 114,998.23 Volat: 13.4%



MERVAL (Buenos Aires) Cierre: 38,632.41 Volat: 45.9%



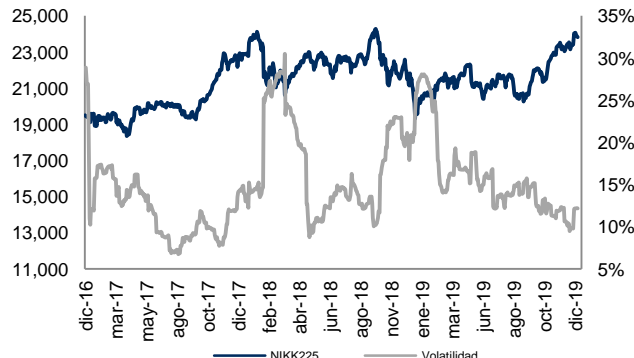
FTSE-100 (Londres) Cierre: 7,582.48 Volat: 13.3%



DAX (Frankfurt) Cierre: 13,318.90 Volat: 10.7%



NIKKEI-225 (Tokio) Cierre: 23,816.63 Volat: 12.2%



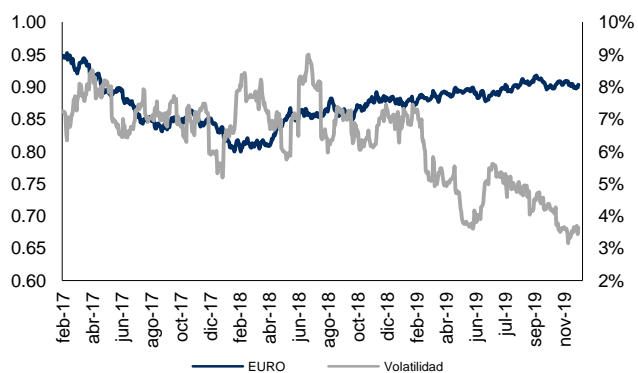
| Índice | Rend. 7d | Rend. 30d | Rend. Año |
|----------|----------|-----------|-----------|
| S&P-500 | 1.65% | 3.63% | 28.50% |
| NASDAQ | 2.18% | 4.67% | 34.51% |
| BOVESPA | 2.53% | 11.18% | 23.86% |
| MERVAL | 5.07% | 15.41% | -19.55% |
| FTSE100 | 0.48% | 4.96% | 14.85% |
| DAX | -0.11% | 1.24% | 21.90% |
| NIKK225 | -0.95% | 2.08% | 19.13% |
| IPC | 1.06% | 4.89% | 10.90% |
| DJI | 1.14% | 2.28% | 21.98% |
| CAC40 | 1.35% | 2.18% | 23.01% |
| HANGSENG | 0.71% | 4.04% | 8.32% |
| TSE300 | 0.91% | 1.81% | 23.96% |
| IBEX | 0.79% | 4.90% | 9.49% |

Cifras al 20 de diciembre de 2019. Índices en USD.

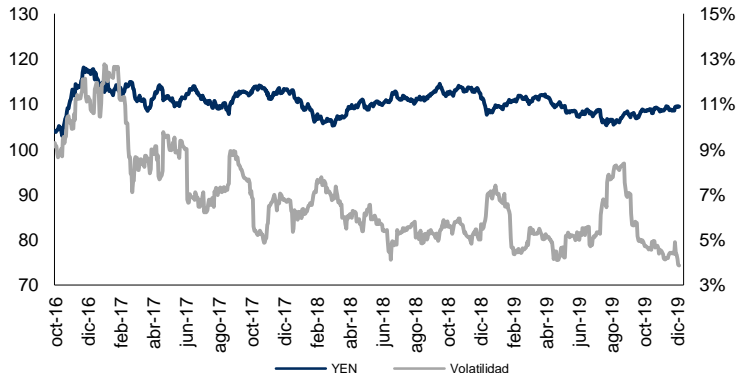


Monitor de Divisas

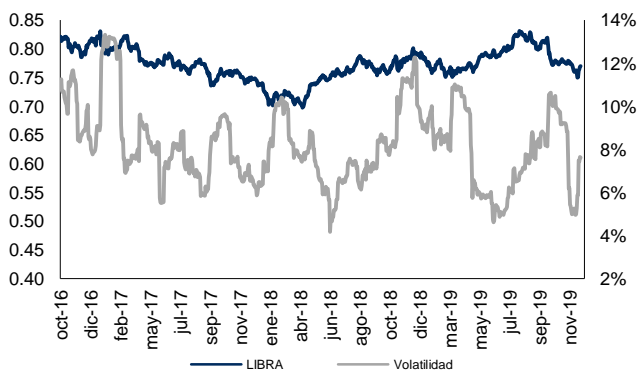
Euro (€) Cierre: 0.90 Volat: 3.6%



Yen Japonés (¥) Cierre: 109.46 Volat: 3.9%



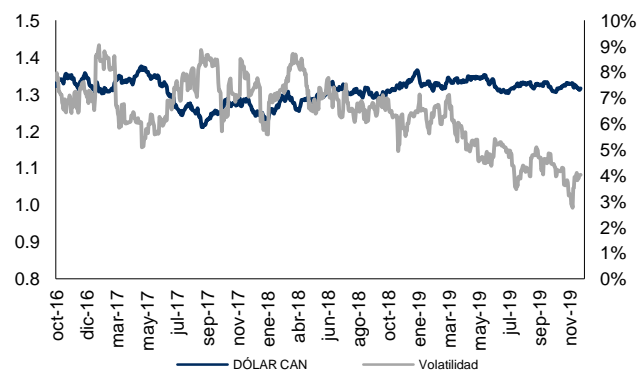
Libra Esterlina (£) Cierre: 0.77 Volat: 7.6%



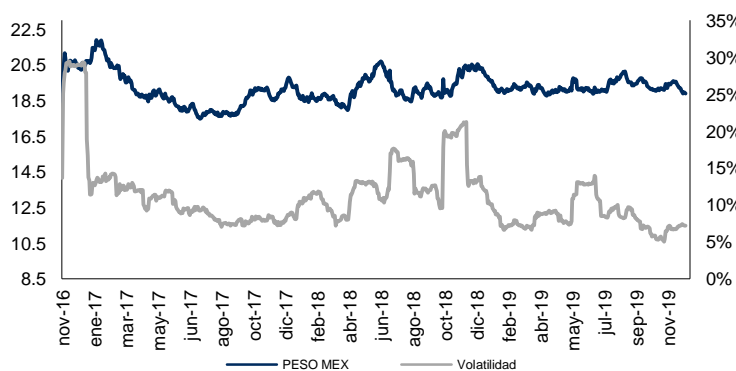
Real Brasileño Cierre: 4.10 Volat: 10.2%



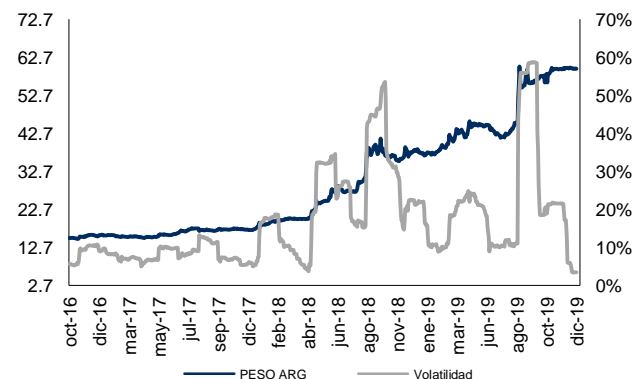
Dólar Canadiense Cierre: 1.32 Volat: 4.0%



Peso Mexicano Cierre: 18.90 Volat: 7.2%



Peso Argentino Cierre: 59.63 Volat: 3.5%



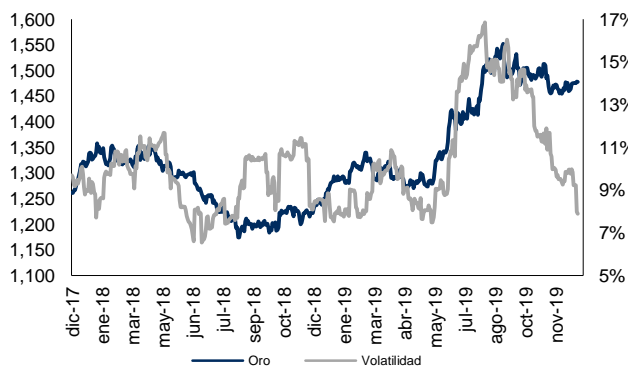
| Moneda | Ultimo | 7d | 30d | Acumulado |
|------------------|--------|--------|--------|-----------|
| Euro | 0.90 | -0.38% | 0.02% | -3.36% |
| Yen | 109.46 | -0.09% | -0.79% | 0.11% |
| Libra | 0.77 | -2.56% | 0.53% | 1.91% |
| Real | 4.10 | 0.21% | 2.35% | -5.34% |
| Dólar Can | 1.32 | 0.23% | 1.13% | 3.71% |
| Peso Mex | 18.90 | 0.85% | 2.95% | 3.92% |
| Peso Arg | 59.63 | 0.00% | -0.16% | -36.92% |

Cifras al 20 de diciembre de 2019. Cotizaciones con respecto al USD.

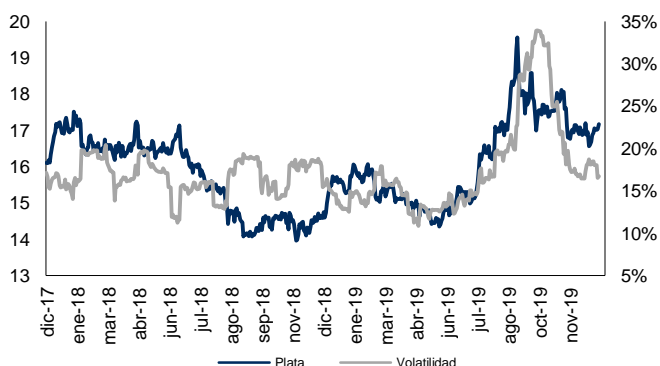


Monitor de Metales y Otros Commodities

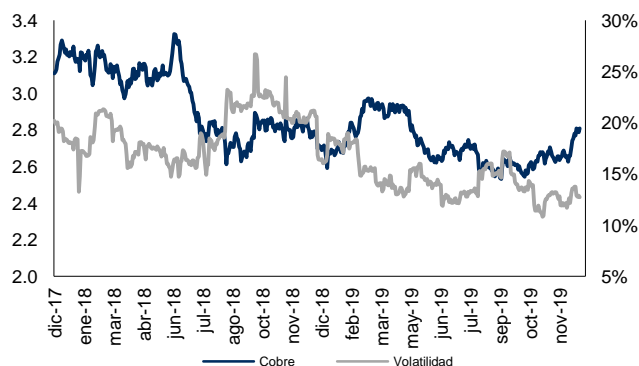
Oro (USD / T. Oz.) Cierre: 1,477.886 Volat: 7.9%



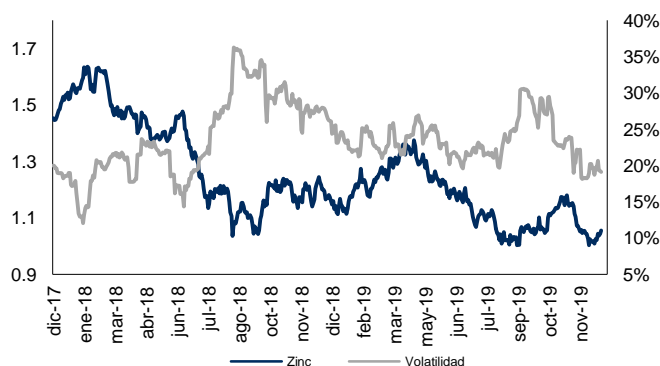
Plata (USD / T. Oz.) Cierre: 17.168 Volat: 16.7%



Cobre (USD / libra) Cierre: 2.808 Volat: 12.7%



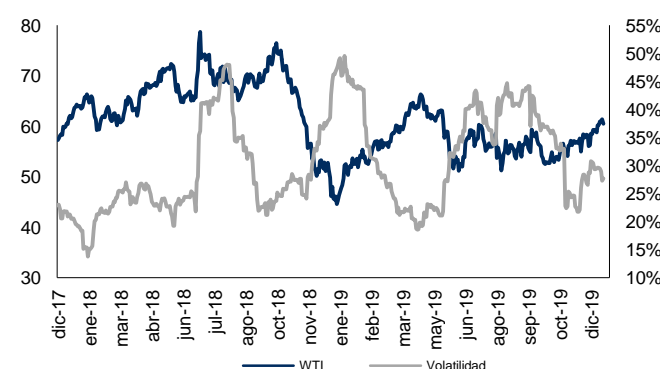
Zinc (USD / libra) Cierre: 1.056 Volat: 19.1%



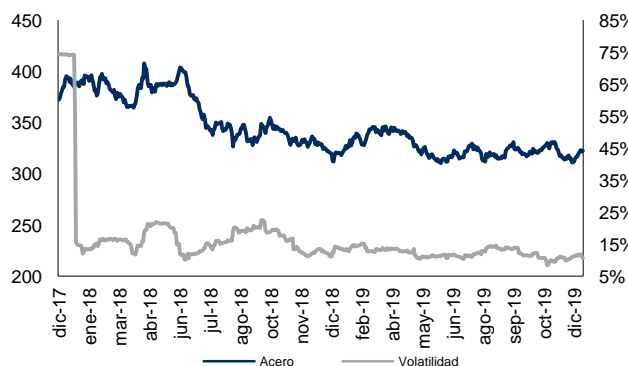
Plomo (USD / libra) Cierre: 0.860 Volat: 19.7%



WTI (USD / barril) Cierre: 60.48 Volat: 27.7%



Acero (Indice) Cierre: 325.918 Volat: 10.9%



| Metal | Ultimo | 7d | 30d | Acumulado |
|-------|---------|--------|--------|-----------|
| Oro | 1477.89 | 0.16% | 0.43% | 15.28% |
| Plata | 17.17 | 1.41% | 0.16% | 10.91% |
| Cobre | 2.81 | 0.98% | 5.69% | 3.40% |
| Plomo | 0.86 | -1.48% | -4.46% | -7.57% |
| Zinc | 1.06 | 2.88% | -1.55% | -6.63% |
| WTI | 60.48 | 0.53% | 6.55% | 33.81% |
| Acero | 325.92 | 1.63% | 3.26% | 2.07% |

