

Monitor de Mercados Financieros

ABs y Volatilidad

Cierre: 7.7%

Volat: 1.3%



Tipo Cambio y Volatilidad

Cierre: 19.3720

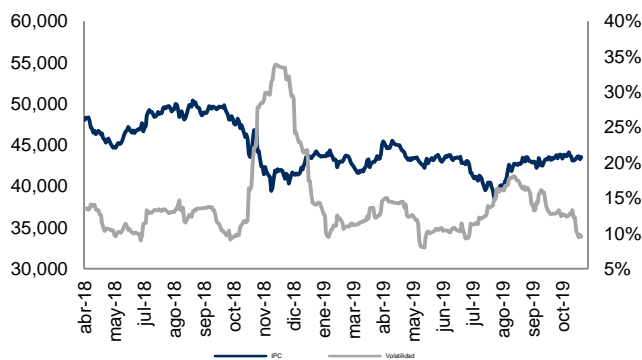
Volat: 8.7%



IPC y Volatilidad

Cierre: 43,521.86

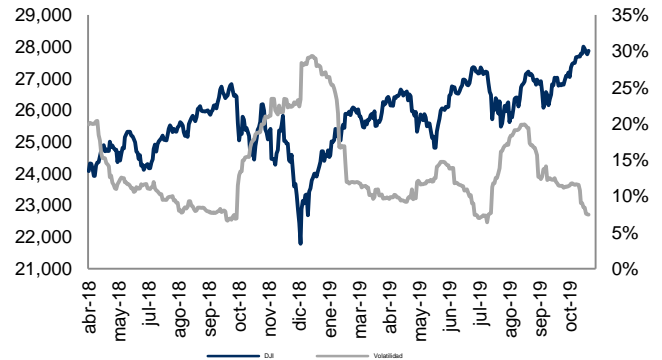
Volat: 9.5%



DJI y Volatilidad

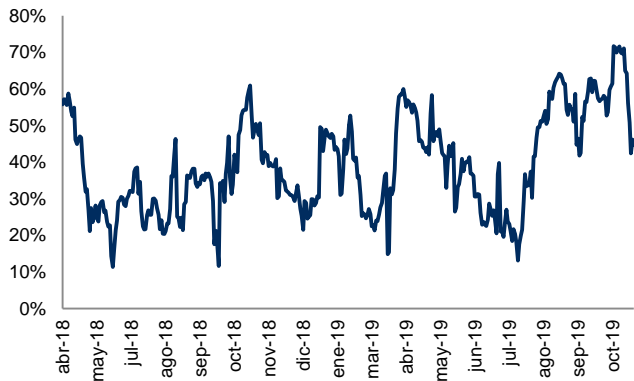
Cierre: 27,875.62

Volat: 7.5%



Correlación entre IPC y DJI

Correl: 44.7%



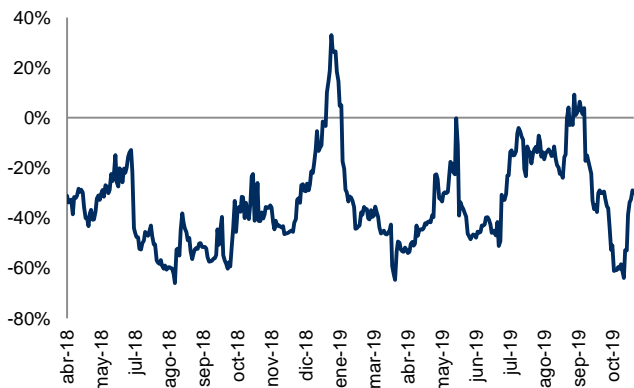
Correlación entre Tipo Cambio y ABs

Correl: -30.6%



Correlación entre IPC y Tipo Cambio

Correl: -30.1%



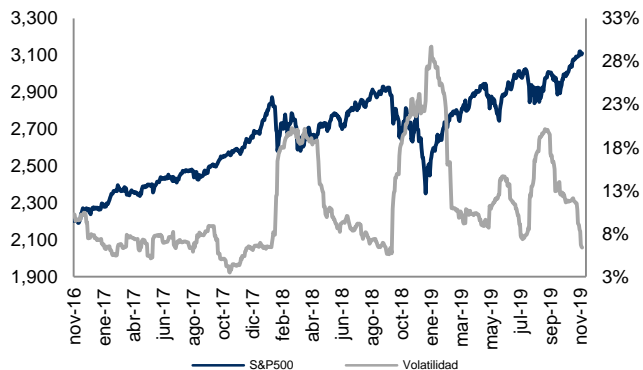
Correlación entre IPC y Abs

Correl: -5.3%

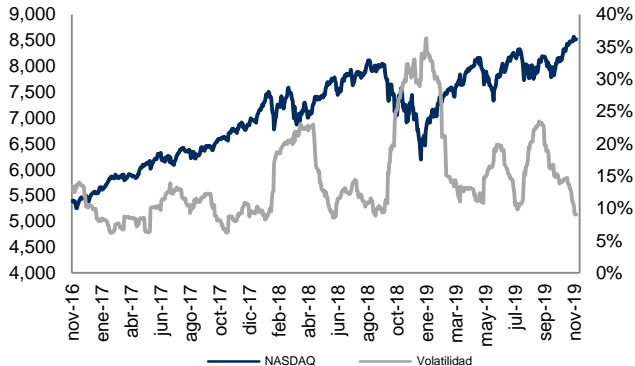


Monitor de Mercados

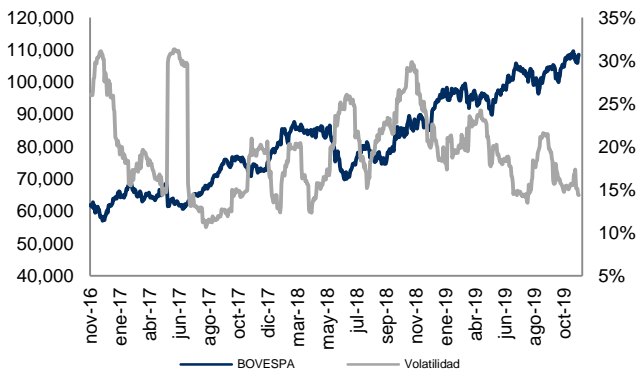
S&P-500 (EE.UU.) Cierre: 3,110.29 Volat: 6.4%



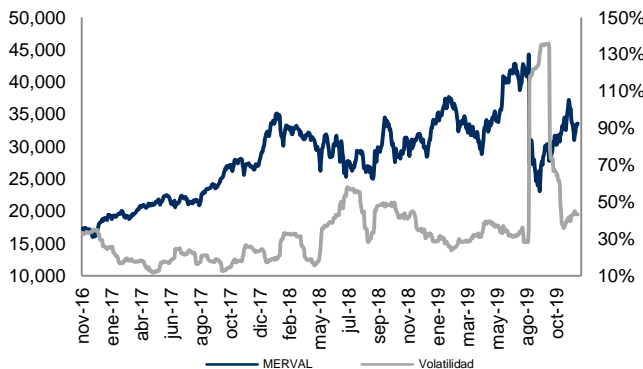
NASDAQ (EE.UU.) Cierre: 8,519.89 Volat: 9.0%



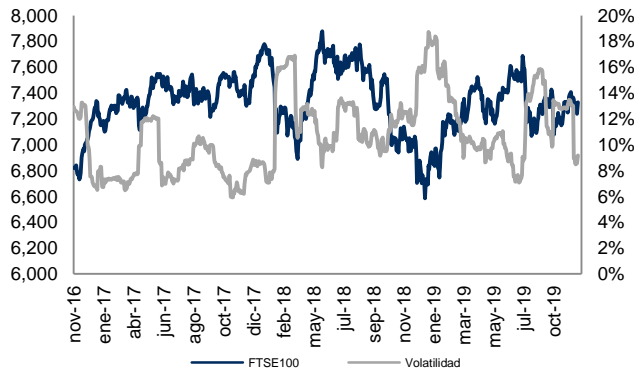
BOVESPA (Sao Paulo) Cierre: 108,473.06 Volat: 14.4%



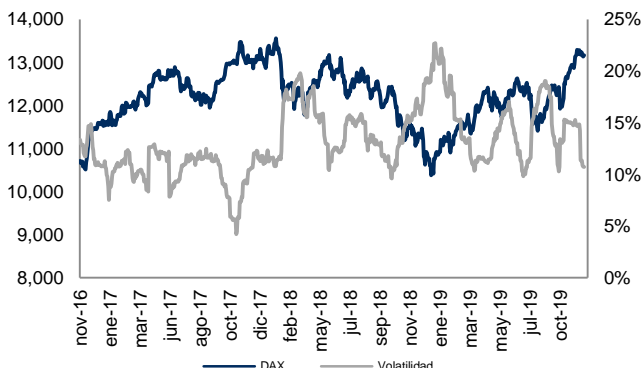
MERVAL (Buenos Aires) Cierre: 33,588.83 Volat: 43.3%



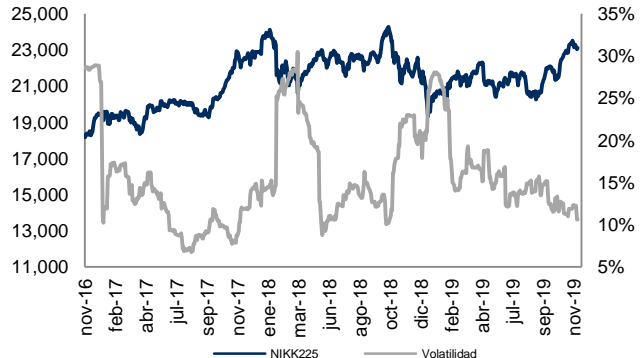
FTSE-100 (Londres) Cierre: 7,326.81 Volat: 9.2%



DAX (Frankfurt) Cierre: 13,163.88 Volat: 10.7%



NIKKEI-225 (Tokio) Cierre: 23,112.88 Volat: 10.6%



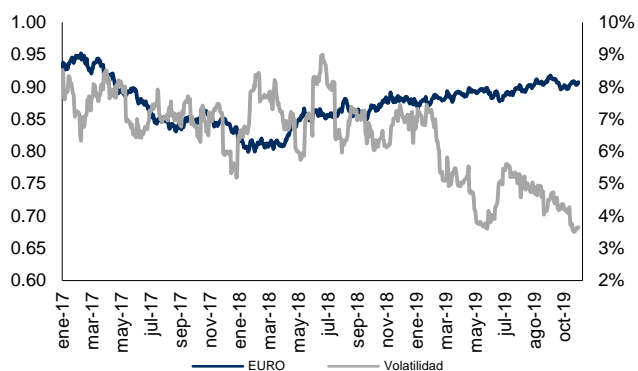
Índice	Rend. 7d	Rend. 30d	Rend. Año
S&P-500	-0.33%	3.52%	24.07%
NASDAQ	-0.25%	4.93%	28.40%
BOVESPA	1.79%	-3.04%	14.13%
MERVAL	4.94%	0.80%	-30.22%
FTSE100	-0.19%	0.28%	9.61%
DAX	-0.87%	1.85%	19.89%
NIKK225	-0.67%	2.23%	16.52%
IPC	-0.58%	-1.39%	6.03%
DJI	-0.46%	3.88%	19.50%
CAC40	-1.06%	3.22%	19.80%
HANGSENG	1.04%	0.32%	2.98%
TSE300	-0.96%	1.99%	21.45%
IBEX	-0.35%	-2.35%	4.22%

Cifras al 22 de noviembre de 2019. Índices en USD.

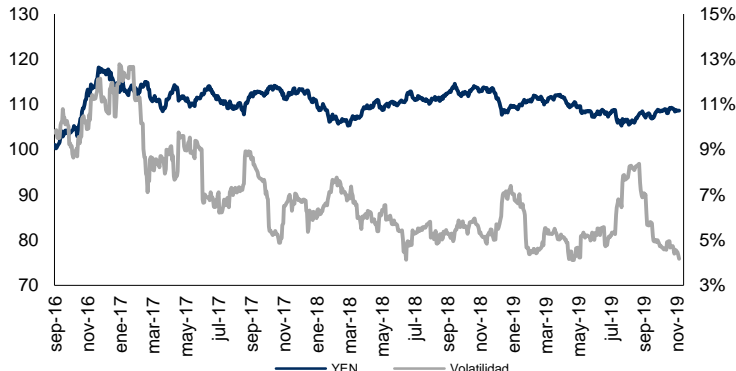


Monitor de Divisas

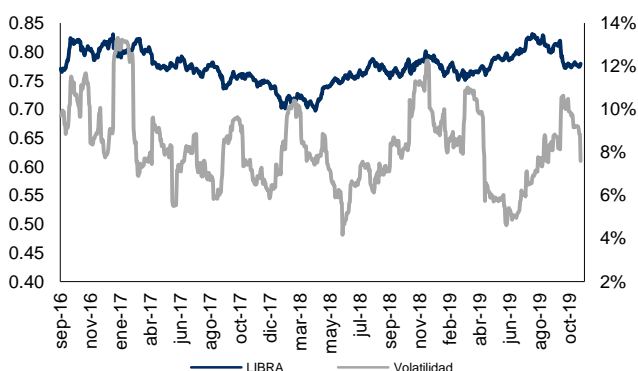
Euro (€) Cierre: 0.91 Volat: 3.7%



Yen Japonés (¥) Cierre: 108.60 Volat: 4.2%



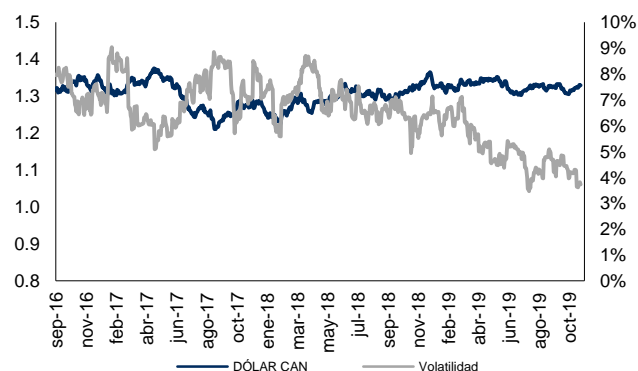
Libra Esterlina (£) Cierre: 0.78 Volat: 7.6%



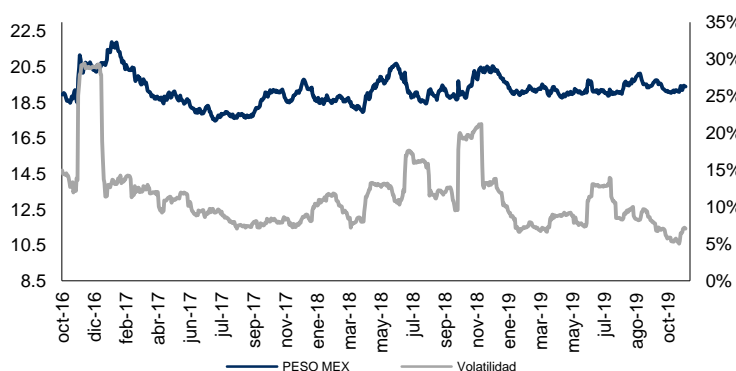
Real Brasileño Cierre: 4.20 Volat: 11.7%



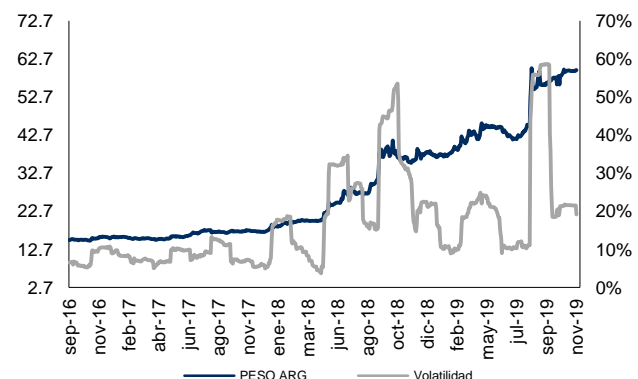
Dólar Canadiense Cierre: 1.33 Volat: 3.7%



Peso Mexicano Cierre: 19.39 Volat: 7.1%



Peso Argentino Cierre: 59.78 Volat: 19.2%



Moneda	Ultimo	7d	30d	Acumulado
Euro	0.91	-0.28%	-0.98%	-3.83%
Yen	108.60	0.15%	0.07%	0.90%
Libra	0.78	-0.52%	-0.63%	0.65%
Real	4.20	-0.01%	-3.87%	-7.53%
Dólar Can	1.33	-0.53%	-1.73%	2.59%
Peso Mex	19.39	-0.96%	-1.42%	1.29%
Peso Arg	59.78	-0.49%	-1.64%	-37.07%

Cifras al 22 de noviembre de 2019. Cotizaciones con respecto al USD.



Monitor de Metales y Otros Commodities

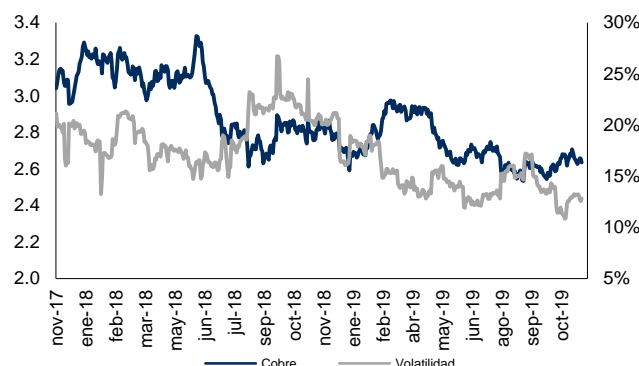
Oro (USD / T. Oz.) Cierre: 1,462.159 Volat: 9.5%



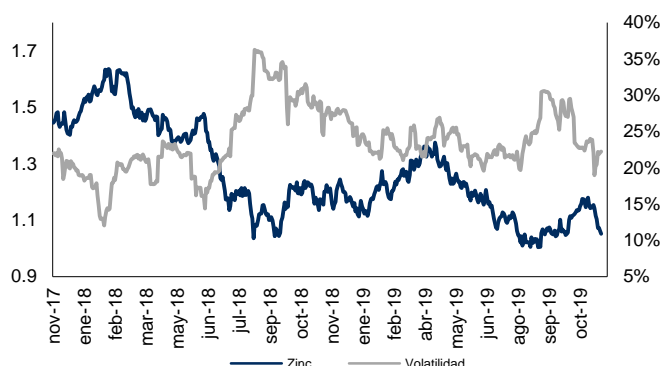
Plata (USD / T. Oz.) Cierre: 16.989 Volat: 16.7%



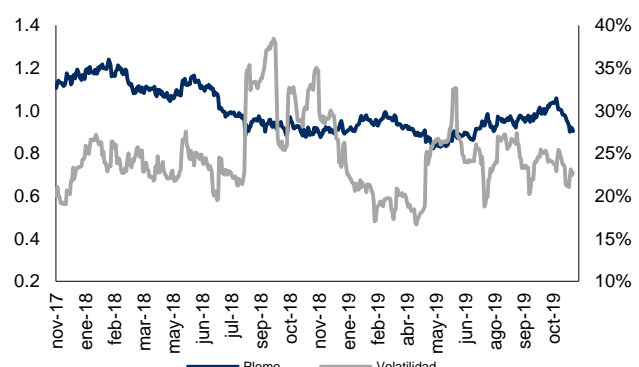
Cobre (USD / libra) Cierre: 2.635 Volat: 12.8%



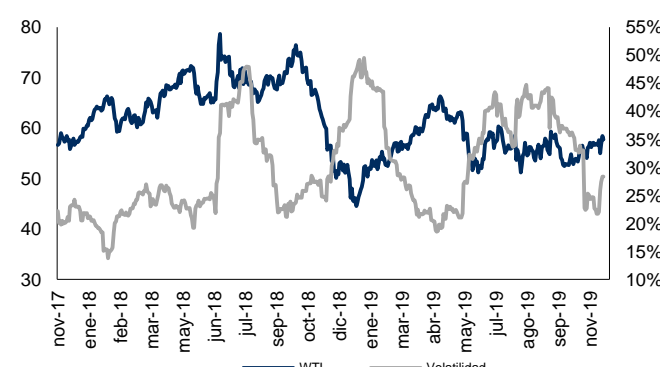
Zinc (USD / libra) Cierre: 1.051 Volat: 22.2%



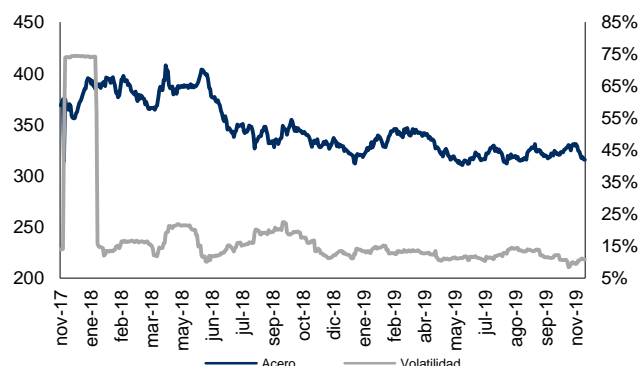
Plomo (USD / libra) Cierre: 0.883 Volat: 22.7%



WTI (USD / barril) Cierre: 57.73 Volat: 28.4%



Acero (Indice) Cierre: 315.316 Volat: 10.0%



Metal	Ultimo	7d	30d	Acumulado
Oro	1462.16	-0.31%	-1.98%	14.05%
Plata	16.99	0.30%	-3.17%	9.75%
Cobre	2.64	0.38%	0.33%	-2.96%
Plomo	0.88	-3.14%	-12.85%	-5.17%
Zinc	1.05	-4.77%	-7.22%	-7.02%
WTI	57.73	0.24%	3.18%	27.72%
Acero	315.32	-0.88%	-3.09%	-1.25%