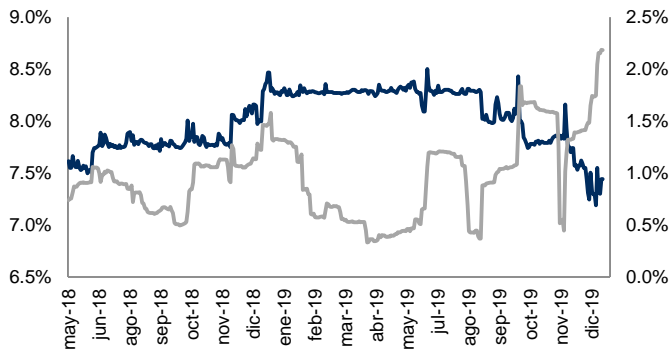


Monitor de Mercados Financieros

ABs y Volatilidad

Cierre: 7.4%

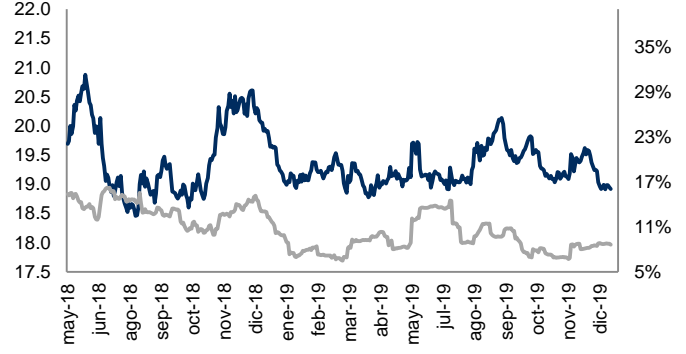
Volat: 2.2%



Tipo Cambio y Volatilidad

Cierre: 18.9190

Volat: 8.6%



IPC y Volatilidad

Cierre: 44,261.51

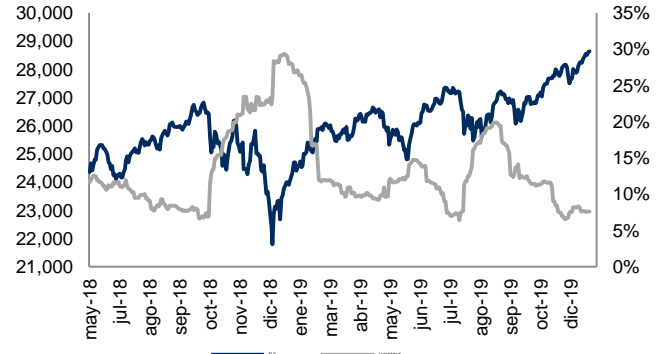
Volat: 13.2%



DJI y Volatilidad

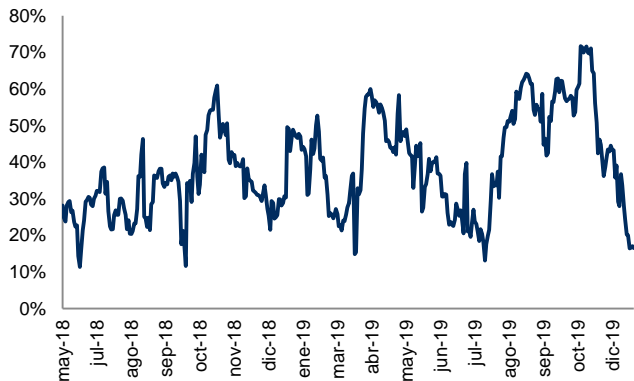
Cierre: 28,645.26

Volat: 7.6%



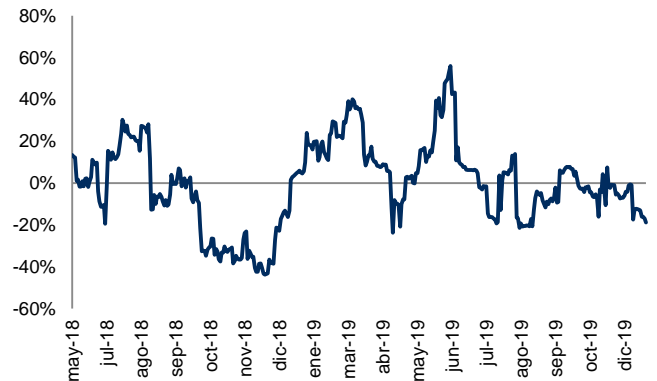
Correlación entre IPC y DJI

Correl: 16.5%



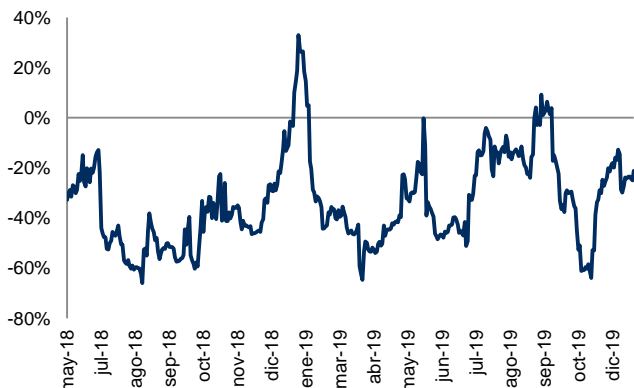
Correlación entre Tipo Cambio y ABs

Correl: -18.9%



Correlación entre IPC y Tipo Cambio

Correl: -21.2%



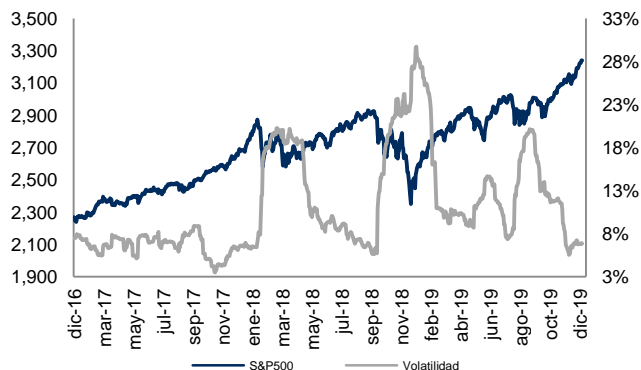
Correlación entre IPC y Abs

Correl: 23.9%

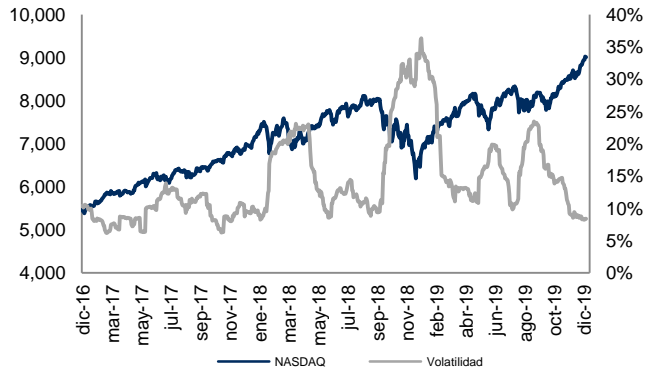


Monitor de Mercados

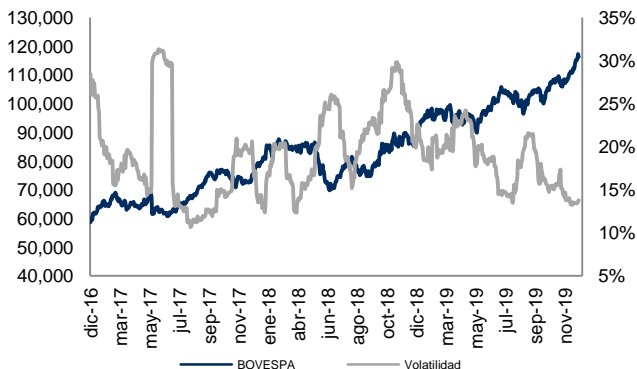
S&P-500 (EE.UU.) Cierre: 3,240.02 Volat: 6.8%



NASDAQ (EE.UU.) Cierre: 9,006.62 Volat: 8.4%



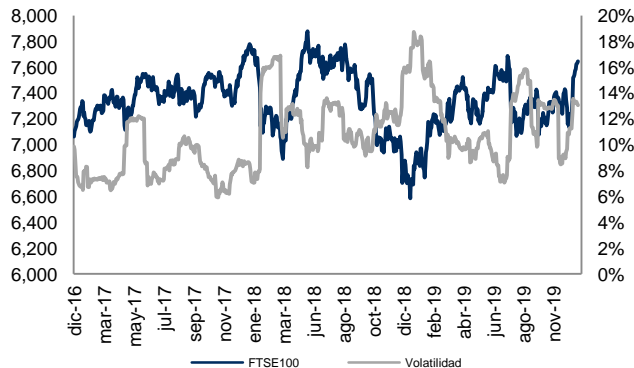
BOVESPA (Sao Paulo) Cierre: 116,206.33 Volat: 13.8%



MERVAL (Buenos Aires) Cierre: 41,681.93 Volat: 46.6%



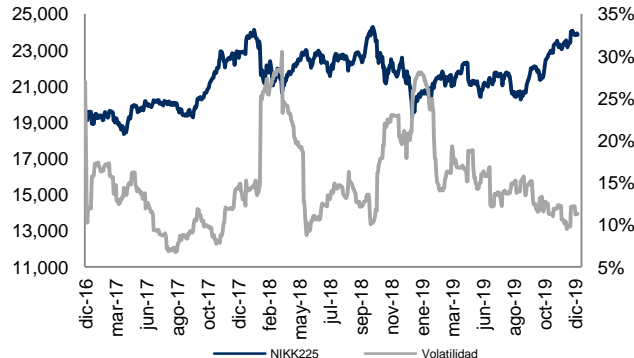
FTSE-100 (Londres) Cierre: 7,644.90 Volat: 13.1%



DAX (Frankfurt) Cierre: 13,337.11 Volat: 10.4%



NIKKEI-225 (Tokio) Cierre: 23,837.72 Volat: 11.3%



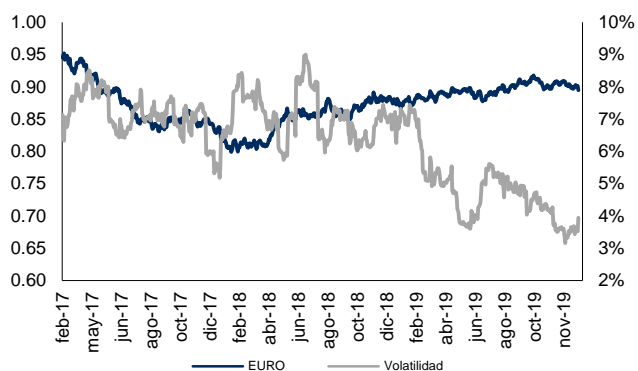
Índice	Rend. 7d	Rend. 30d	Rend. Año
S&P-500	0.58%	2.74%	29.25%
NASDAQ	0.91%	3.46%	35.74%
BOVESPA	2.39%	13.70%	26.82%
MERVAL	7.57%	23.03%	-13.45%
FTSE100	1.44%	4.09%	16.50%
DAX	1.04%	1.96%	23.17%
NIKK225	0.11%	1.81%	19.25%
IPC	-0.15%	6.43%	10.74%
DJI	0.67%	1.71%	22.80%
CAC40	1.17%	3.47%	24.45%
HANGSENG	1.39%	5.42%	9.83%
TSE300	0.86%	1.92%	25.03%
IBEX	1.16%	5.24%	10.77%

Cifras al 27 de diciembre de 2019. Índices en USD.

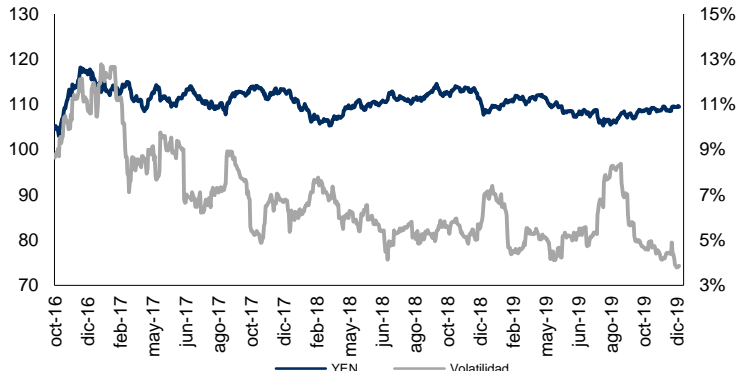


Monitor de Divisas

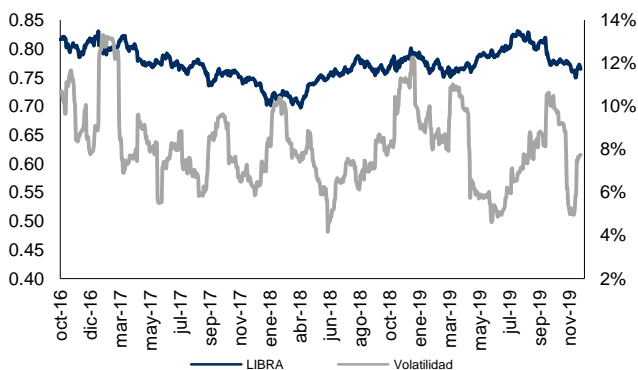
Euro (€) Cierre: 0.89 Volat: 3.9%



Yen Japonés (¥) Cierre: 109.44 Volat: 3.9%



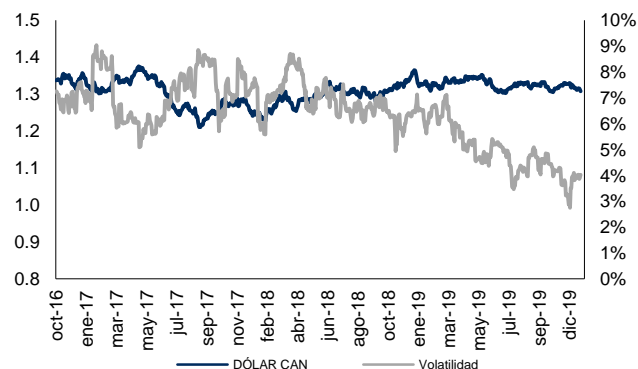
Libra Esterlina (£) Cierre: 0.76 Volat: 7.7%



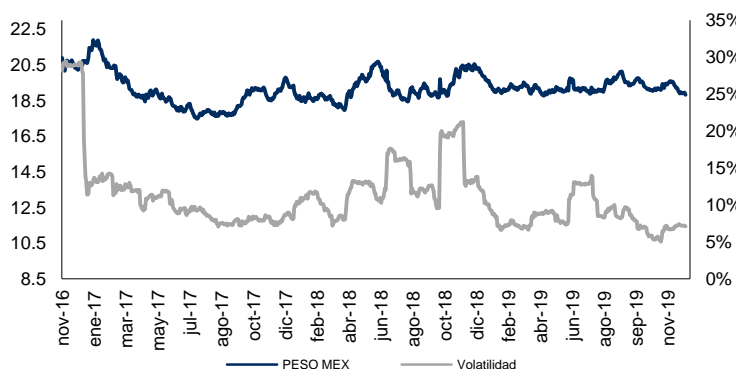
Real Brasileño Cierre: 4.05 Volat: 9.2%



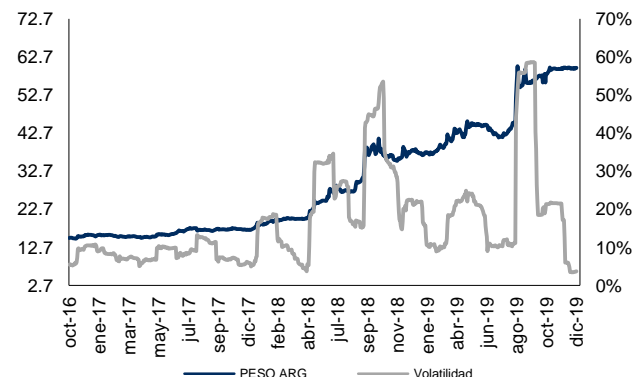
Dólar Canadiense Cierre: 1.31 Volat: 4.0%



Peso Mexicano Cierre: 18.83 Volat: 7.1%



Peso Argentino Cierre: 59.81 Volat: 3.6%



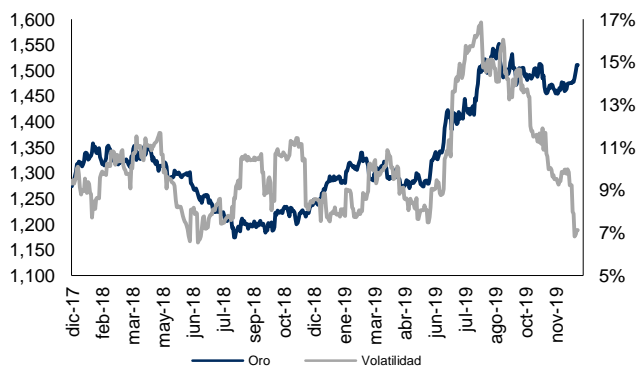
Moneda	Ultimo	7d	30d	Acumulado
Euro	0.89	0.90%	1.57%	-2.49%
Yen	109.44	0.02%	0.10%	0.13%
Libra	0.76	0.61%	1.16%	2.53%
Real	4.05	1.32%	5.39%	-4.08%
Dólar Can	1.31	0.57%	1.52%	4.30%
Peso Mex	18.83	0.42%	3.89%	4.36%
Peso Arg	59.81	-0.30%	0.15%	-37.10%

Cifras al 27 de diciembre de 2019. Cotizaciones con respecto al USD.

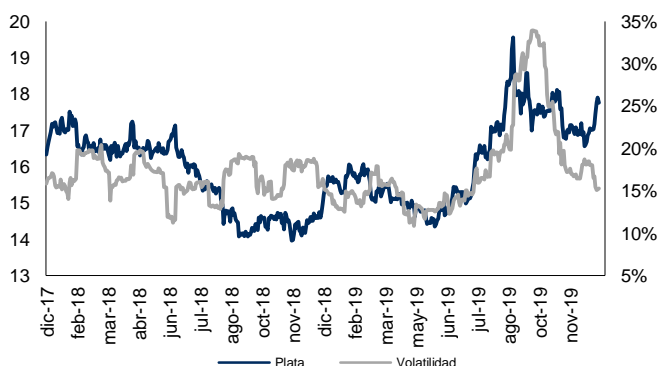


Monitor de Metales y Otros Commodities

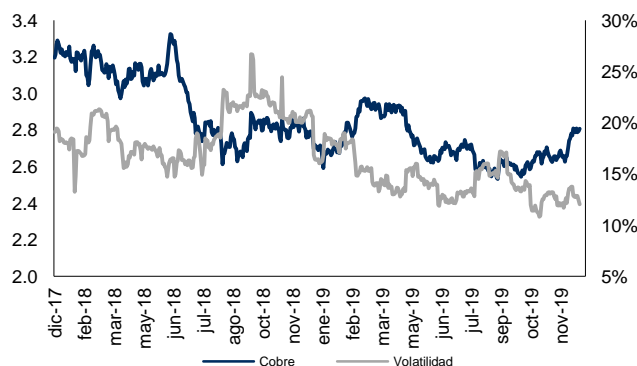
Oro (USD / T. Oz.) Cierre: 1,510.855 Volat: 7.1%



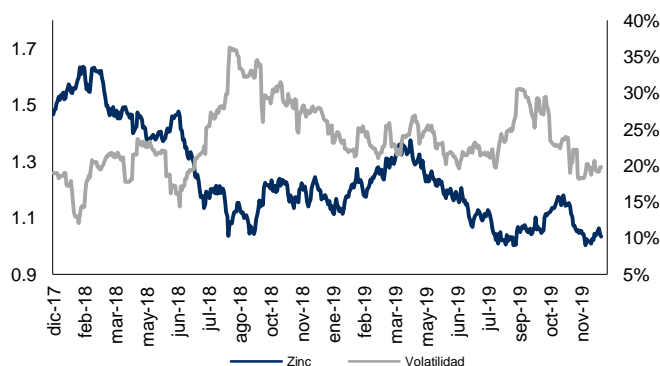
Plata (USD / T. Oz.) Cierre: 17.761 Volat: 15.3%



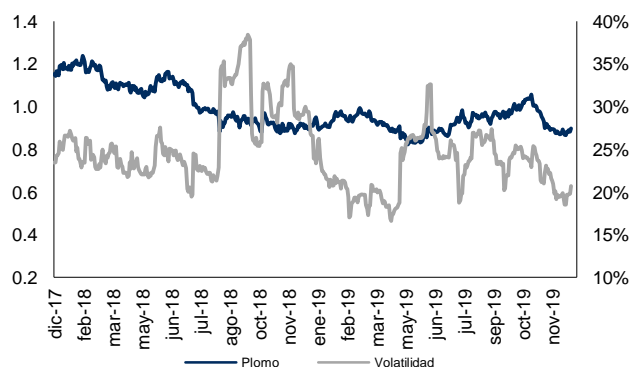
Cobre (USD / libra) Cierre: 2.807 Volat: 12.0%



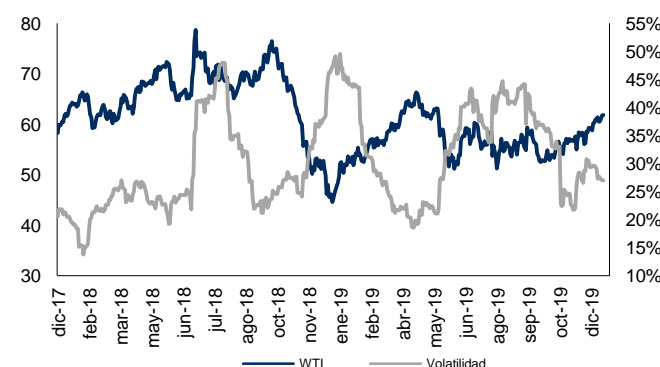
Zinc (USD / libra) Cierre: 1.034 Volat: 19.8%



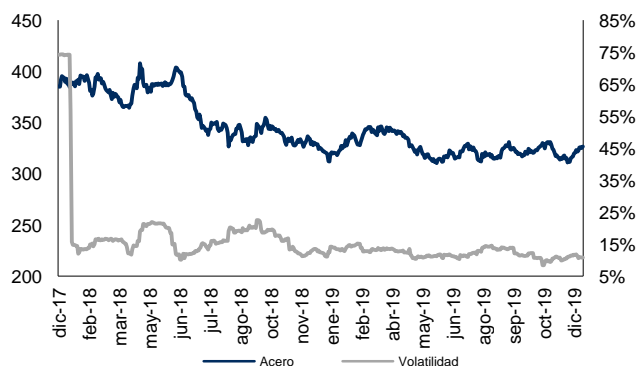
Plomo (USD / libra) Cierre: 0.877 Volat: 20.7%



WTI (USD / barril) Cierre: 61.78 Volat: 27.0%



Acero (Indice) Cierre: 327.193 Volat: 9.9%



Metal	Ultimo	7d	30d	Acumulado
Oro	1510.86	2.23%	3.88%	17.85%
Plata	17.76	3.45%	4.69%	14.74%
Cobre	2.81	-0.04%	4.75%	3.36%
Plomo	0.88	1.99%	0.35%	-5.73%
Zinc	1.03	-2.09%	-1.93%	-8.58%
WTI	61.78	2.15%	6.21%	36.68%
Acero	327.19	0.39%	2.96%	2.47%

