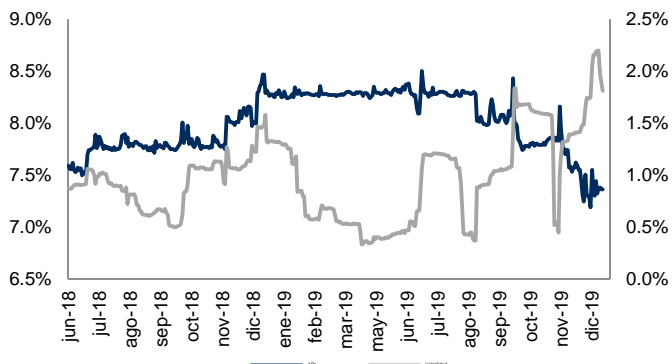
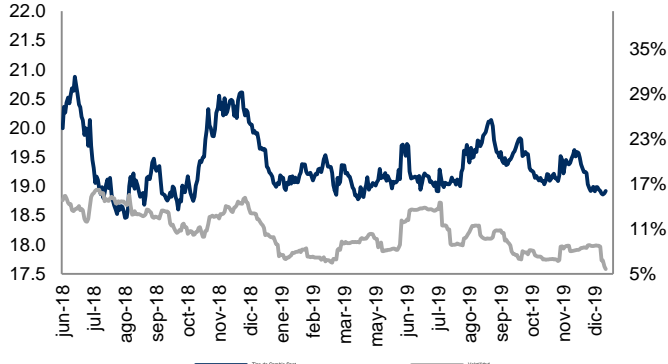


Monitor de Mercados Financieros

ABs y Volatilidad Cierre: 7.4% Volat: 1.8%



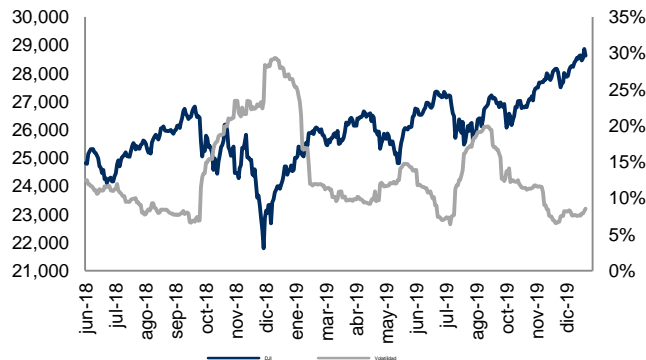
Tipo Cambio y Volatilidad Cierre: 18.9190 Volat: 5.6%



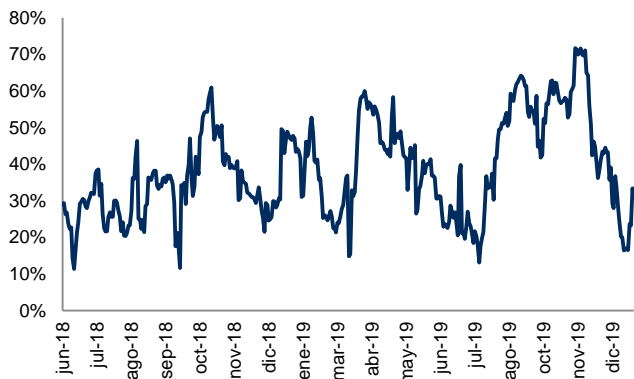
IPC y Volatilidad Cierre: 44,624.85 Volat: 15.0%



DJI y Volatilidad Cierre: 28,634.88 Volat: 8.6%



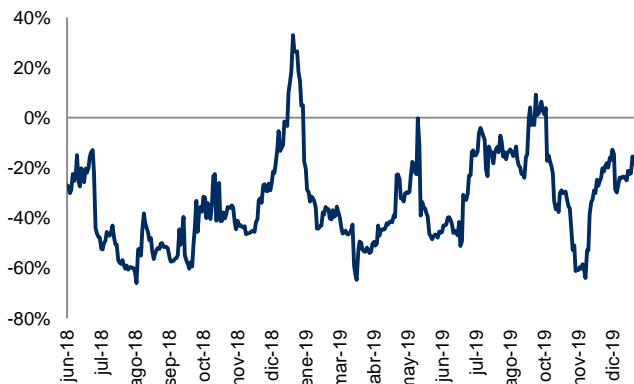
Correlación entre IPC y DJI Correl: 30.9%



Correlación entre Tipo Cambio y ABs Correl: -43.2%



Correlación entre IPC y Tipo Cambio Correl: -18.3%

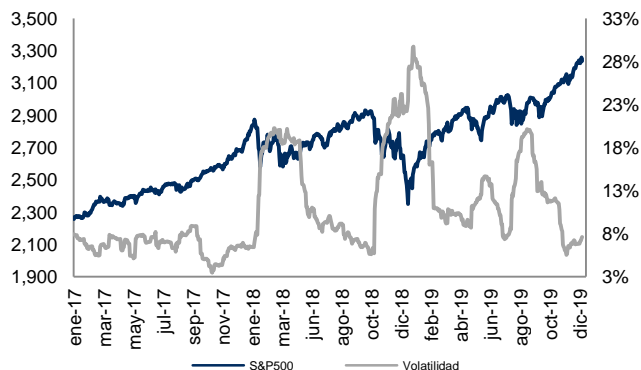


Correlación entre IPC y Abs Correl: 18.8%

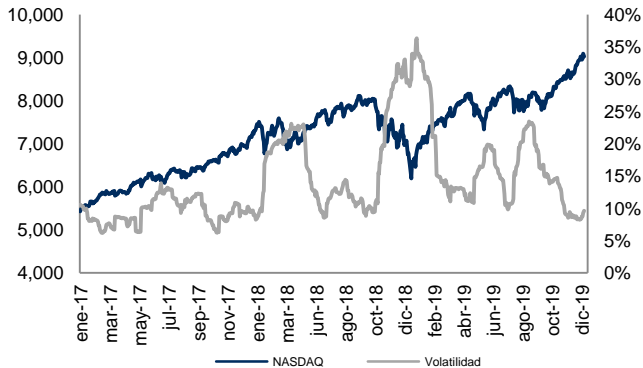


Monitor de Mercados

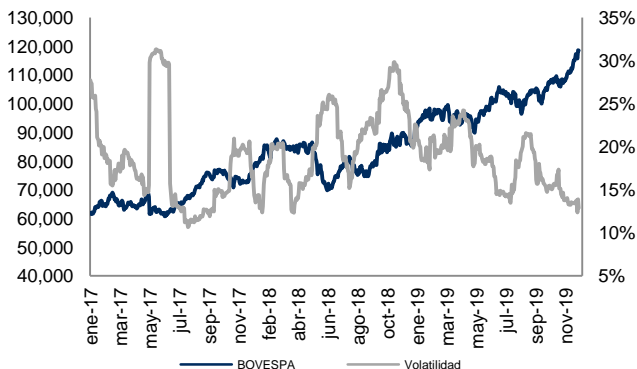
S&P-500 (EE.UU.) Cierre: 3,234.85 Volat: 7.6%



NASDAQ (EE.UU.) Cierre: 9,020.77 Volat: 9.6%



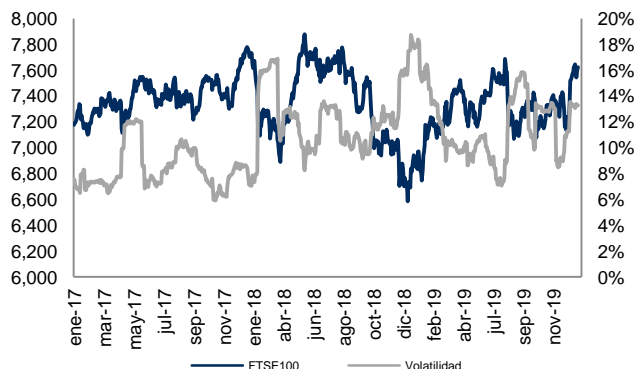
BOVESPA (Sao Paulo) Cierre: 118,469.49 Volat: 12.9%



MERVAL (Buenos Aires) Cierre: 40,499.15 Volat: 43.6%



FTSE-100 (Londres) Cierre: 7,622.40 Volat: 13.3%



DAX (Frankfurt) Cierre: 13,219.14 Volat: 11.4%



NIKKEI-225 (Tokio) Cierre: 23,656.62 Volat: 11.5%



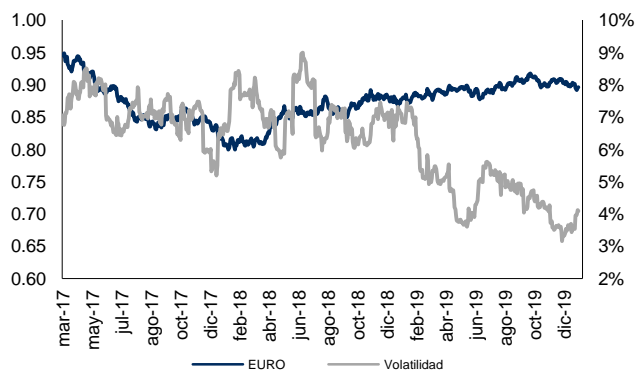
Índice	Rend. 7d	Rend. 30d	Rend. Año
S&P-500	-0.16%	3.92%	0.13%
NASDAQ	0.16%	5.30%	0.54%
BOVESPA	1.52%	11.24%	1.34%
MERVAL	-2.71%	16.68%	-2.60%
FTSE100	-0.28%	5.74%	-0.25%
DAX	-1.03%	1.34%	-0.72%
NIKK225	0.47%	2.96%	0.50%
IPC	0.39%	8.48%	2.42%
DJI	-0.04%	3.56%	0.34%
CAC40	-0.03%	4.99%	0.60%
HANGSENG	0.90%	9.87%	1.09%
TSE300	0.12%	2.66%	0.02%
IBEX	-0.70%	4.82%	0.52%

Cifras al 03 de enero de 2020. Índices en USD.

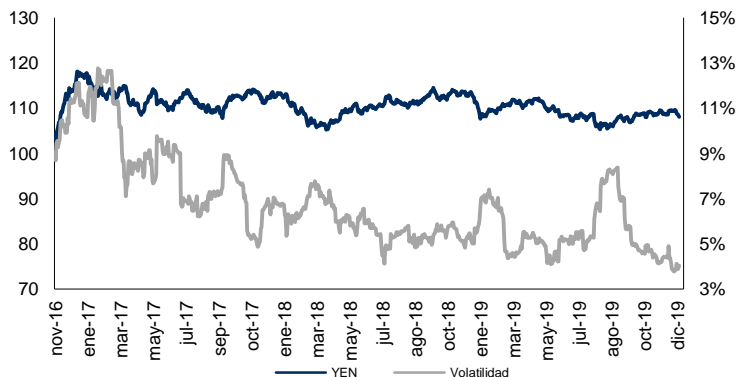


Monitor de Divisas

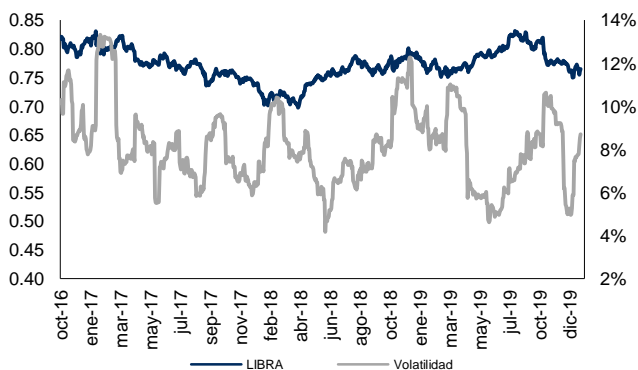
Euro (€) Cierre: 0.90 Volat: 4.1%



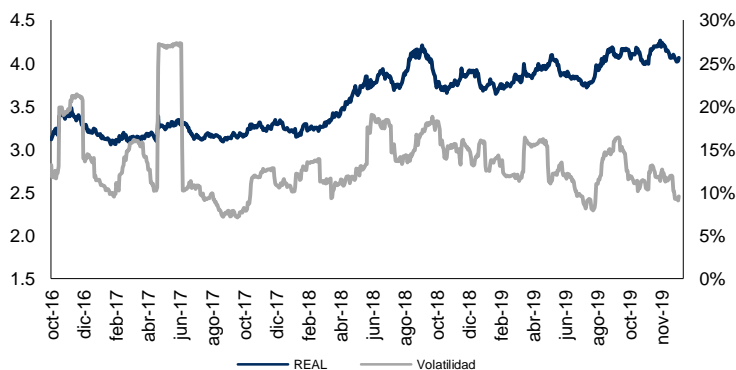
Yen Japonés (¥) Cierre: 108.10 Volat: 4.0%



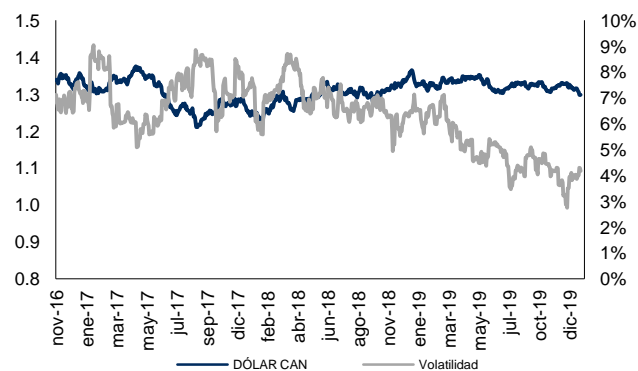
Libra Esterlina (£) Cierre: 0.76 Volat: 8.7%



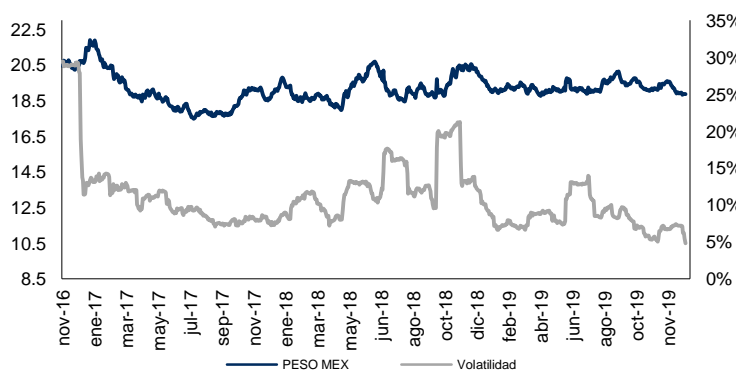
Real Brasileño Cierre: 4.06 Volat: 9.5%



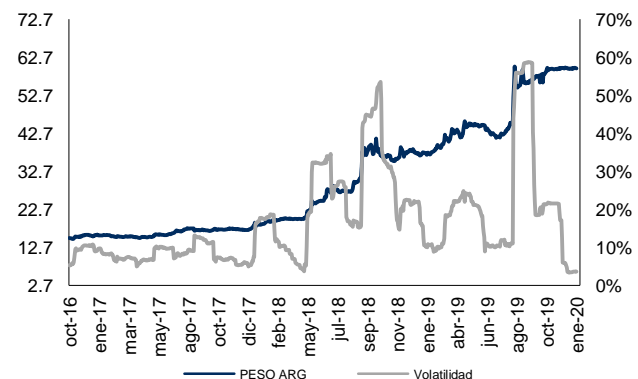
Dólar Canadiense Cierre: 1.30 Volat: 4.2%



Peso Mexicano Cierre: 18.87 Volat: 4.8%



Peso Argentino Cierre: 59.73 Volat: 3.6%



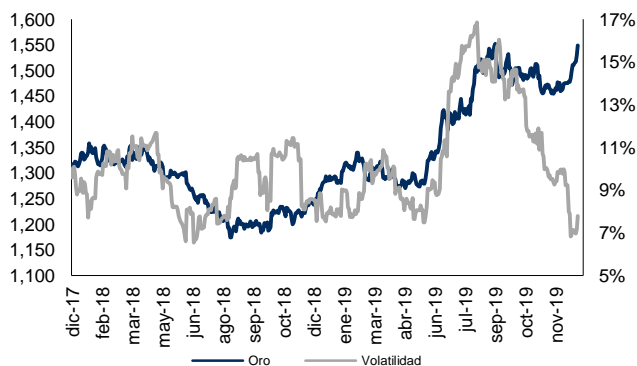
Moneda	Ultimo	7d	30d	Acumulado
Euro	0.90	-0.14%	0.74%	-0.50%
Yen	108.10	1.24%	0.69%	0.50%
Libra	0.76	0.02%	-0.28%	-1.30%
Real	4.06	-0.42%	3.57%	-1.08%
Dólar Can	1.30	0.72%	1.65%	0.00%
Peso Mex	18.87	-0.21%	3.23%	-0.04%
Peso Arg	59.73	0.13%	-0.05%	0.22%

Cifras al 03 de enero de 2020. Cotizaciones con respecto al USD.

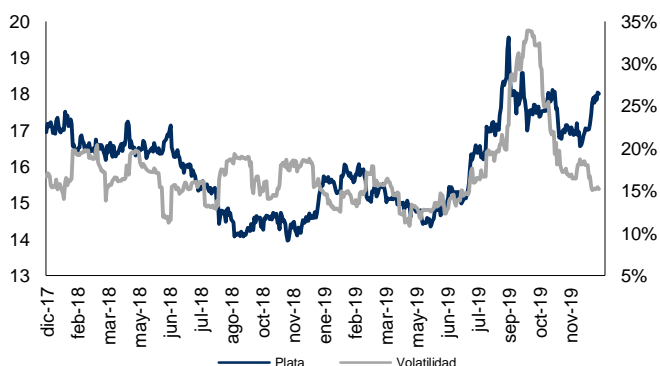


Monitor de Metales y Otros Commodities

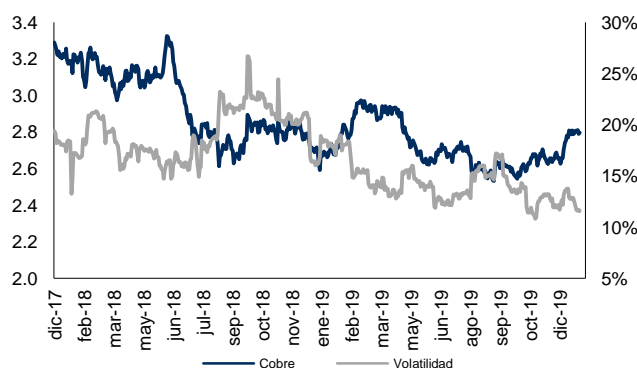
Oro (USD / T. Oz.) Cierre: 1,548.900 Volat: 7.8%



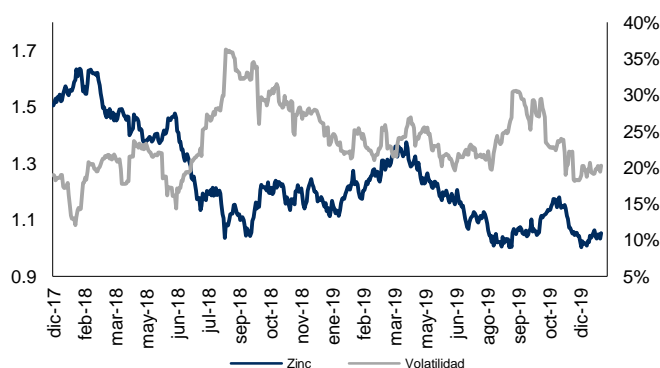
Plata (USD / T. Oz.) Cierre: 18.012 Volat: 15.2%



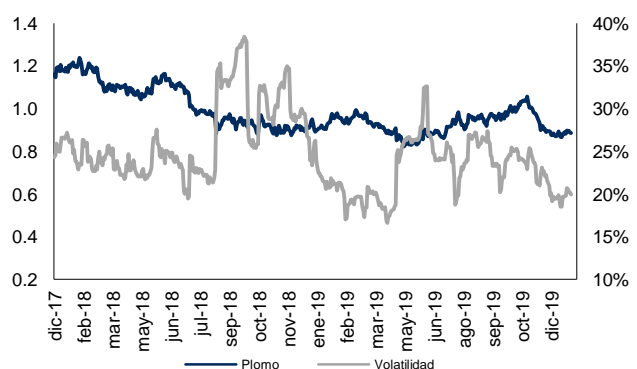
Cobre (USD / libra) Cierre: 2.796 Volat: 11.6%



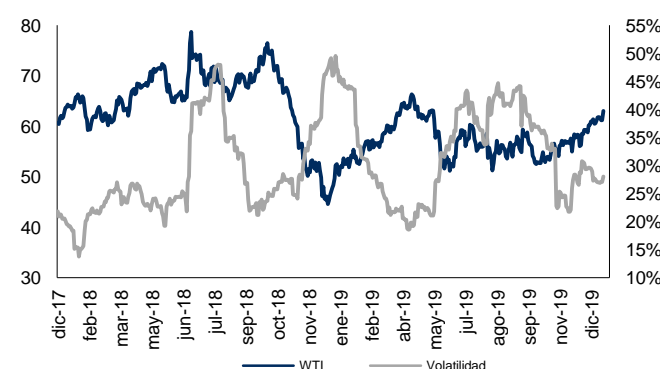
Zinc (USD / libra) Cierre: 1.054 Volat: 20.2%



Plomo (USD / libra) Cierre: 0.865 Volat: 19.9%



WTI (USD / barril) Cierre: 63.02 Volat: 28.0%



Acero (Indice) Cierre: 323.618 Volat: 9.5%



Metal	Ultimo	7d	30d	Acumulado
Oro	1548.90	2.52%	5.00%	2.08%
Plata	18.01	1.42%	6.79%	0.97%
Cobre	2.80	-0.40%	6.46%	-0.52%
Plomo	0.87	-1.40%	1.23%	-1.18%
Zinc	1.05	1.92%	4.96%	0.45%
WTI	63.02	2.01%	7.71%	3.04%
Acero	323.62	-1.09%	3.59%	-0.18%