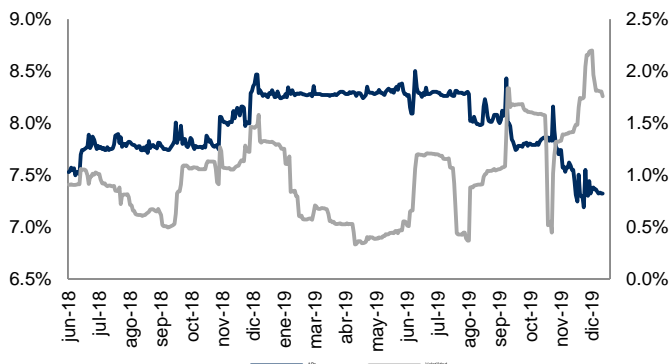
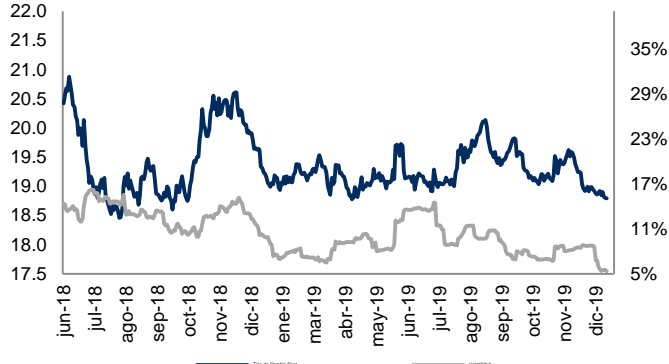


Monitor de Mercados Financieros

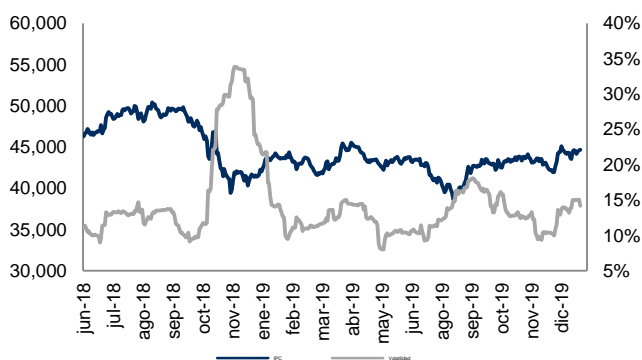
ABs y Volatilidad Cierre: 7.3% Volat: 1.8%



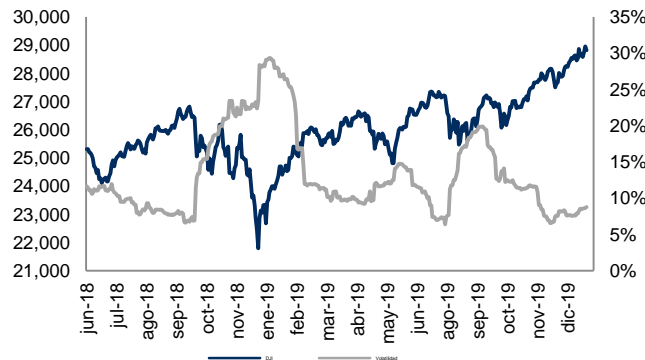
Tipo Cambio y Volatilidad Cierre: 18.7950 Volat: 5.3%



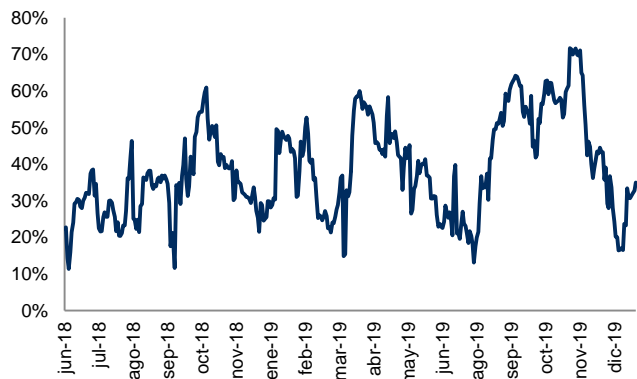
IPC y Volatilidad Cierre: 44,660.33 Volat: 14.2%



DJI y Volatilidad Cierre: 28,823.77 Volat: 8.8%



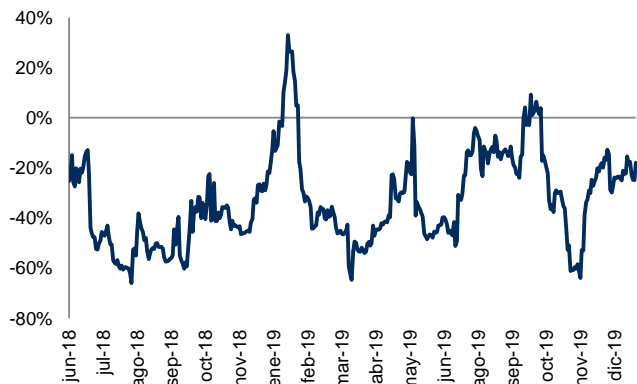
Correlación entre IPC y DJI Correl: 34.9%



Correlación entre Tipo Cambio y ABs Correl: -41.0%



Correlación entre IPC y Tipo Cambio Correl: -18.0%

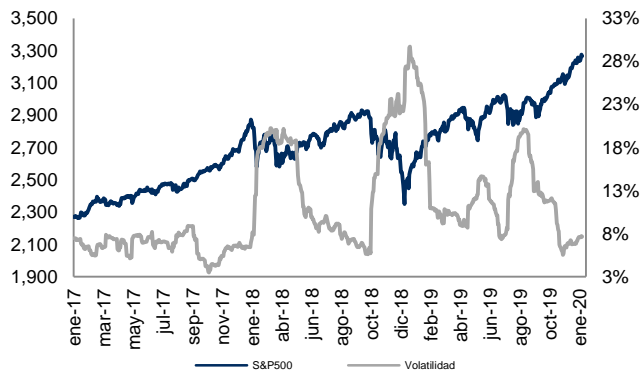


Correlación entre IPC y Abs Correl: 11.4%

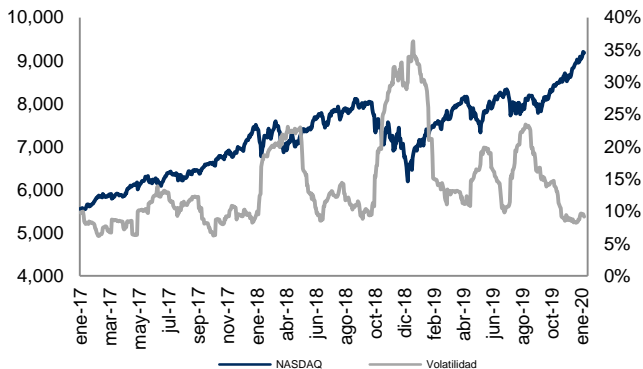


Monitor de Mercados

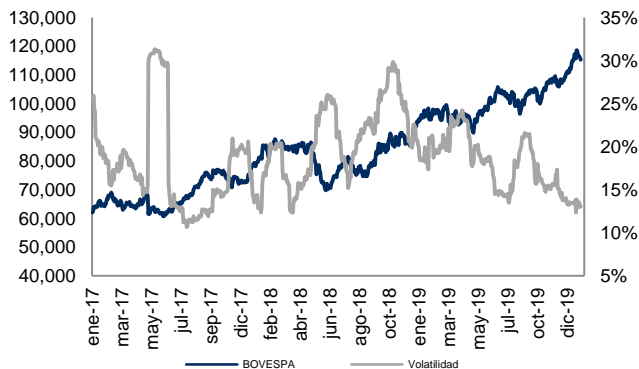
S&P-500 (EE.UU.) Cierre: 3,265.35 Volat: 7.6%



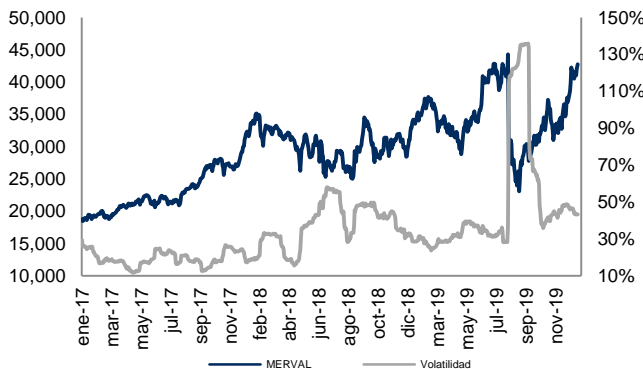
NASDAQ (EE.UU.) Cierre: 9,178.86 Volat: 9.2%



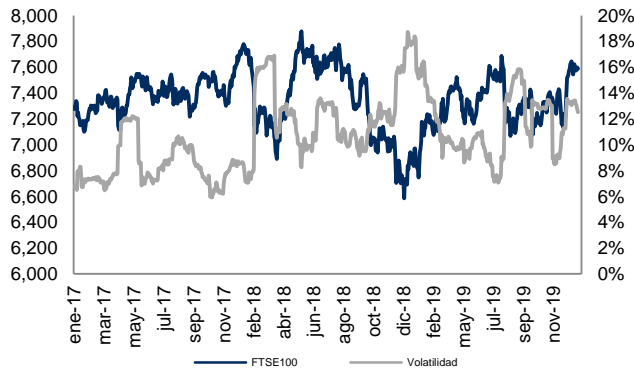
BOVESPA (Sao Paulo) Cierre: 115,279.84 Volat: 13.1%



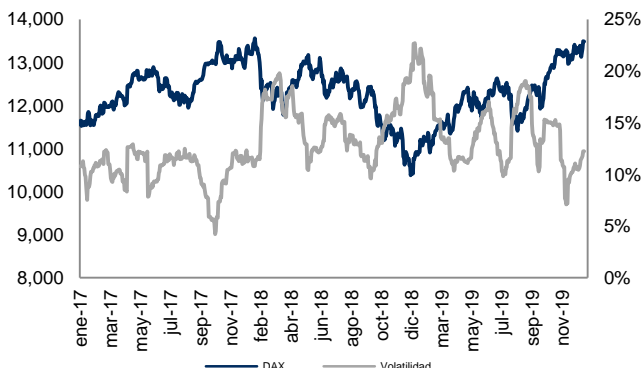
MERVAL (Buenos Aires) Cierre: 42,740.38 Volat: 43.3%



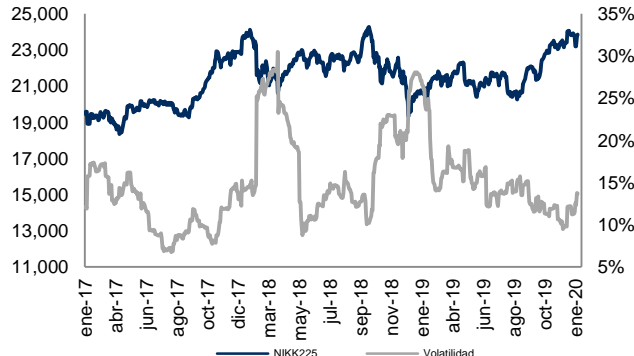
FTSE-100 (Londres) Cierre: 7,587.85 Volat: 12.5%



DAX (Frankfurt) Cierre: 13,483.31 Volat: 12.2%



NIKKEI-225 (Tokio) Cierre: 23,850.57 Volat: 13.7%



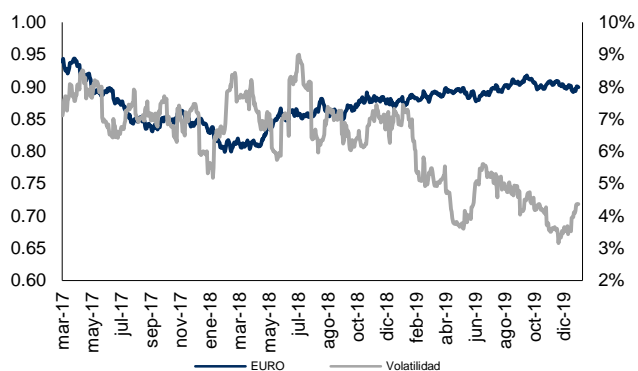
| Índice | Rend. 7d | Rend. 30d | Rend. Año |
|----------|----------|-----------|-----------|
| S&P-500 | 0.94% | 3.94% | 1.07% |
| NASDAQ | 1.75% | 6.06% | 2.30% |
| BOVESPA | -3.48% | 4.59% | -2.19% |
| MERVAL | 5.71% | 22.05% | 2.96% |
| FTSE100 | -0.58% | 4.03% | -0.83% |
| DAX | 1.65% | 2.45% | 0.92% |
| NIKK225 | -0.43% | 1.03% | 0.06% |
| IPC | 0.82% | 5.11% | 3.26% |
| DJI | 0.66% | 3.27% | 1.00% |
| CAC40 | -0.46% | 2.90% | 0.14% |
| HANGSENG | 0.83% | 8.94% | 1.93% |
| TSE300 | 0.41% | 2.63% | 0.43% |
| IBEX | -1.09% | 1.82% | -0.58% |

Cifras al 10 de enero de 2020. Índices en USD.

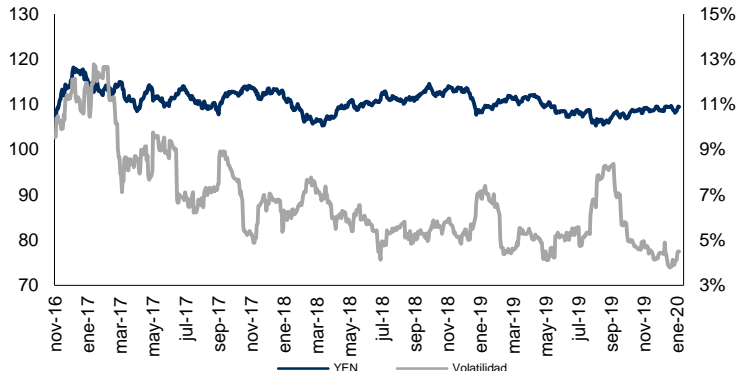


Monitor de Divisas

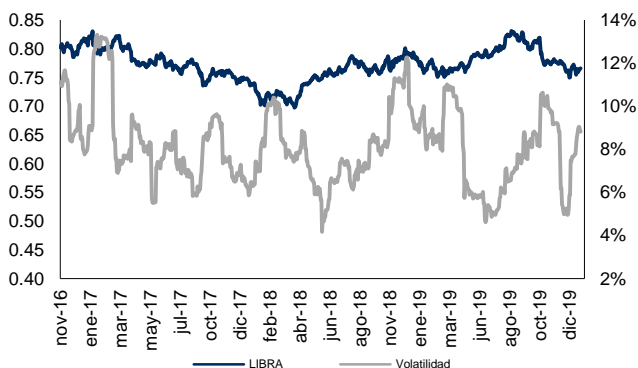
Euro (€) Cierre: 0.90 Volat: 4.4%



Yen Japonés (¥) Cierre: 109.46 Volat: 4.5%



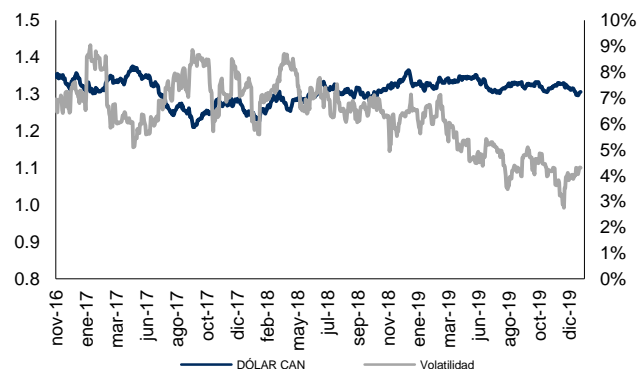
Libra Esterlina (£) Cierre: 0.77 Volat: 8.8%



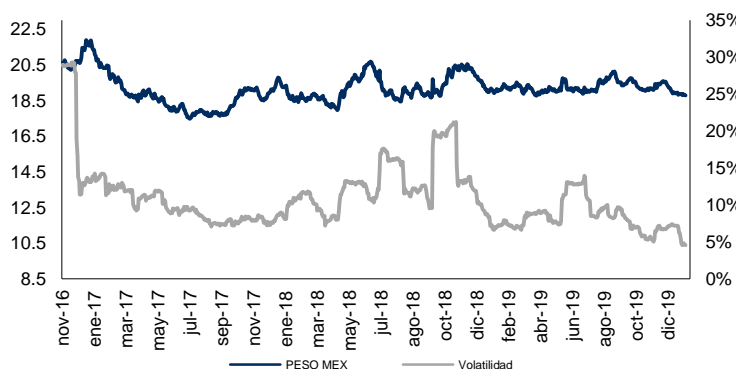
Real Brasileño Cierre: 4.10 Volat: 9.5%



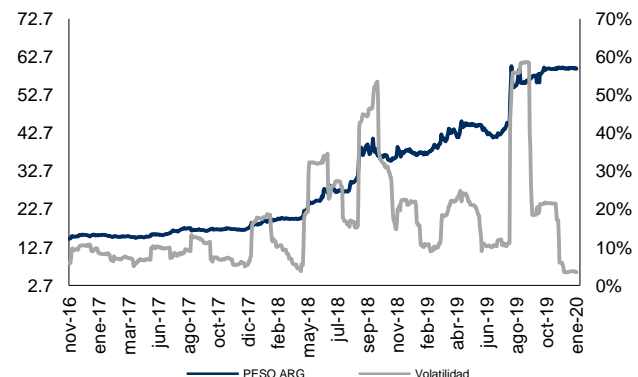
Dólar Canadiense Cierre: 1.31 Volat: 4.3%



Peso Mexicano Cierre: 18.79 Volat: 4.5%



Peso Argentino Cierre: 59.63 Volat: 3.4%



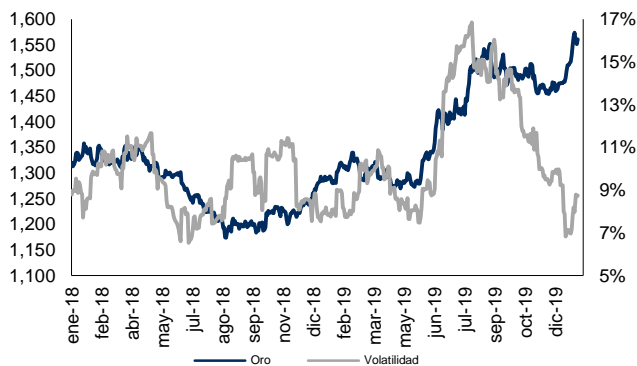
| Moneda | Ultimo | 7d | 30d | Acumulado |
|------------------|--------|--------|--------|-----------|
| Euro | 0.90 | -0.34% | -0.11% | -0.84% |
| Yen | 109.46 | -1.24% | -0.83% | -0.75% |
| Libra | 0.77 | -0.13% | -1.07% | -1.43% |
| Real | 4.10 | -0.81% | 0.68% | -1.88% |
| Dólar Can | 1.31 | -0.57% | 0.87% | -0.57% |
| Peso Mex | 18.79 | 0.39% | 1.98% | 0.35% |
| Peso Arg | 59.63 | 0.17% | 0.00% | 0.39% |

Cifras al 10 de enero de 2020. Cotizaciones con respecto al USD.



Monitor de Metales y Otros Commodities

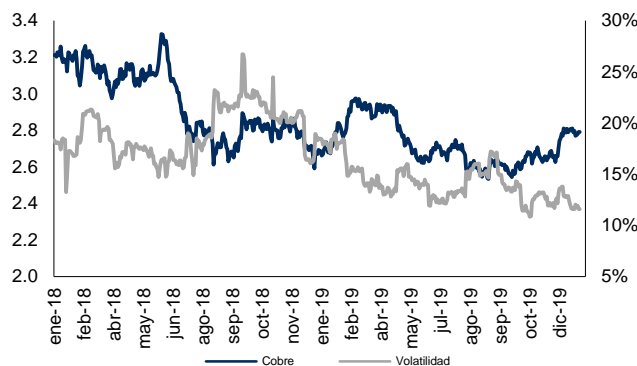
Oro (USD / T. Oz.) Cierre: 1,560.885 Volat: 8.8%



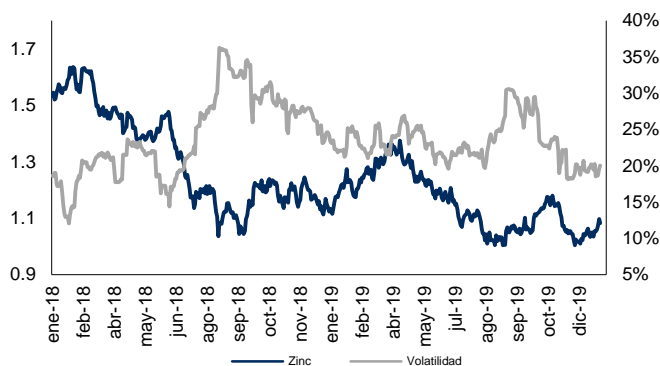
Plata (USD / T. Oz.) Cierre: 18.079 Volat: 16.6%



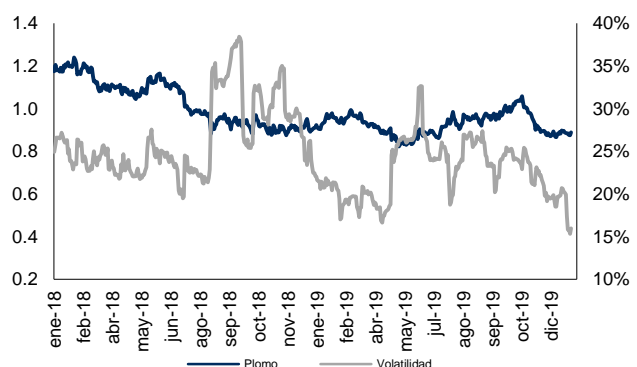
Cobre (USD / libra) Cierre: 2.791 Volat: 11.6%



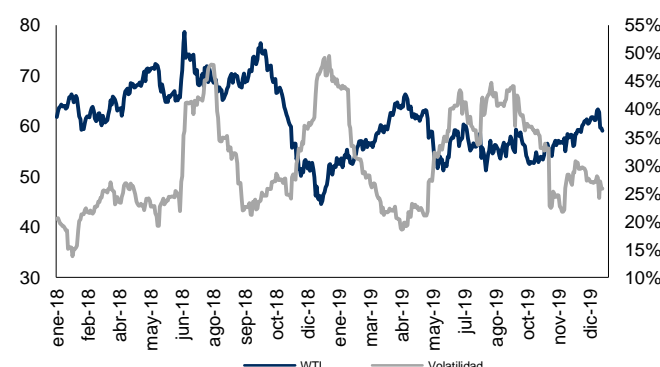
Zinc (USD / libra) Cierre: 1.082 Volat: 20.0%



Plomo (USD / libra) Cierre: 0.868 Volat: 15.9%



WTI (USD / barril) Cierre: 59.04 Volat: 25.8%



Acero (Indice) Cierre: 326.192 Volat: 9.0%



| Metal | Ultimo | 7d | 30d | Acumulado |
|-------|---------|--------|-------|-----------|
| Oro | 1560.89 | 0.77% | 5.87% | 2.87% |
| Plata | 18.08 | 0.37% | 7.23% | 1.34% |
| Cobre | 2.79 | -0.18% | 1.36% | -0.70% |
| Plomo | 0.87 | 0.30% | 1.08% | -0.88% |
| Zinc | 1.08 | 2.73% | 7.27% | 3.20% |
| WTI | 59.04 | -6.32% | 0.43% | -3.47% |
| Acero | 326.19 | 0.80% | 1.97% | 0.61% |