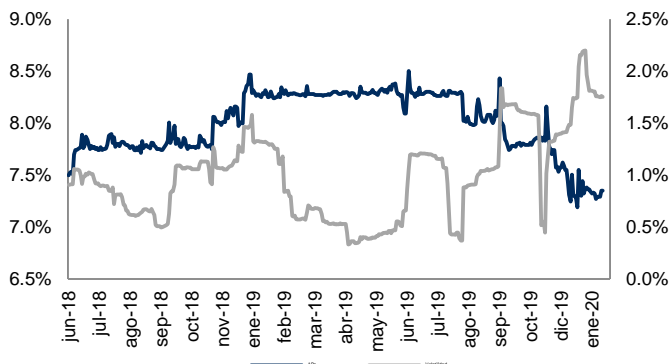
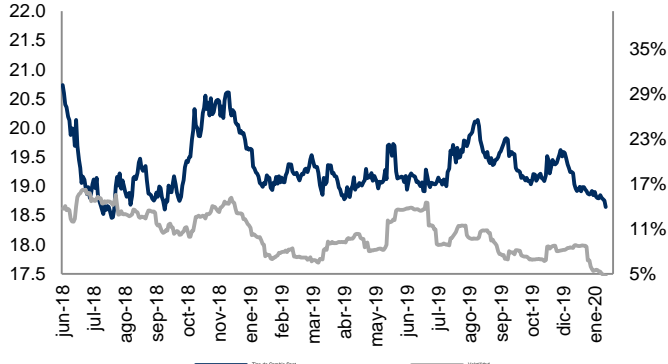


Monitor de Mercados Financieros

ABs y Volatilidad Cierre: 7.4% Volat: 1.8%



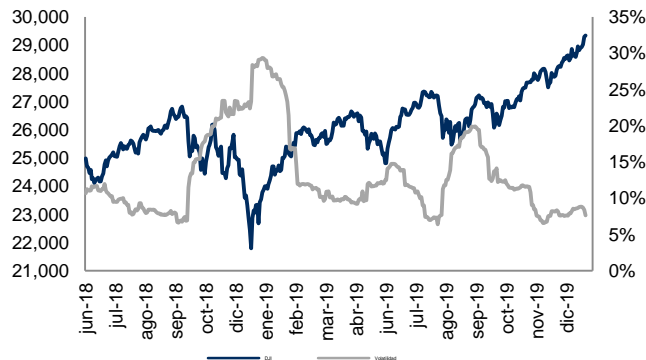
Tipo Cambio y Volatilidad Cierre: 18.6447 Volat: 4.8%



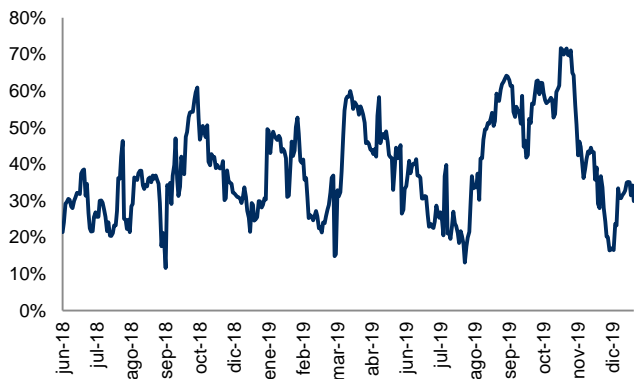
IPC y Volatilidad Cierre: 45,817.76 Volat: 15.0%



DJI y Volatilidad Cierre: 29,348.10 Volat: 7.6%



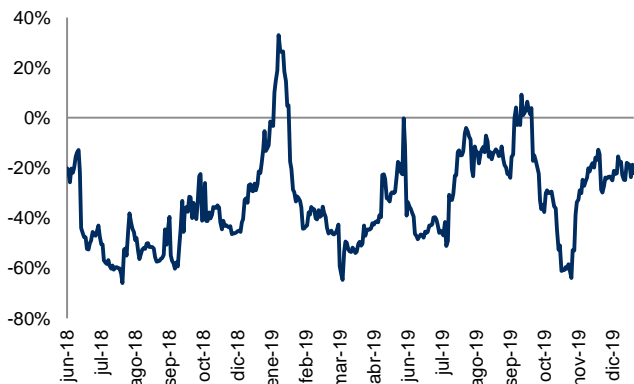
Correlación entre IPC y DJI Correl: 29.8%



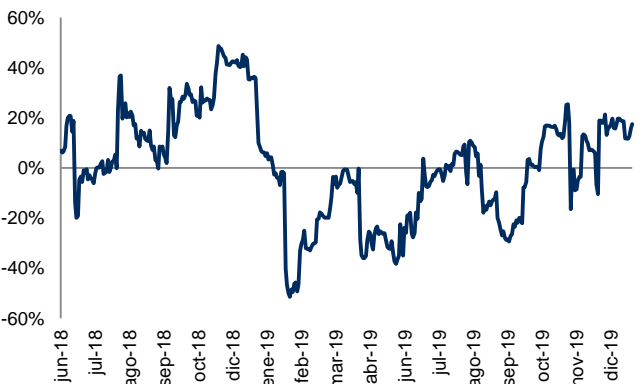
Correlación entre Tipo Cambio y ABs Correl: -42.5%



Correlación entre IPC y Tipo Cambio Correl: -22.1%

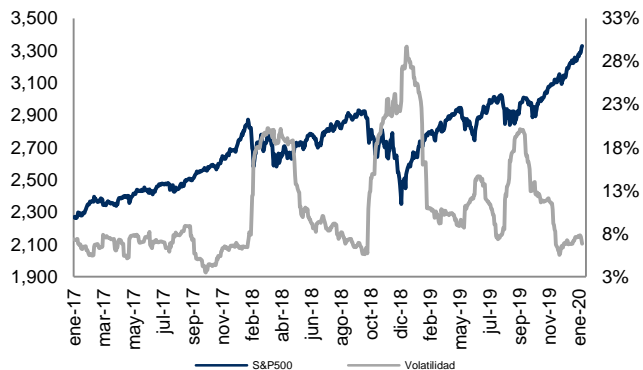


Correlación entre IPC y Abs Correl: 17.5%

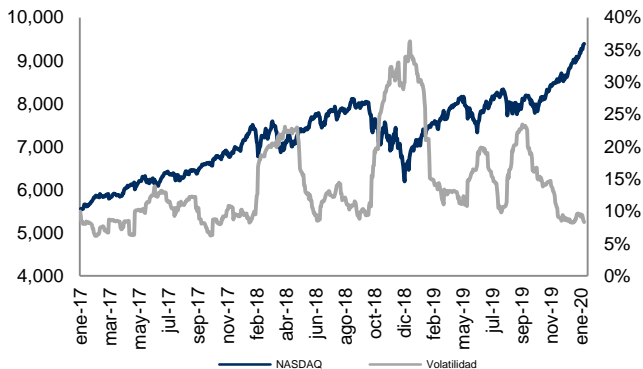


Monitor de Mercados

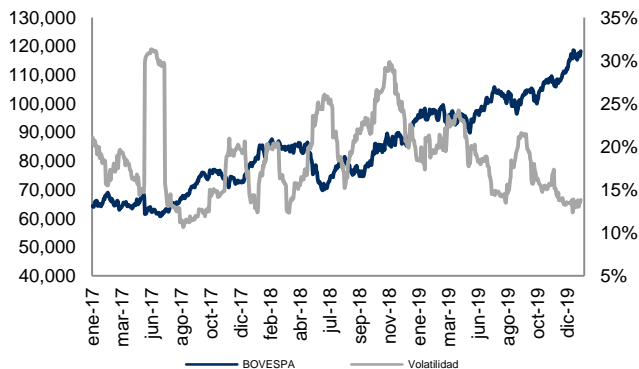
S&P-500 (EE.UU.) Cierre: 3,329.62 Volat: 6.8%



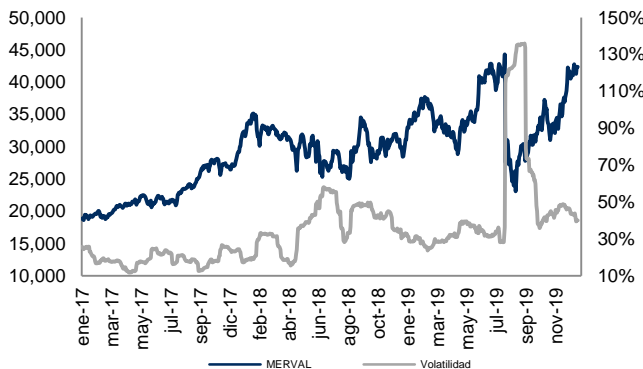
NASDAQ (EE.UU.) Cierre: 9,388.94 Volat: 8.3%



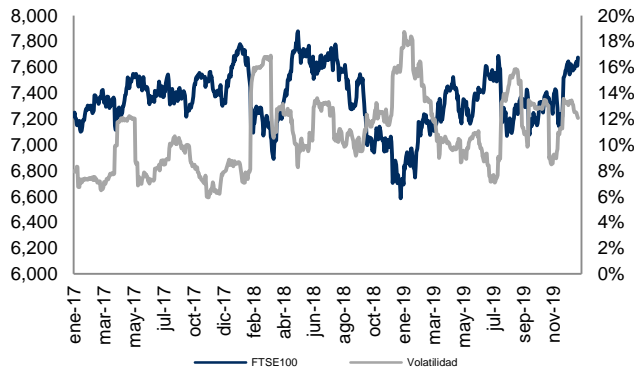
BOVESPA (Sao Paulo) Cierre: 118,276.85 Volat: 13.8%



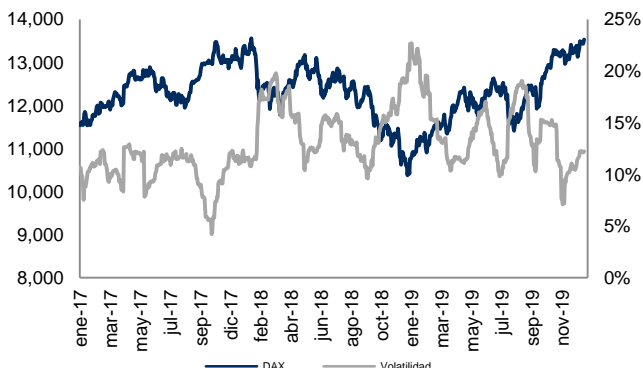
MERVAL (Buenos Aires) Cierre: 42,339.82 Volat: 40.1%



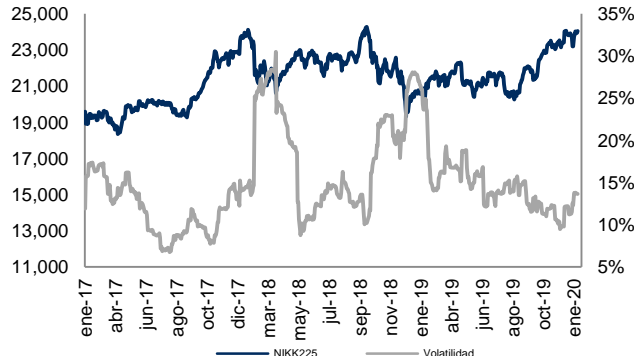
FTSE-100 (Londres) Cierre: 7,674.56 Volat: 12.1%



DAX (Frankfurt) Cierre: 13,526.13 Volat: 12.2%



NIKKEI-225 (Tokio) Cierre: 24,041.26 Volat: 13.7%



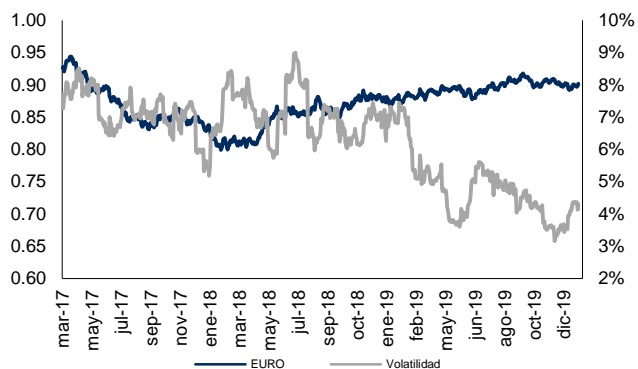
Índice	Rend. 7d	Rend. 30d	Rend. Año
S&P-500	1.97%	4.34%	3.06%
NASDAQ	2.29%	6.36%	4.64%
BOVESPA	0.98%	1.01%	-1.23%
MERVAL	-1.55%	11.85%	1.37%
FTSE100	0.79%	1.24%	-0.05%
DAX	0.05%	2.11%	0.96%
NIKK225	0.18%	-0.11%	0.24%
IPC	3.31%	3.16%	6.68%
DJI	1.82%	3.93%	2.84%
CAC40	0.78%	2.17%	0.92%
HANGSENG	1.44%	4.47%	3.39%
TSE300	1.82%	3.46%	2.26%
IBEX	0.85%	0.43%	0.26%

Cifras al 17 de enero de 2020. Índices en USD.

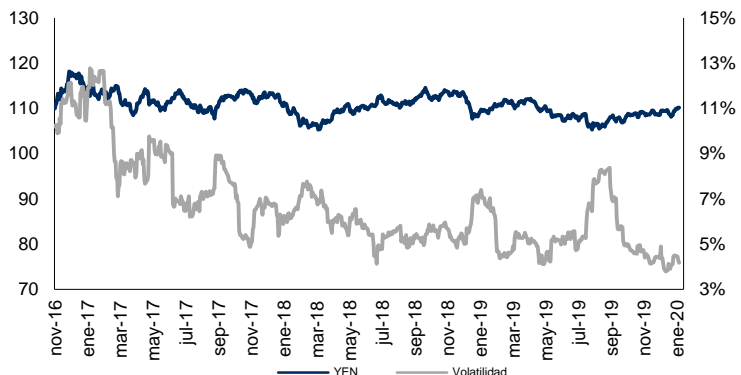


Monitor de Divisas

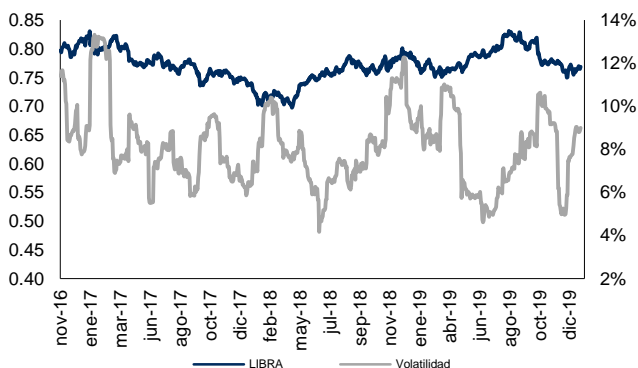
Euro (€) Cierre: 0.90 Volat: 4.3%



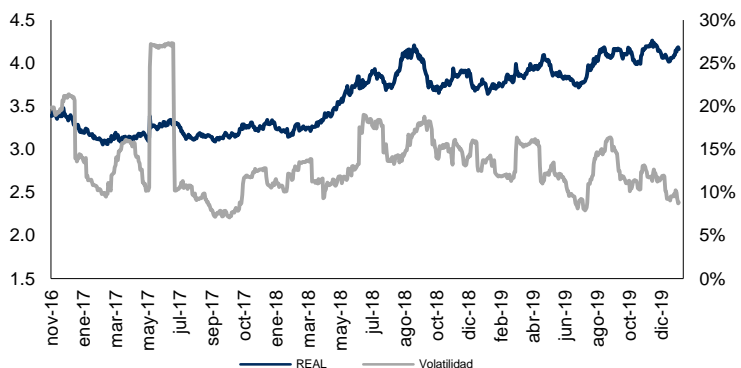
Yen Japonés (¥) Cierre: 110.14 Volat: 4.2%



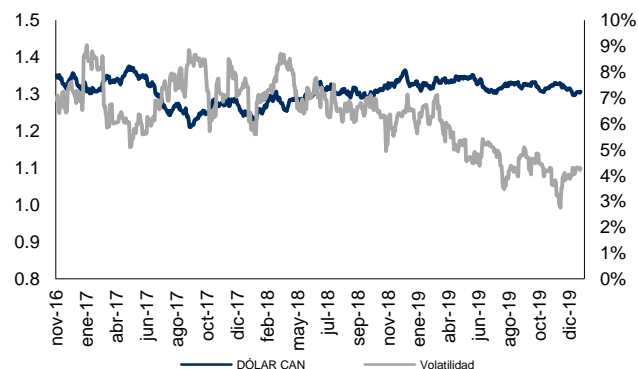
Libra Esterlina (£) Cierre: 0.77 Volat: 9.0%



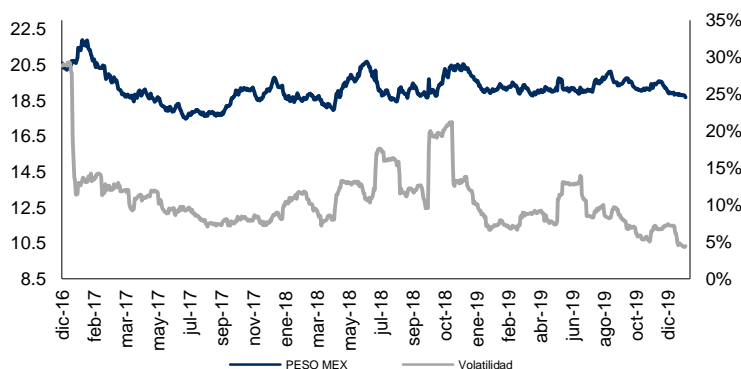
Real Brasileño Cierre: 4.16 Volat: 8.8%



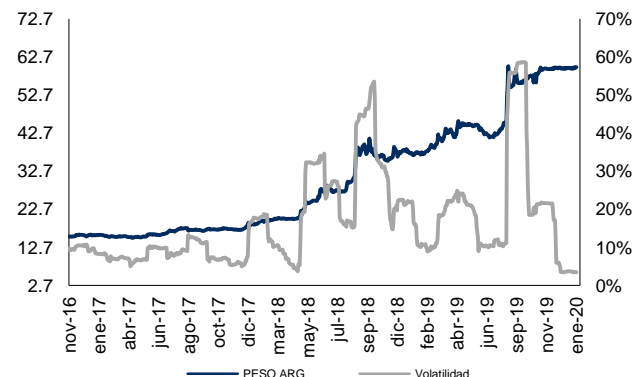
Dólar Canadiense Cierre: 1.31 Volat: 4.3%



Peso Mexicano Cierre: 18.68 Volat: 4.4%



Peso Argentino Cierre: 60.00 Volat: 3.5%



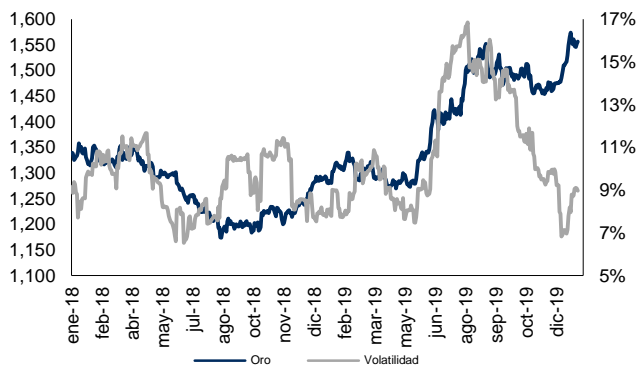
Moneda	Ultimo	7d	30d	Acumulado
Euro	0.90	-0.27%	-0.19%	-1.11%
Yen	110.14	-0.62%	-0.55%	-1.36%
Libra	0.77	-0.35%	-0.53%	-1.77%
Real	4.16	-1.58%	-2.37%	-3.43%
Dólar Can	1.31	-0.06%	0.35%	-0.63%
Peso Mex	18.68	0.61%	1.52%	0.96%
Peso Arg	60.00	-0.62%	-0.62%	-0.23%

Cifras al 17 de enero de 2020. Cotizaciones con respecto al USD.



Monitor de Metales y Otros Commodities

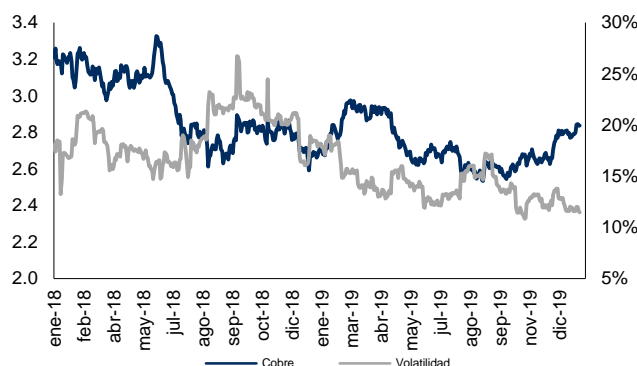
Oro (USD / T. Oz.) Cierre: 1,556.640 Volat: 9.0%



Plata (USD / T. Oz.) Cierre: 18.006 Volat: 16.7%



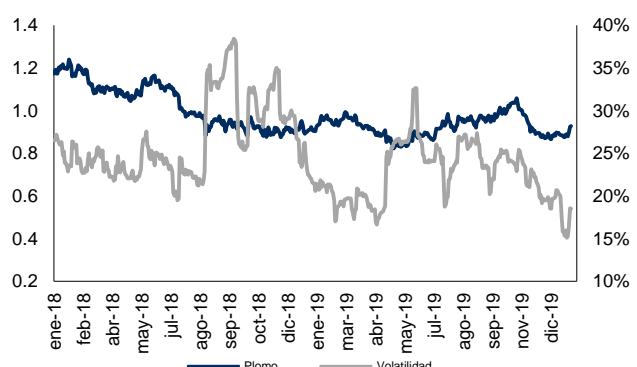
Cobre (USD / libra) Cierre: 2.835 Volat: 11.5%



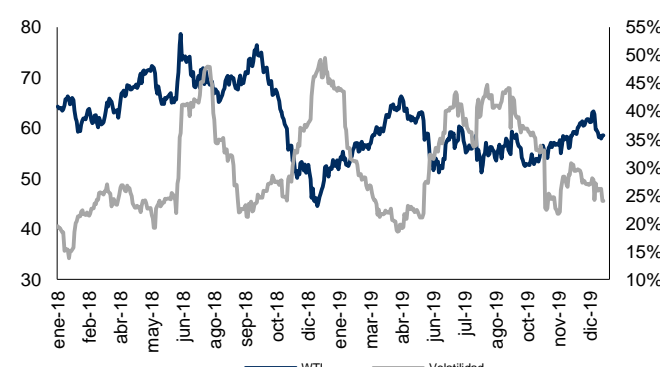
Zinc (USD / libra) Cierre: 1.107 Volat: 20.0%



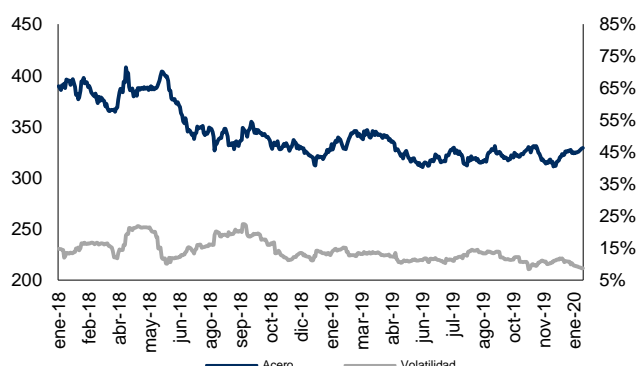
Plomo (USD / libra) Cierre: 0.907 Volat: 18.5%



WTI (USD / barril) Cierre: 58.55 Volat: 24.0%



Acero (Indice) Cierre: 328.782 Volat: 8.1%



Metal	Ultimo	7d	30d	Acumulado
Oro	1556.64	-0.27%	5.51%	2.59%
Plata	18.01	-0.40%	5.82%	0.93%
Cobre	2.84	1.60%	1.27%	0.89%
Plomo	0.91	4.51%	7.18%	3.59%
Zinc	1.11	2.30%	6.76%	5.58%
WTI	58.55	-0.83%	-3.98%	-4.27%
Acero	328.78	0.79%	1.98%	1.41%

