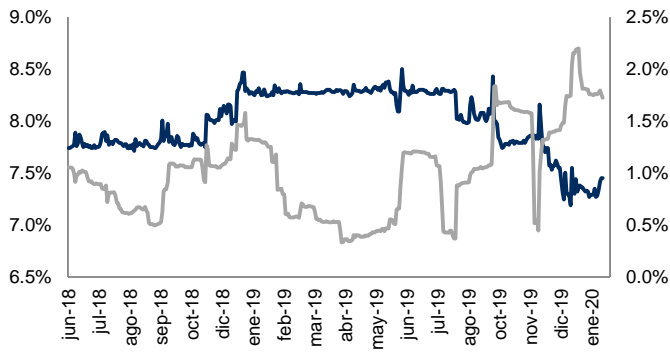


Monitor de Mercados Financieros

ABs y Volatilidad

Cierre: 7.5%

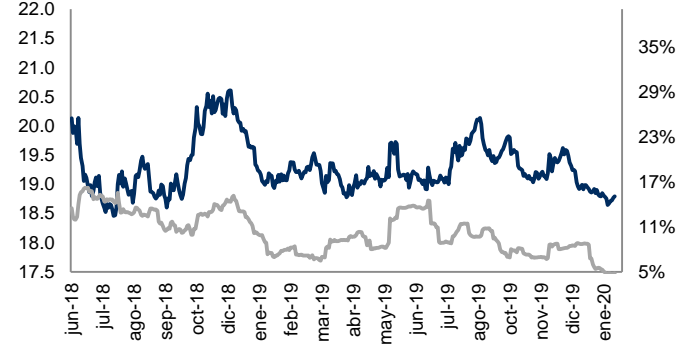
Volat: 1.7%



Tipo Cambio y Volatilidad

Cierre: 18.7940

Volat: 4.8%



IPC y Volatilidad

Cierre: 45,141.62

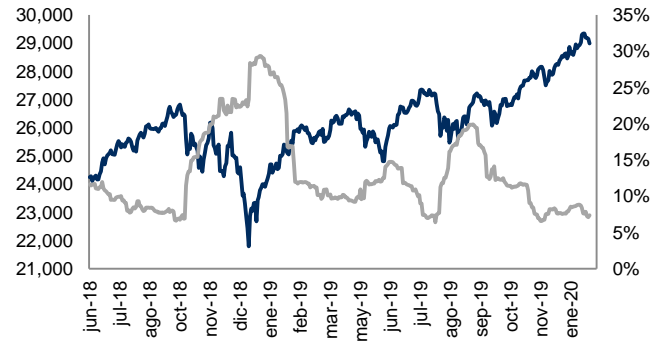
Volat: 14.7%



DJI y Volatilidad

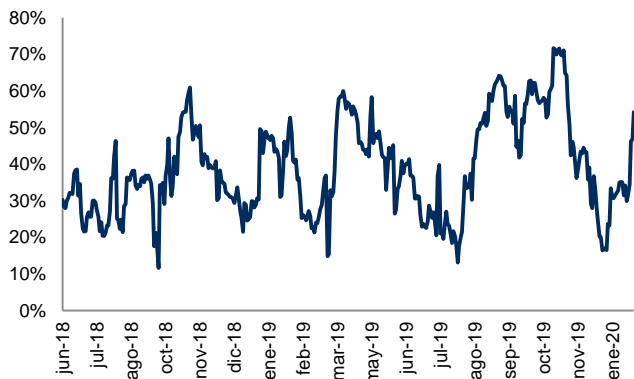
Cierre: 28,989.73

Volat: 7.4%



Correlación entre IPC y DJI

Correl: 54.1%



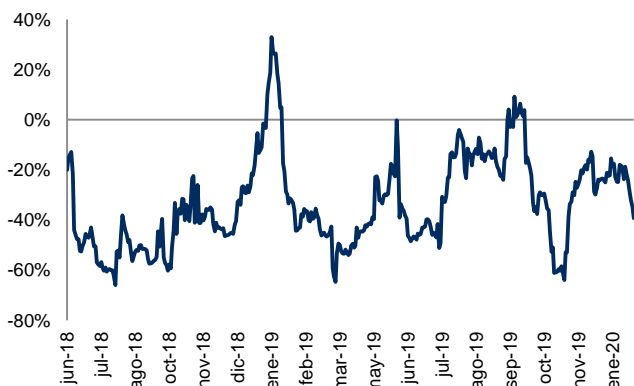
Correlación entre Tipo Cambio y ABs

Correl: -43.1%



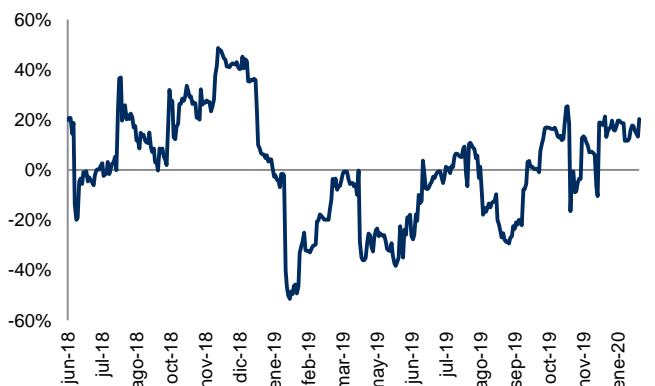
Correlación entre IPC y Tipo Cambio

Correl: -39.3%



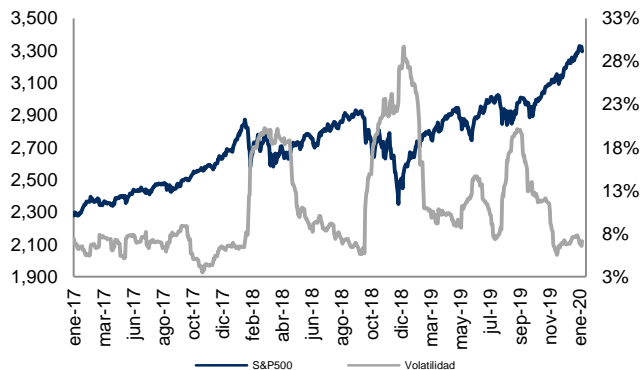
Correlación entre IPC y Abs

Correl: 20.3%

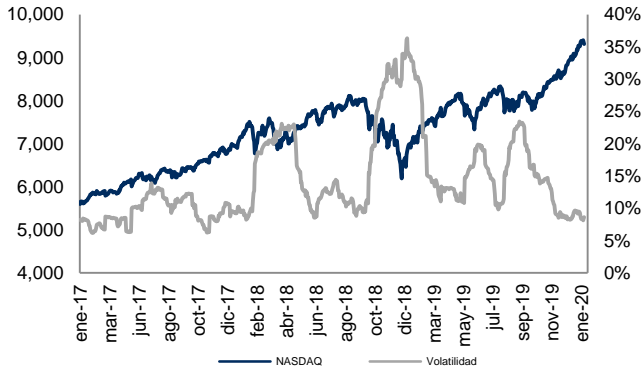


Monitor de Mercados

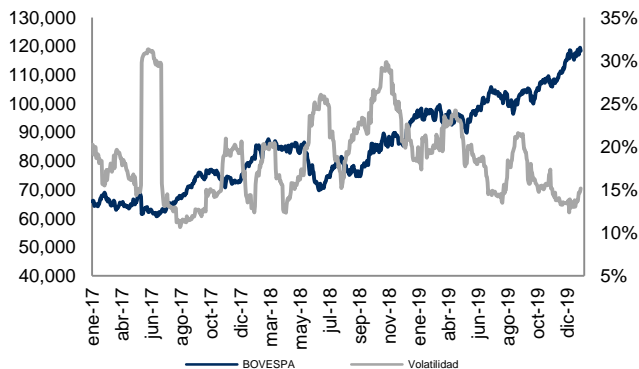
S&P-500 (EE.UU.) Cierre: 3,295.47 Volat: 7.1%



NASDAQ (EE.UU.) Cierre: 9,314.91 Volat: 8.7%



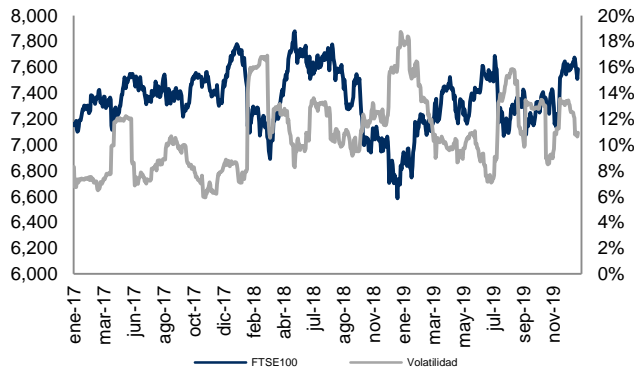
BOVESPA (Sao Paulo) Cierre: 118,373.77 Volat: 15.1%



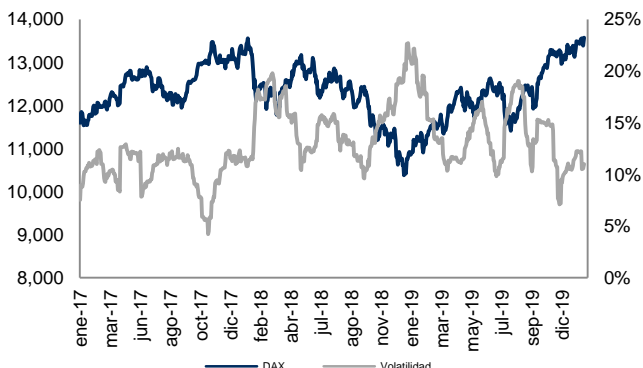
MERVAL (Buenos Aires) Cierre: 39,917.82 Volat: 37.9%



FTSE-100 (Londres) Cierre: 7,585.98 Volat: 10.9%



DAX (Frankfurt) Cierre: 13,576.68 Volat: 11.0%



NIKKEI-225 (Tokio) Cierre: 23,827.18 Volat: 13.9%



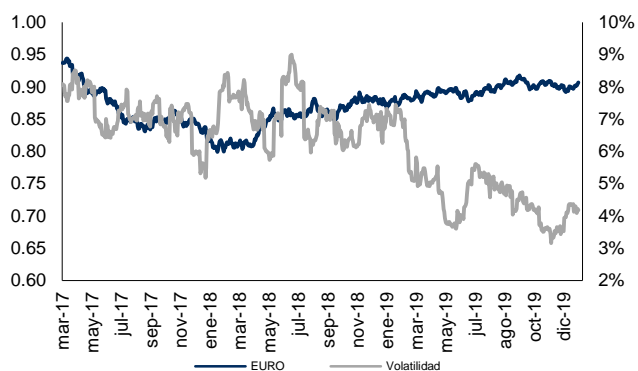
Índice	Rend. 7d	Rend. 30d	Rend. Año
S&P-500	-1.03%	2.24%	2.00%
NASDAQ	-0.79%	4.04%	3.82%
BOVESPA	-0.39%	-0.23%	-1.62%
MERVAL	-5.72%	-0.32%	-4.43%
FTSE100	-0.65%	0.46%	-0.70%
DAX	-0.19%	1.50%	0.77%
NIKK225	-0.08%	0.08%	0.16%
IPC	-2.15%	3.16%	4.39%
DJI	-1.22%	1.66%	1.58%
CAC40	-1.81%	-0.65%	-0.90%
HANGSENG	-3.88%	0.54%	-0.61%
TSE300	-0.51%	2.41%	1.73%
IBEX	-1.78%	-1.59%	-1.53%

Cifras al 24 de enero de 2020. Índices en USD.

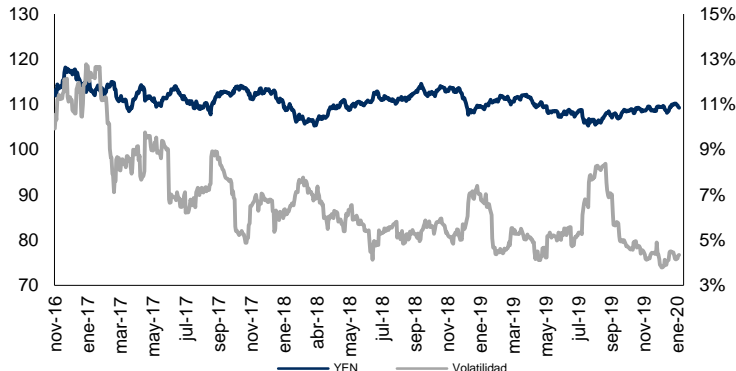


Monitor de Divisas

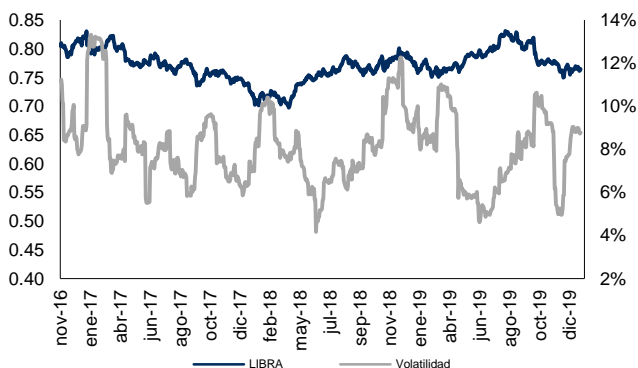
Euro (€) Cierre: 0.91 Volat: 4.2%



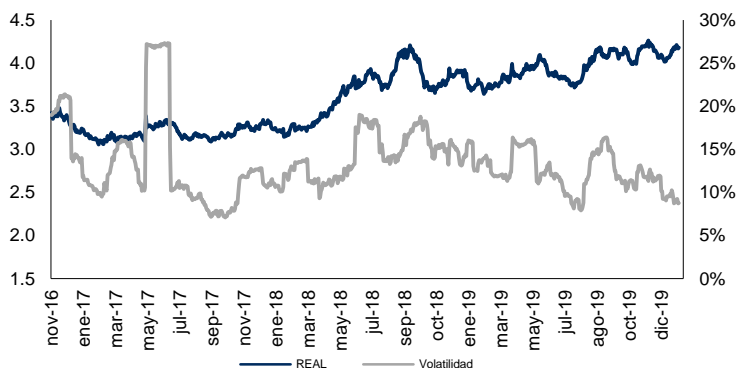
Yen Japonés (¥) Cierre: 109.25 Volat: 4.3%



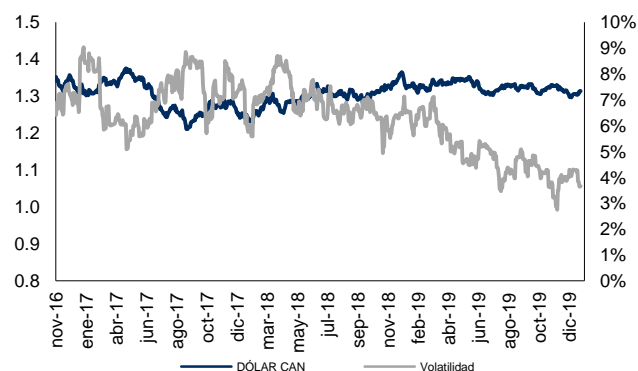
Libra Esterlina (£) Cierre: 0.76 Volat: 8.8%



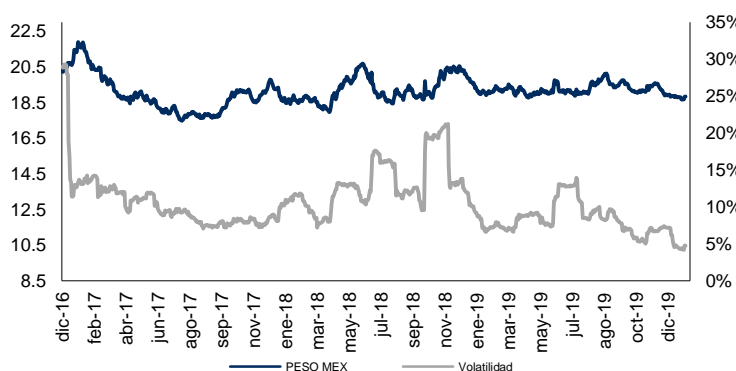
Real Brasileño Cierre: 4.18 Volat: 8.8%



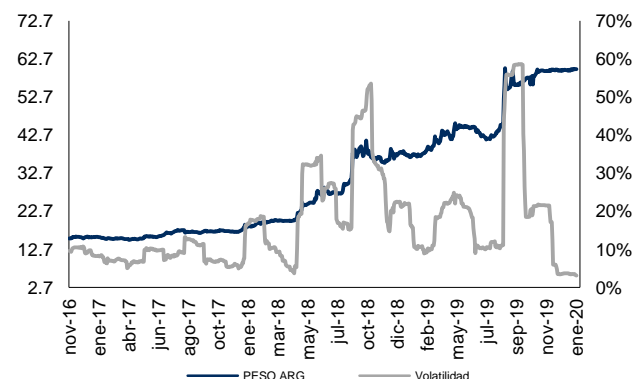
Dólar Canadiense Cierre: 1.31 Volat: 3.7%



Peso Mexicano Cierre: 18.85 Volat: 4.8%



Peso Argentino Cierre: 60.00 Volat: 3.1%



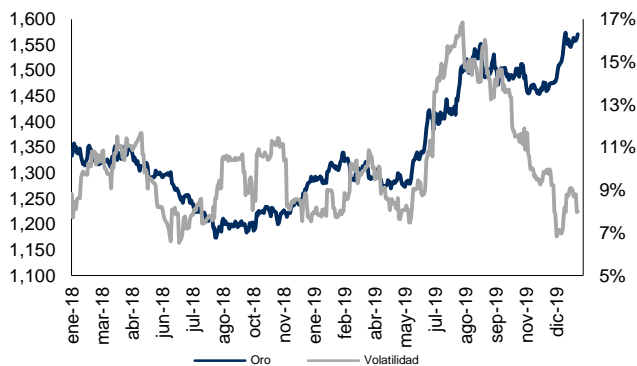
Moneda	Ultimo	7d	30d	Acumulado
Euro	0.91	-0.56%	-0.56%	-1.66%
Yen	109.25	0.81%	0.09%	-0.56%
Libra	0.76	0.51%	1.07%	-1.27%
Real	4.18	-0.47%	-2.35%	-3.88%
Dólar Can	1.31	-0.55%	0.16%	-1.17%
Peso Mex	18.85	-0.91%	0.41%	0.04%
Peso Arg	60.00	0.00%	-0.32%	-0.23%

Cifras al 24 de enero de 2020. Cotizaciones con respecto al USD.

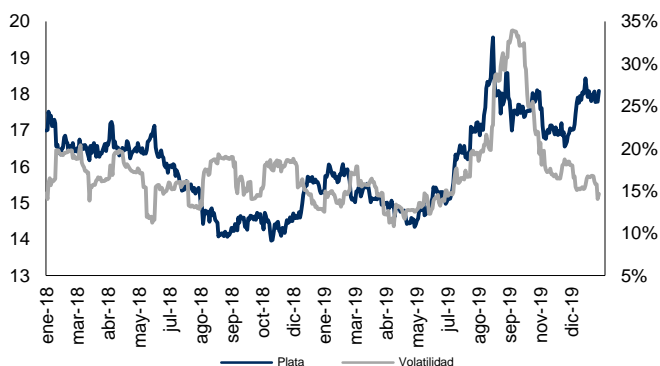


Monitor de Metales y Otros Commodities

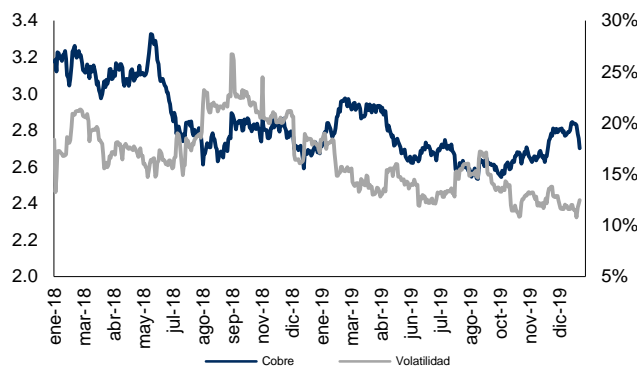
Oro (USD / T. Oz.) Cierre: 1,570.800 Volat: 8.0%



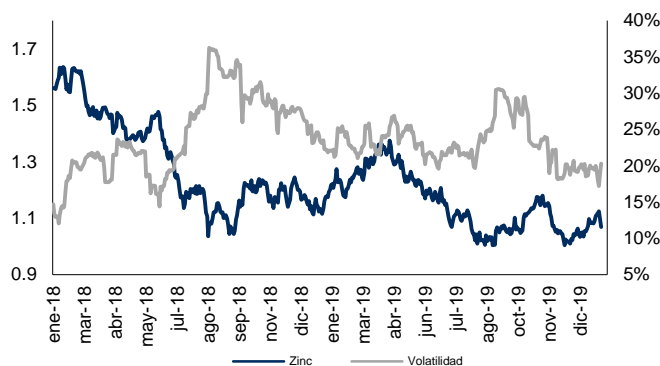
Plata (USD / T. Oz.) Cierre: 18.090 Volat: 14.6%



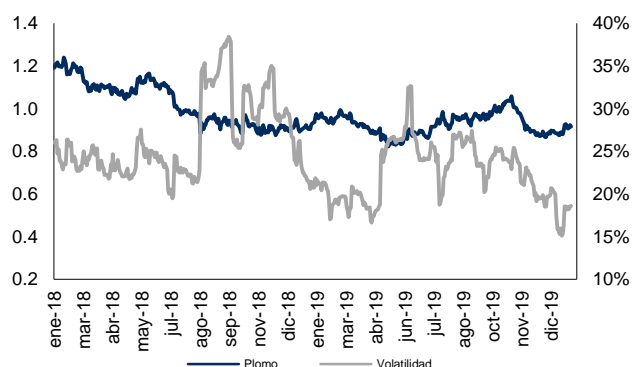
Cobre (USD / libra) Cierre: 2.702 Volat: 12.5%



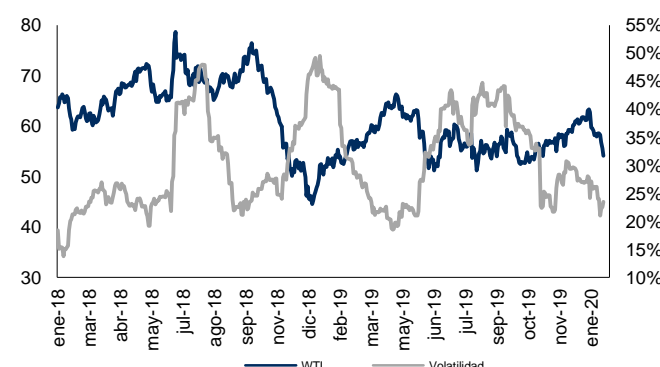
Zinc (USD / libra) Cierre: 1.069 Volat: 20.3%



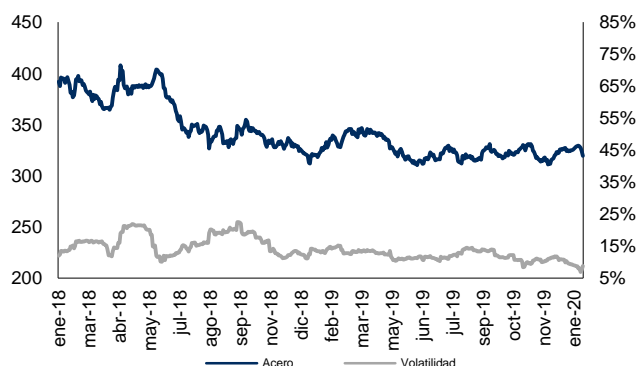
Plomo (USD / libra) Cierre: 0.894 Volat: 18.6%



WTI (USD / barril) Cierre: 54.14 Volat: 23.5%



Acero (Indice) Cierre: 316.086 Volat: 8.7%



Metal	Ultimo	7d	30d	Acumulado
Oro	1570.80	0.91%	4.78%	3.52%
Plata	18.09	0.46%	1.81%	1.40%
Cobre	2.70	-4.72%	-3.34%	-3.87%
Plomo	0.89	-1.38%	3.73%	2.16%
Zinc	1.07	-3.47%	2.74%	1.91%
WTI	54.14	-7.53%	-11.46%	-11.48%
Acero	316.09	-3.86%	-3.19%	-2.51%