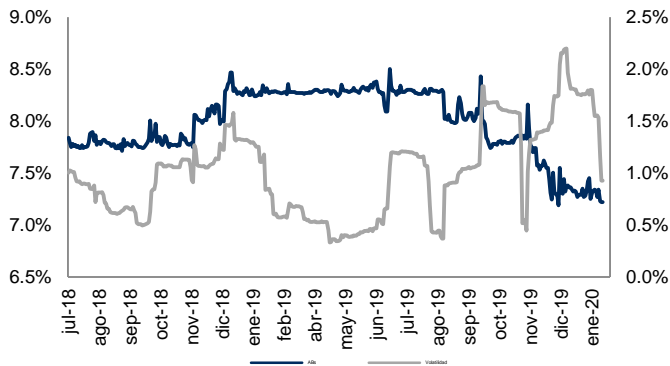
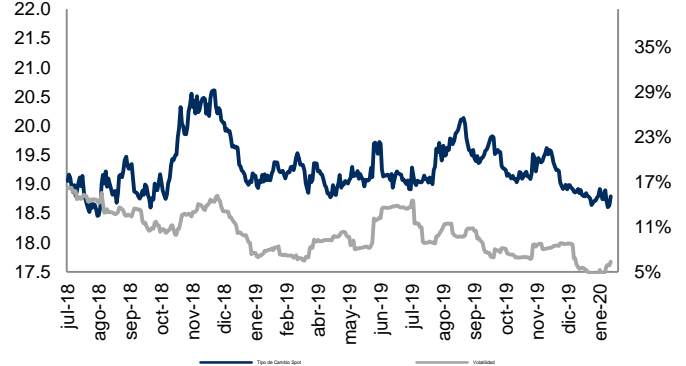


# Monitor de Mercados Financieros

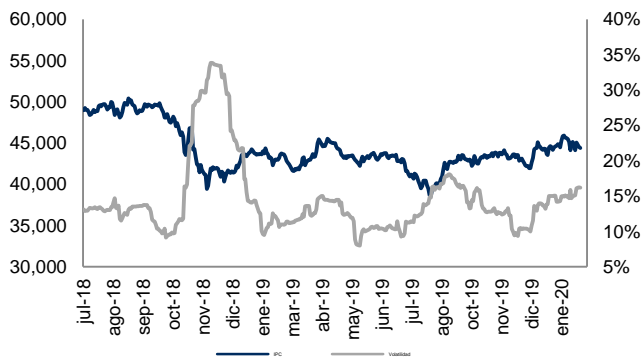
**ABs y Volatilidad** Cierre: 7.2% Volat: 0.9%



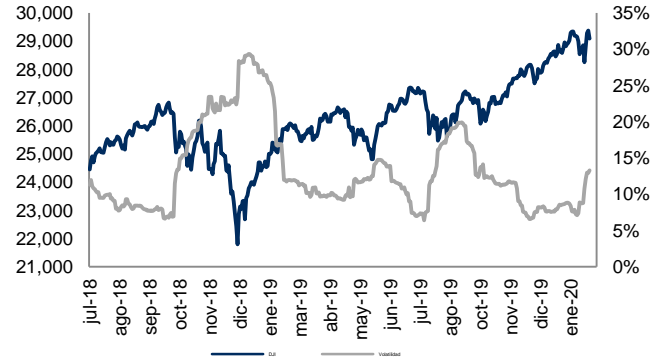
**Tipo Cambio y Volatilidad** Cierre: 18.7910 Volat: 6.3%



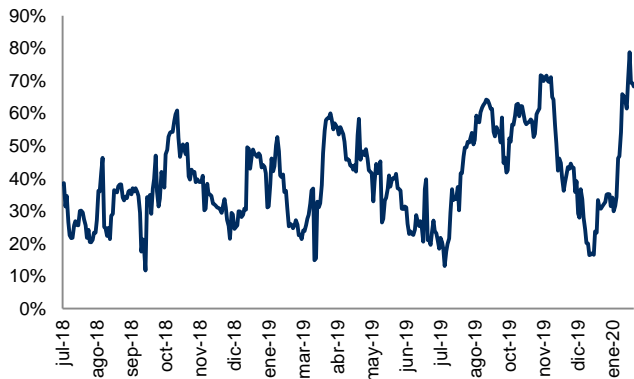
**IPC y Volatilidad** Cierre: 44,399.33 Volat: 16.2%



**DJI y Volatilidad** Cierre: 29,102.51 Volat: 13.3%



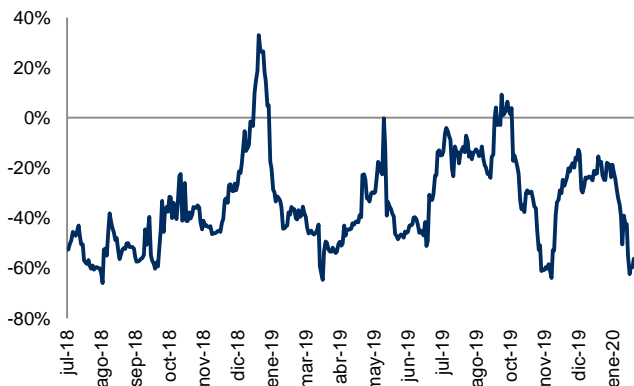
**Correlación entre IPC y DJI** Correl: 68.2%



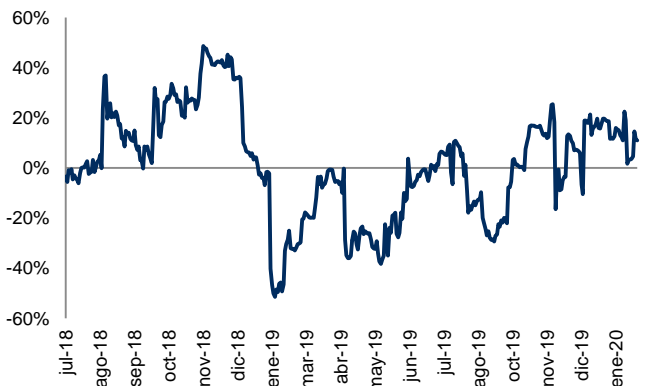
**Correlación entre Tipo Cambio y ABs** Correl: 4.6%



**Correlación entre IPC y Tipo Cambio** Correl: -56.4%

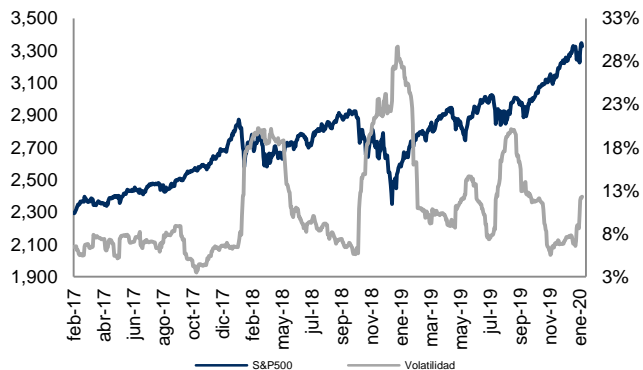


**Correlación entre IPC y Abs** Correl: 10.9%

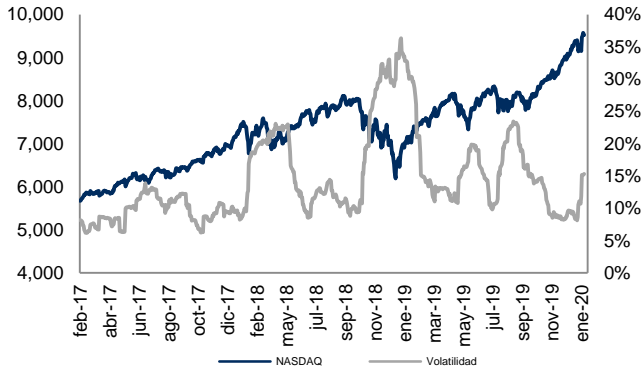


# Monitor de Mercados

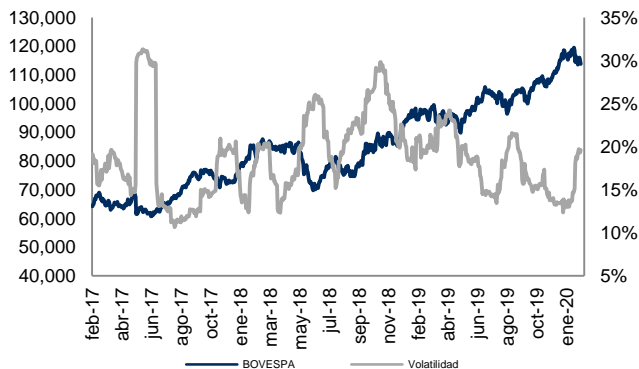
**S&P-500 (EE.UU.)** Cierre: 3,327.71 Volat: 12.3%



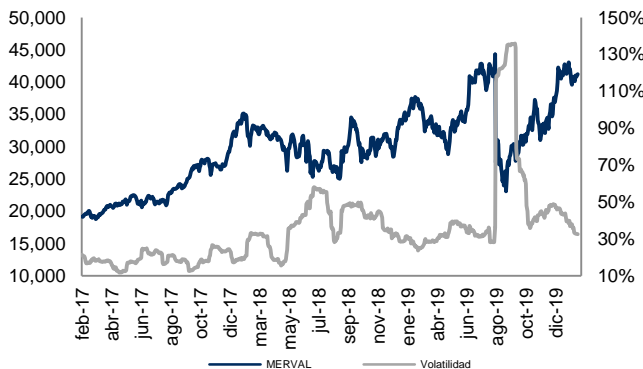
**NASDAQ (EE.UU.)** Cierre: 9,520.51 Volat: 15.3%



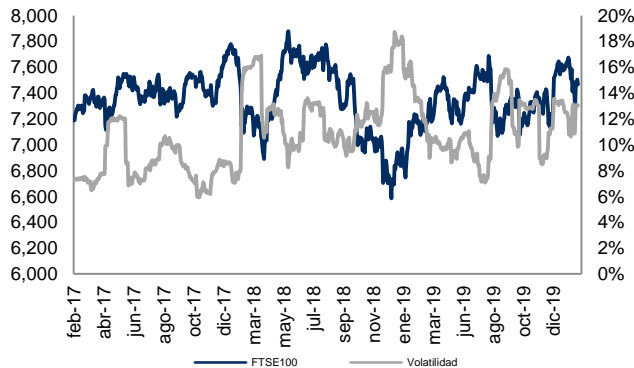
**BOVESPA (Sao Paulo)** Cierre: 113,832.97 Volat: 19.6%



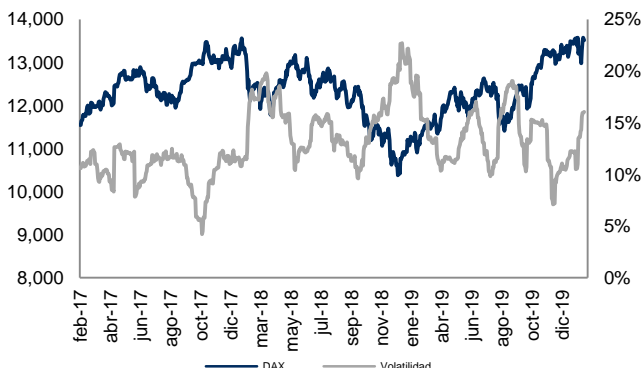
**MERVAL (Buenos Aires)** Cierre: 41,213.89 Volat: 32.5%



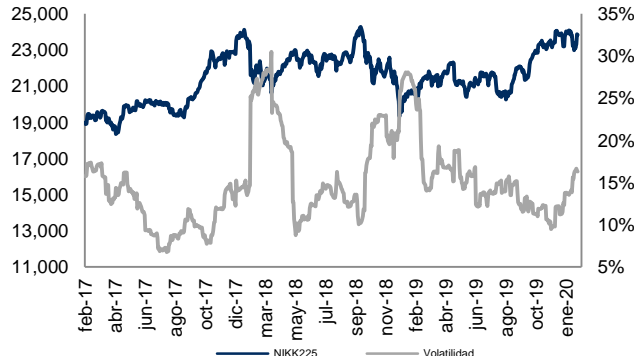
**FTSE-100 (Londres)** Cierre: 7,466.70 Volat: 13.0%



**DAX (Frankfurt)** Cierre: 13,513.81 Volat: 16.0%



**NIKKEI-225 (Tokio)** Cierre: 23,827.98 Volat: 16.3%



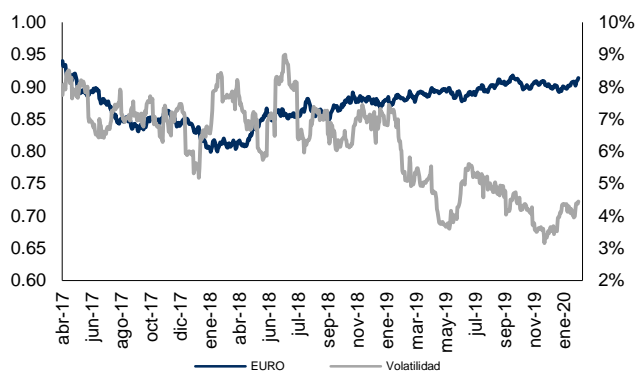
Índice	Rend. 7d	Rend. 30d	Rend. Año
S&P-500	3.17%	2.30%	3.00%
NASDAQ	4.04%	4.29%	6.11%
BOVESPA	-0.69%	-7.87%	-8.43%
MERVAL	1.87%	-0.97%	-2.45%
FTSE100	0.03%	-3.03%	-3.69%
DAX	2.74%	0.02%	-0.44%
NIKK225	1.36%	2.09%	-0.30%
IPC	1.19%	0.03%	2.82%
DJI	3.00%	1.24%	1.98%
CAC40	2.49%	-1.43%	-1.55%
HANGSENG	4.14%	-2.31%	-2.47%
TSE300	1.45%	0.82%	1.03%
IBEX	3.36%	0.84%	0.29%

Cifras al 07 de febrero de 2020. Índices en USD.

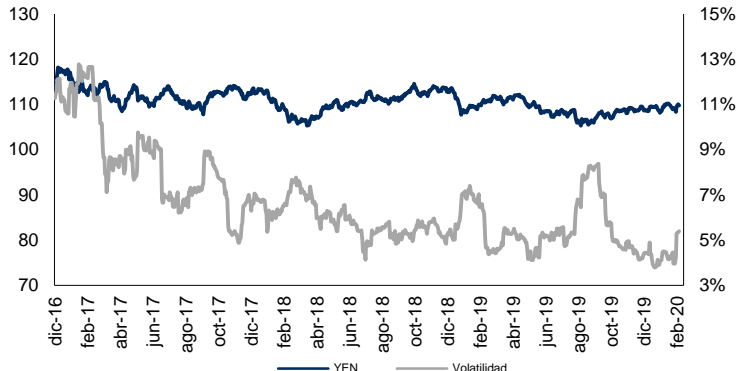


# Monitor de Divisas

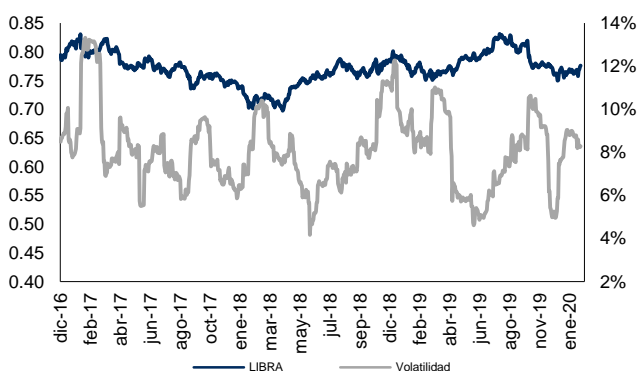
**Euro (€)** Cierre: 0.91 Volat: 4.4%



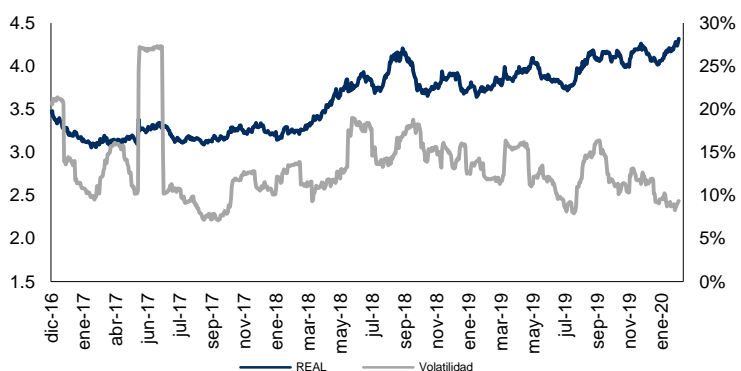
**Yen Japonés (¥)** Cierre: 109.76 Volat: 5.4%



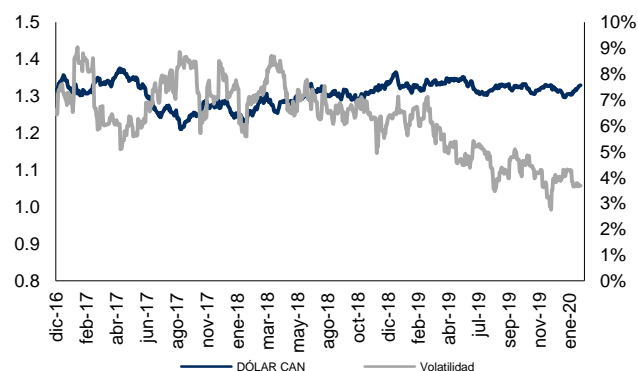
**Libra Esterlina (£)** Cierre: 0.78 Volat: 8.3%



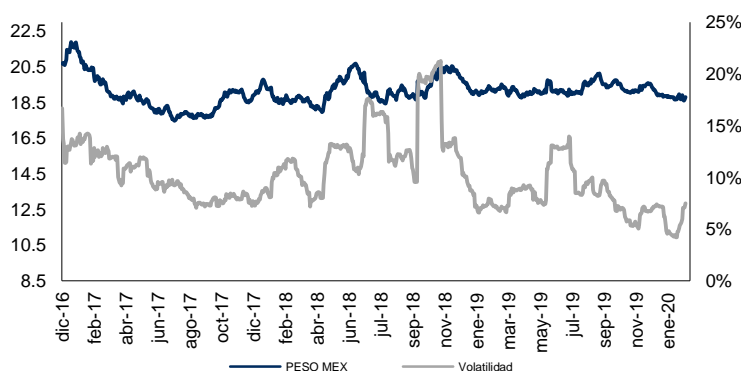
**Real Brasileño** Cierre: 4.32 Volat: 9.3%



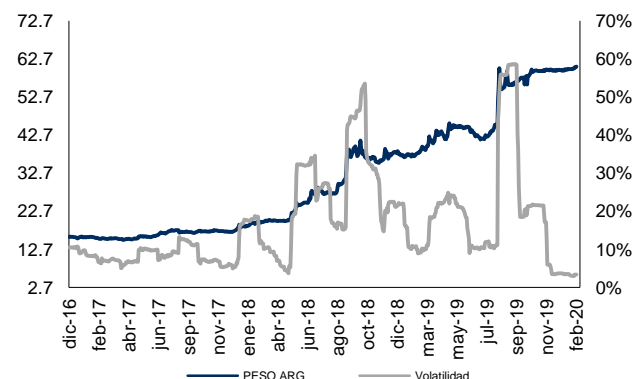
**Dólar Canadiense** Cierre: 1.33 Volat: 3.7%



**Peso Mexicano** Cierre: 18.81 Volat: 7.5%



**Peso Argentino** Cierre: 60.69 Volat: 3.3%



Moneda	Ultimo	7d	30d	Acumulado
<b>Euro</b>	0.91	-1.31%	-1.41%	-2.39%
<b>Yen</b>	109.76	-1.29%	-0.58%	-1.02%
<b>Libra</b>	0.78	-2.39%	-1.63%	-2.72%
<b>Real</b>	4.32	-0.89%	-5.92%	-6.97%
<b>Dólar Can</b>	1.33	-0.49%	-1.96%	-2.35%
<b>Peso Mex</b>	18.81	0.54%	-0.05%	0.23%
<b>Peso Arg</b>	60.69	-0.87%	-1.45%	-1.37%

Cifras al 07 de febrero de 2020. Cotizaciones con respecto al USD.

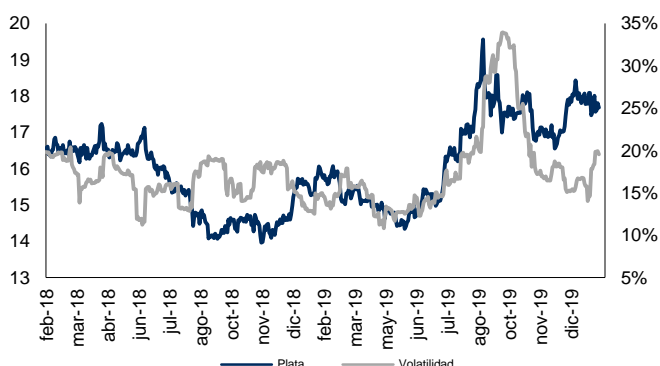


# Monitor de Metales y Otros Commodities

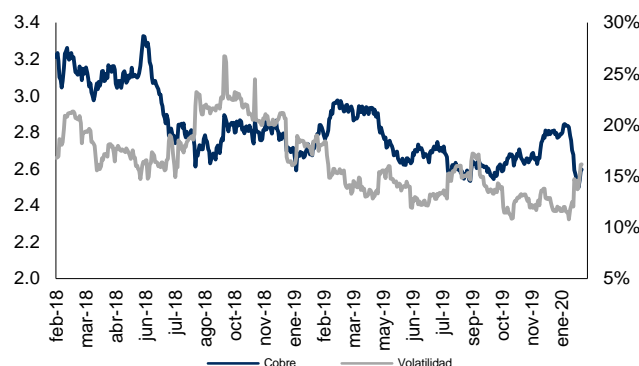
**Oro (USD / T. Oz.)** Cierre: 1,569.695 Volat: 11.2%



**Plata (USD / T. Oz.)** Cierre: 17.685 Volat: 19.5%



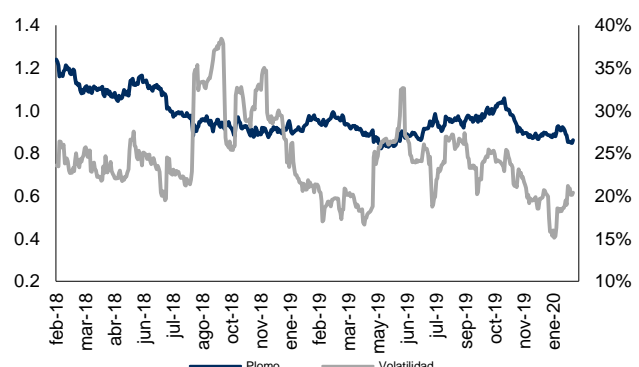
**Cobre (USD / libra)** Cierre: 2.596 Volat: 16.1%



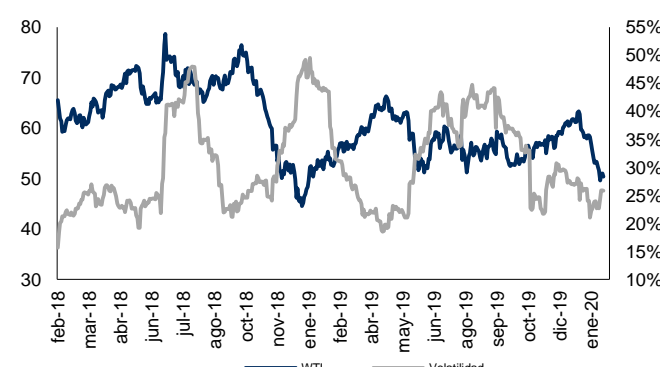
**Zinc (USD / libra)** Cierre: 1.002 Volat: 23.8%



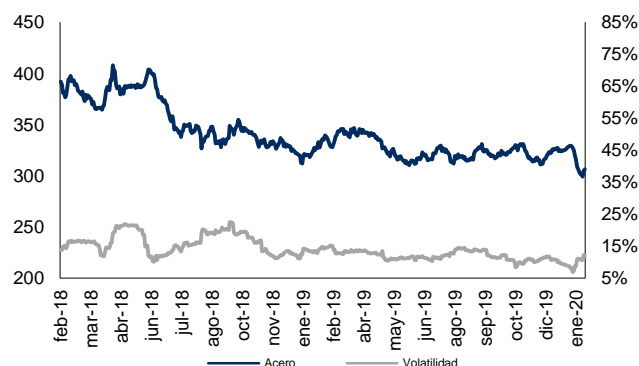
**Plomo (USD / libra)** Cierre: 0.841 Volat: 20.4%



**WTI (USD / barril)** Cierre: 50.39 Volat: 25.8%



**Acero (Indice)** Cierre: 302.112 Volat: 12.3%



Metal	Ultimo	7d	30d	Acumulado
Oro	1569.69	-1.12%	0.85%	3.45%
Plata	17.69	-1.80%	-2.37%	-0.87%
Cobre	2.60	2.77%	-6.61%	-7.65%
Plomo	0.84	0.95%	-1.80%	-3.90%
Zinc	1.00	0.23%	-6.45%	-4.43%
WTI	50.39	-2.40%	-15.55%	-17.61%
Acero	302.11	0.19%	-7.02%	-6.82%