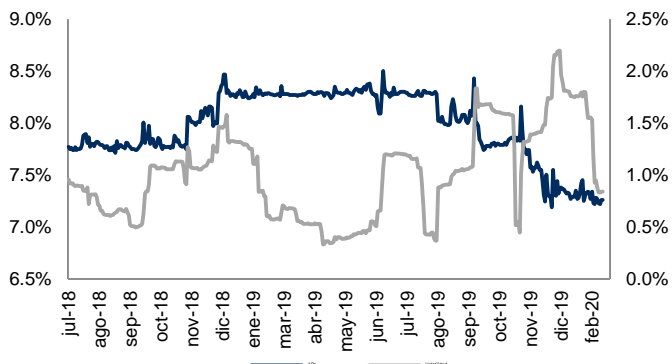
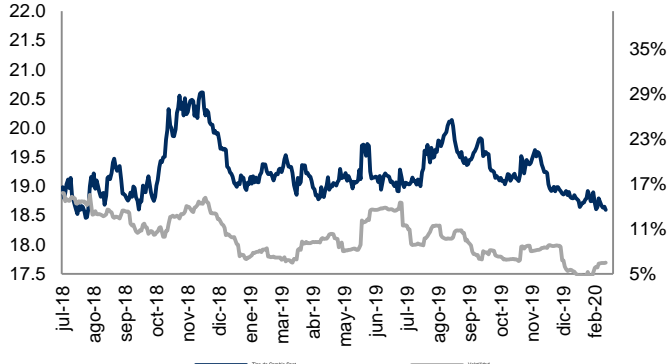


Monitor de Mercados Financieros

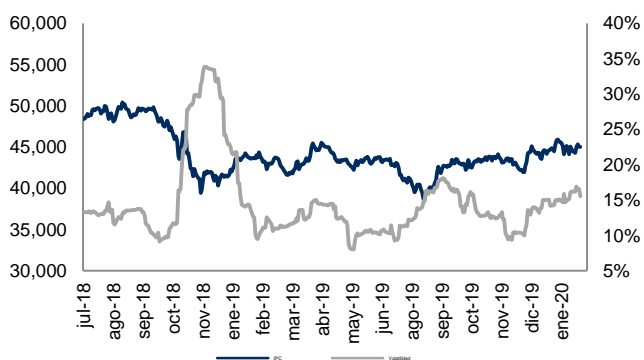
ABs y Volatilidad Cierre: 7.3% Volat: 0.8%



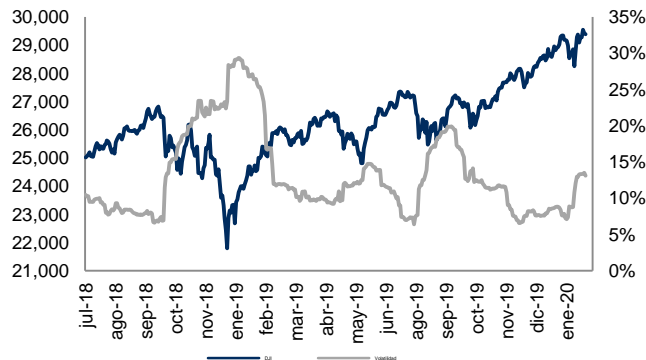
Tipo Cambio y Volatilidad Cierre: 18.5950 Volat: 6.5%



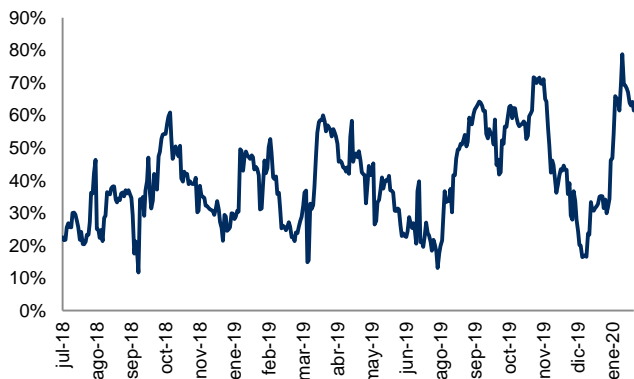
IPC y Volatilidad Cierre: 44,999.67 Volat: 15.5%



DJI y Volatilidad Cierre: 29,398.08 Volat: 13.1%



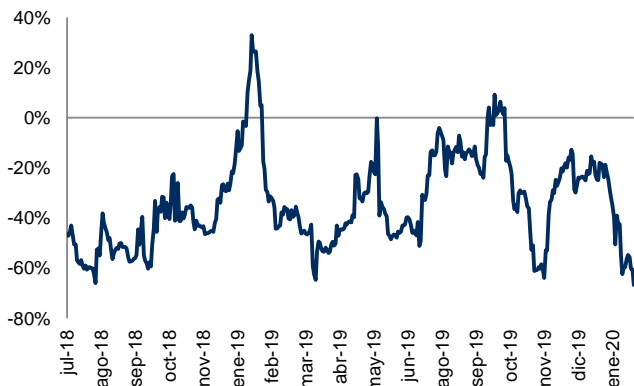
Correlación entre IPC y DJI Correl: 61.4%



Correlación entre Tipo Cambio y ABs Correl: 2.9%



Correlación entre IPC y Tipo Cambio Correl: -66.7%

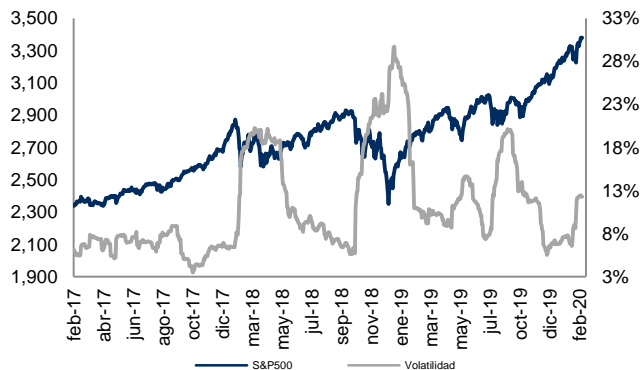


Correlación entre IPC y Abs Correl: 17.6%

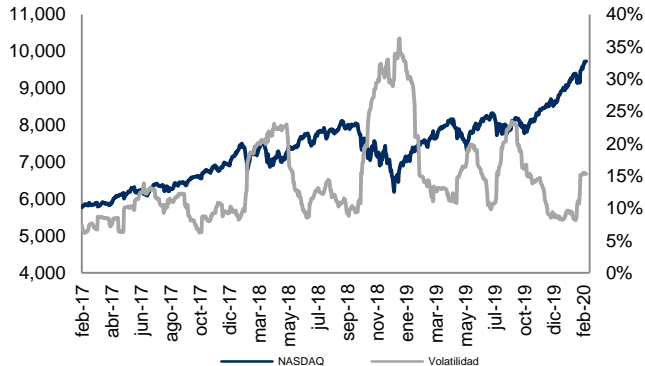


Monitor de Mercados

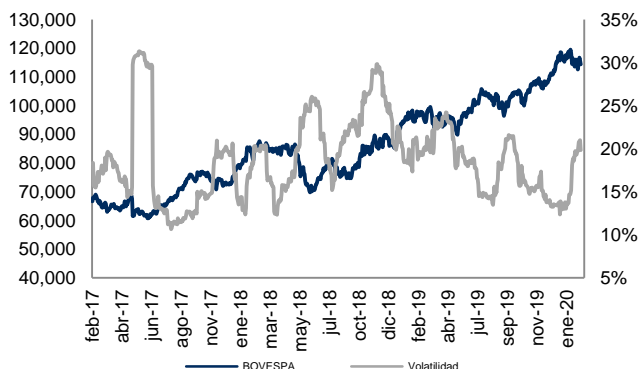
S&P-500 (EE.UU.) Cierre: 3,380.16 Volat: 12.3%



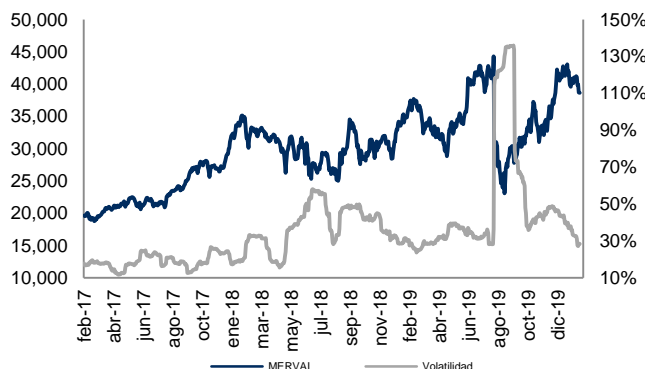
NASDAQ (EE.UU.) Cierre: 9,731.18 Volat: 15.3%



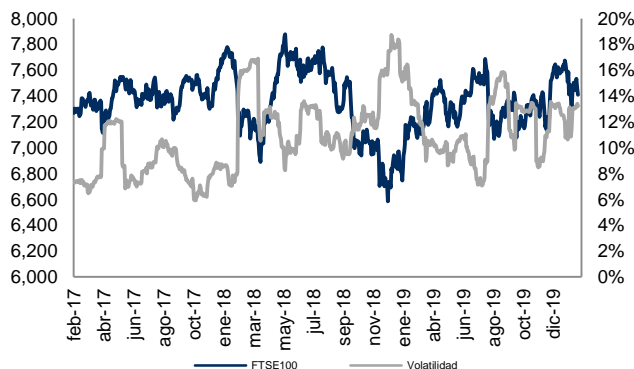
BOVESPA (Sao Paulo) Cierre: 114,363.59 Volat: 19.8%



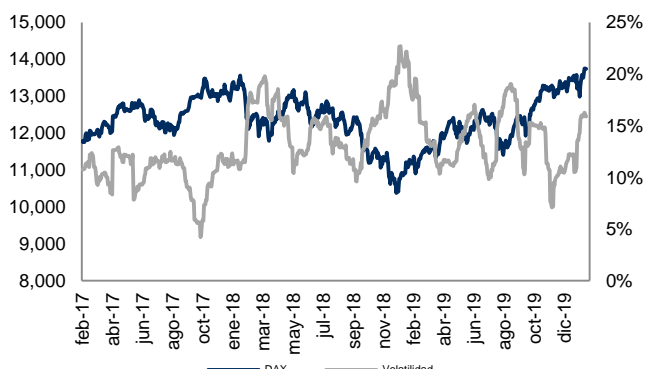
MERVAL (Buenos Aires) Cierre: 38,647.68 Volat: 28.4%



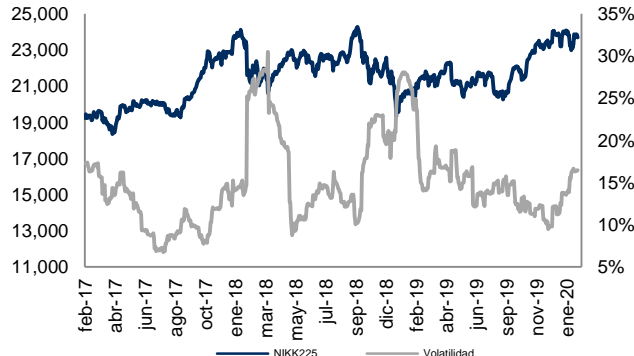
FTSE-100 (Londres) Cierre: 7,409.13 Volat: 13.2%



DAX (Frankfurt) Cierre: 13,744.21 Volat: 15.9%



NIKKEI-225 (Tokio) Cierre: 23,687.59 Volat: 16.5%



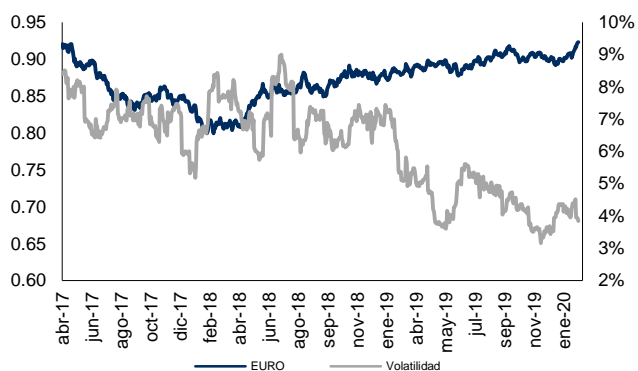
Índice	Rend. 7d	Rend. 30d	Rend. Año
S&P-500	1.58%	2.76%	4.62%
NASDAQ	2.21%	5.10%	8.45%
BOVESPA	1.00%	-4.55%	-7.51%
MERVAL	-7.25%	-8.73%	-9.52%
FTSE100	0.48%	-2.83%	-3.24%
DAX	0.67%	-0.56%	0.23%
NIKK225	-0.58%	-0.84%	-0.88%
IPC	2.60%	2.54%	5.49%
DJI	1.02%	1.27%	3.01%
CAC40	-0.36%	-2.22%	-1.90%
HANGSENG	1.48%	-3.29%	-1.03%
TSE300	1.47%	0.88%	2.52%
IBEX	0.46%	1.73%	0.74%

Cifras al 14 de febrero de 2020. Índices en USD.

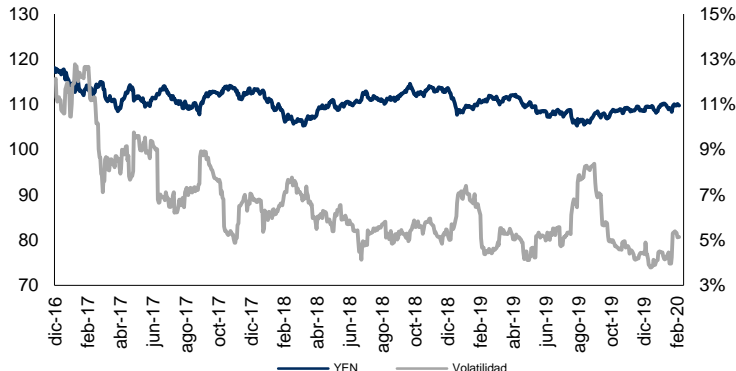


Monitor de Divisas

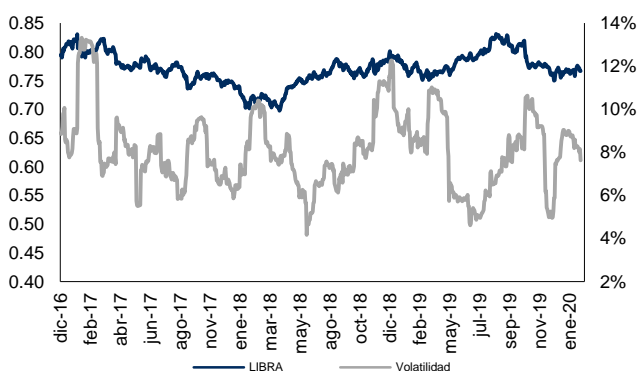
Euro (€) Cierre: 0.92 Volat: 3.8%



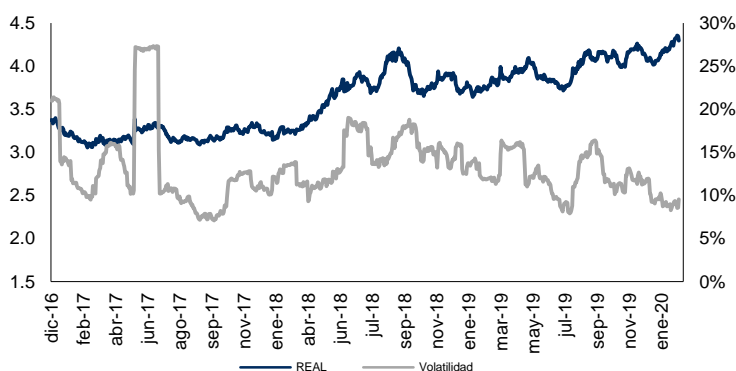
Yen Japonés (¥) Cierre: 109.75 Volat: 5.1%



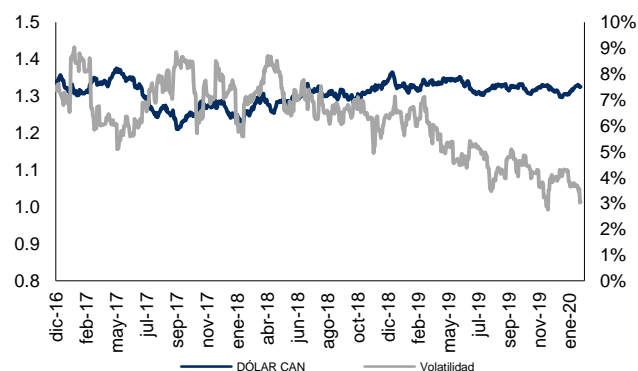
Libra Esterlina (£) Cierre: 0.77 Volat: 7.6%



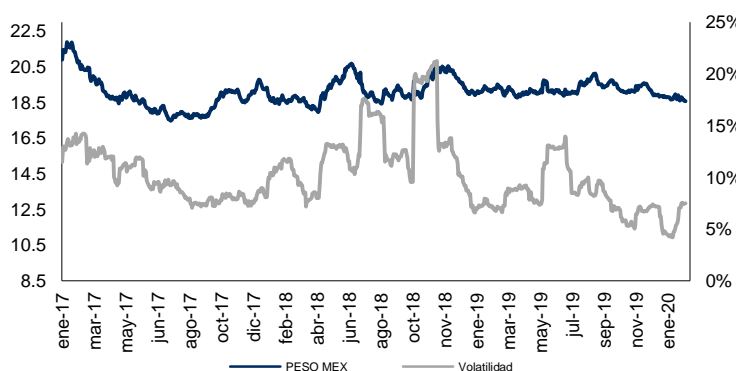
Real Brasileño Cierre: 4.30 Volat: 9.5%



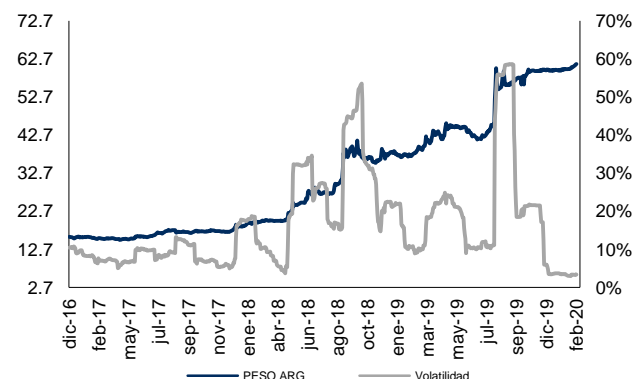
Dólar Canadiense Cierre: 1.32 Volat: 3.1%



Peso Mexicano Cierre: 18.57 Volat: 7.5%



Peso Argentino Cierre: 61.36 Volat: 3.4%



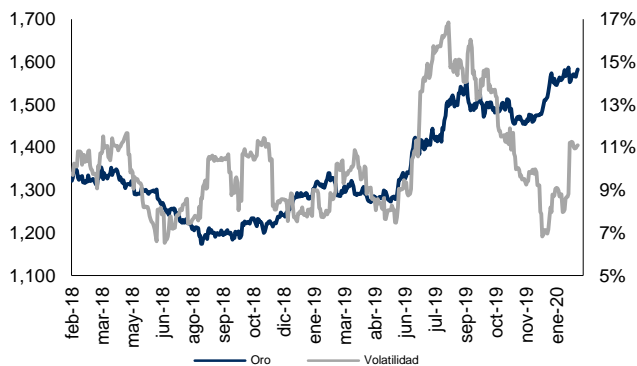
Moneda	Ultimo	7d	30d	Acumulado
Euro	0.92	-1.01%	-2.82%	-3.38%
Yen	109.75	0.01%	0.12%	-1.01%
Libra	0.77	1.26%	0.23%	-1.49%
Real	4.30	0.53%	-2.84%	-6.48%
Dólar Can	1.32	0.37%	-1.57%	-1.99%
Peso Mex	18.57	1.32%	1.32%	1.55%
Peso Arg	61.36	-1.09%	-2.59%	-2.44%

Cifras al 14 de febrero de 2020. Cotizaciones con respecto al USD.

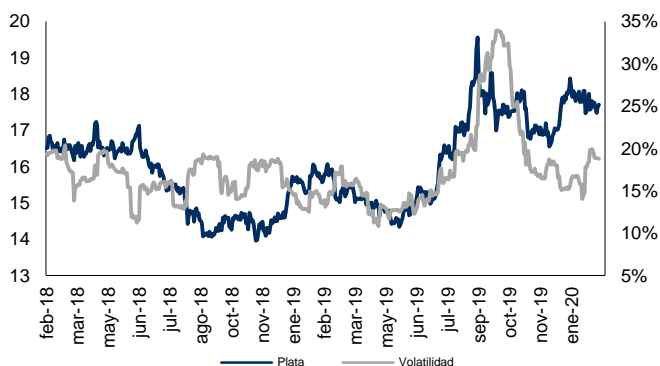


Monitor de Metales y Otros Commodities

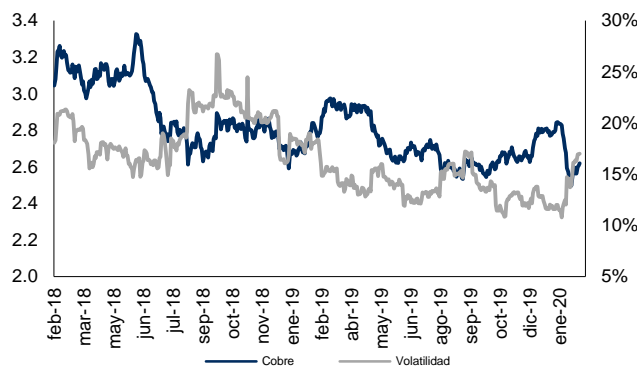
Oro (USD / T. Oz.) Cierre: 1,582.910 Volat: 11.1%



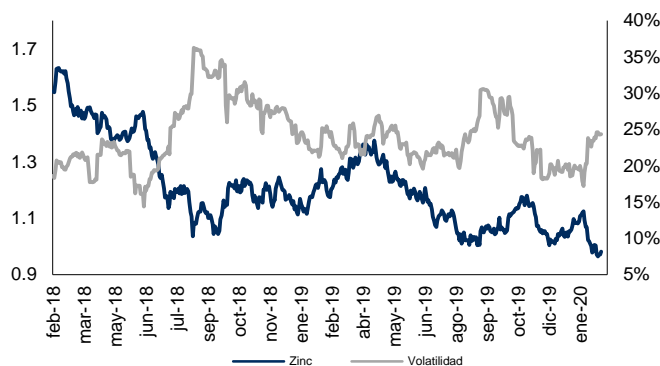
Plata (USD / T. Oz.) Cierre: 17.710 Volat: 18.8%



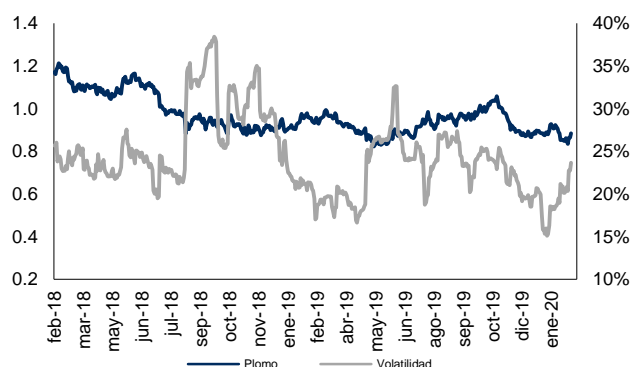
Cobre (USD / libra) Cierre: 2.618 Volat: 17.0%



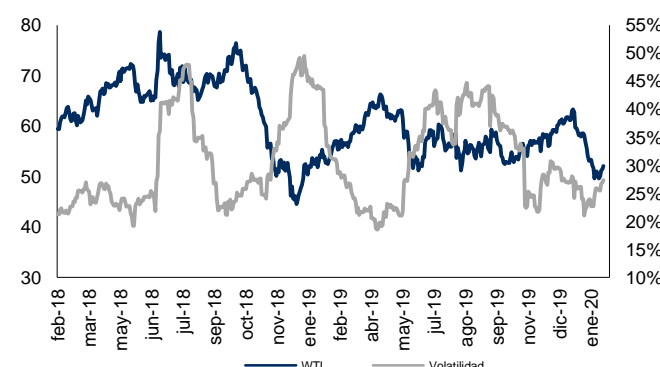
Zinc (USD / libra) Cierre: 0.981 Volat: 24.3%



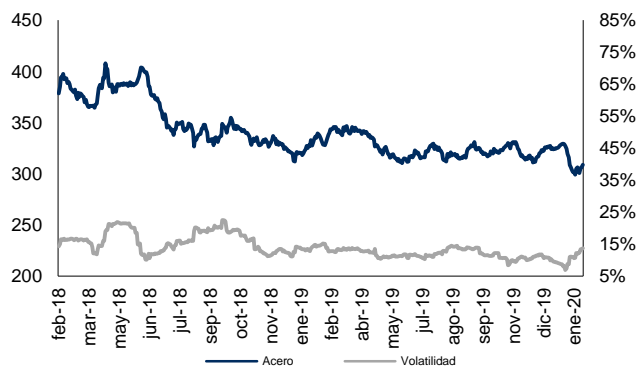
Plomo (USD / libra) Cierre: 0.864 Volat: 23.6%



WTI (USD / barril) Cierre: 52.08 Volat: 27.4%



Acero (Indice) Cierre: 305.431 Volat: 13.7%



Metal	Ultimo	7d	30d	Acumulado
Oro	1582.91	0.84%	2.38%	4.32%
Plata	17.71	0.14%	-0.53%	-0.73%
Cobre	2.62	0.87%	-7.94%	-6.84%
Plomo	0.86	2.64%	-1.42%	-1.36%
Zinc	0.98	-2.08%	-9.22%	-6.42%
WTI	52.08	3.35%	-10.07%	-14.85%
Acero	305.43	1.10%	-7.19%	-5.79%