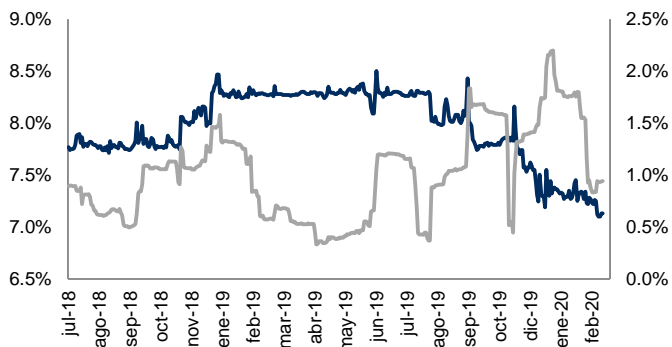
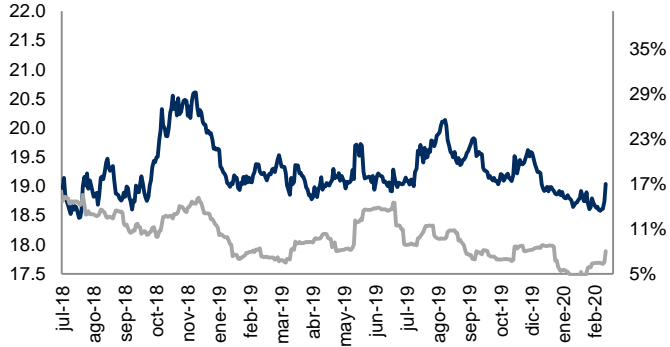


Monitor de Mercados Financieros

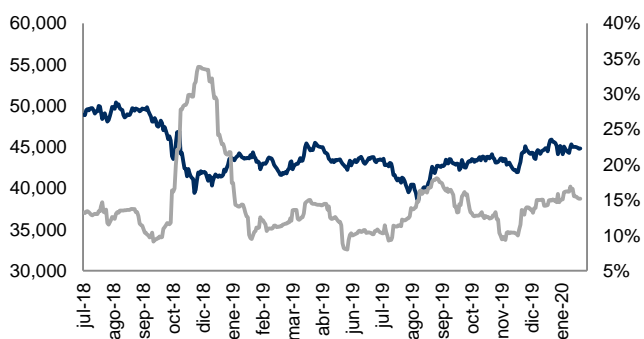
ABs y Volatilidad Cierre: 7.1% Volat: 0.9%



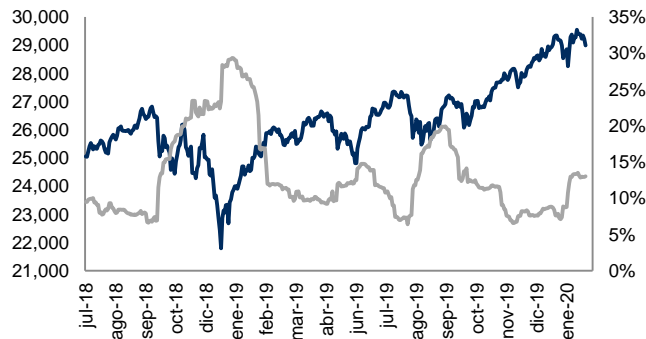
Tipo Cambio y Volatilidad Cierre: 19.0400 Volat: 8.0%



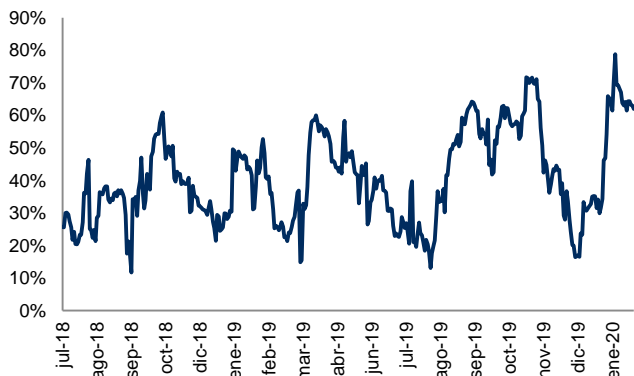
IPC y Volatilidad Cierre: 44,802.53 Volat: 15.2%



DJI y Volatilidad Cierre: 28,992.41 Volat: 13.0%



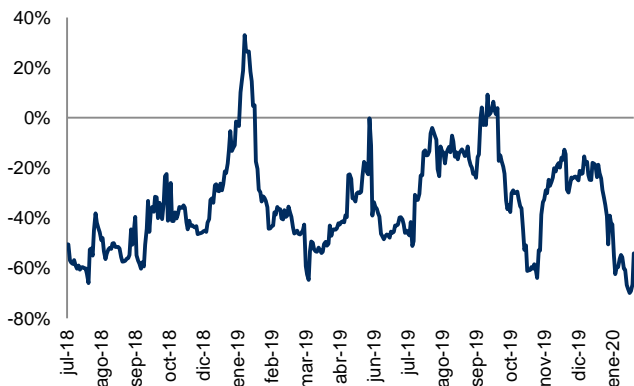
Correlación entre IPC y DJI Correl: 61.9%



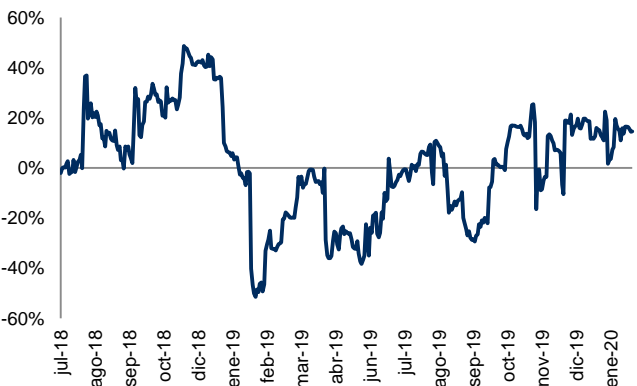
Correlación entre Tipo Cambio y ABs Correl: 11.7%



Correlación entre IPC y Tipo Cambio Correl: -54.1%

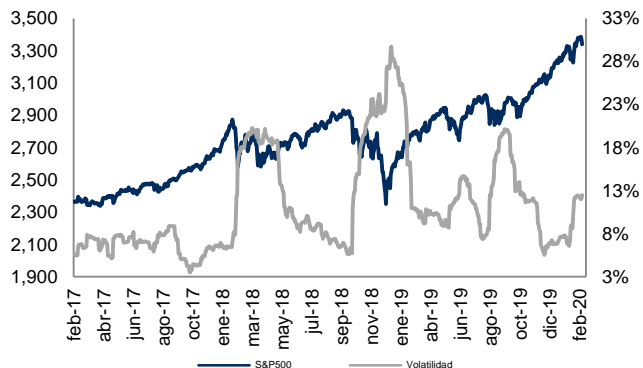


Correlación entre IPC y Abs Correl: 14.6%

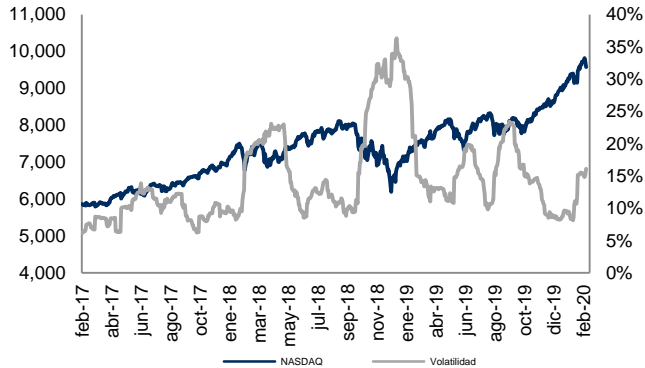


Monitor de Mercados

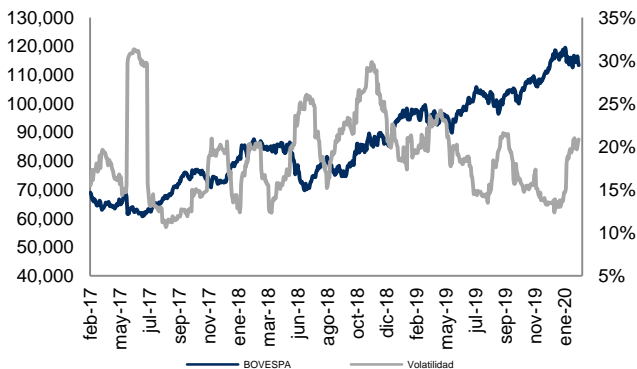
S&P-500 (EE.UU.) Cierre: 3,337.75 Volat: 12.5%



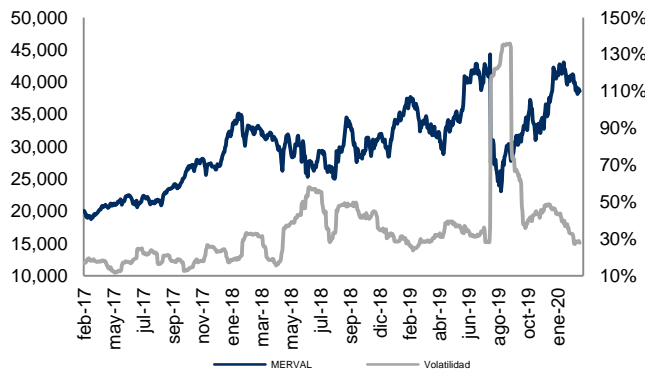
NASDAQ (EE.UU.) Cierre: 9,576.59 Volat: 16.1%



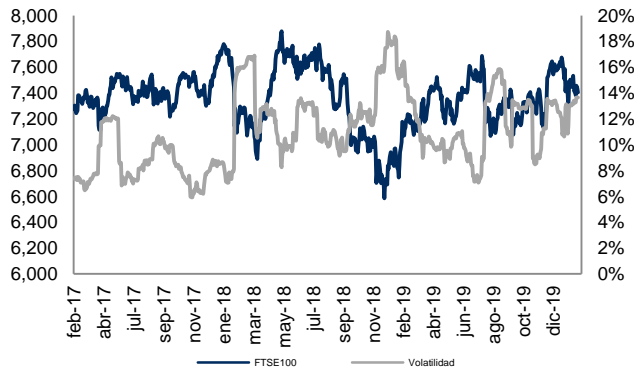
BOVESPA (Sao Paulo) Cierre: 113,308.23 Volat: 20.8%



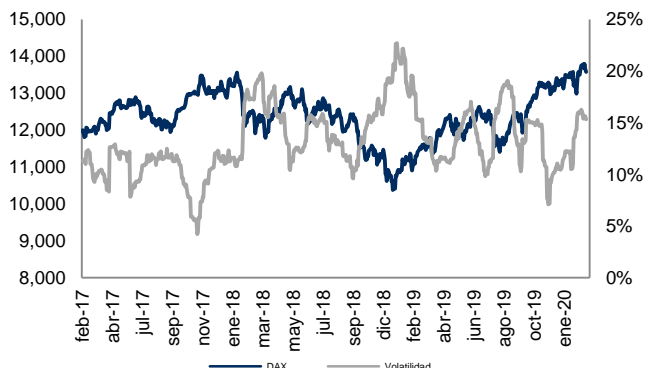
MERVAL (Buenos Aires) Cierre: 38,602.48 Volat: 27.9%



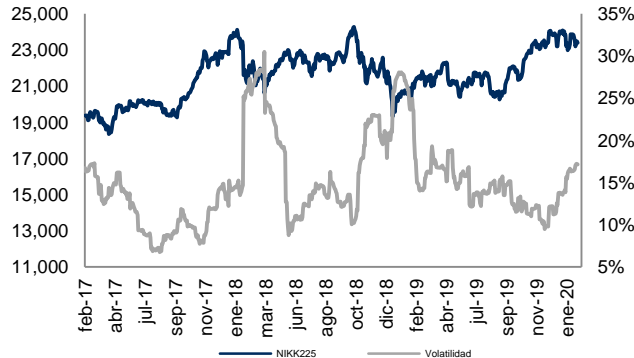
FTSE-100 (Londres) Cierre: 7,403.92 Volat: 13.7%



DAX (Frankfurt) Cierre: 13,579.33 Volat: 15.3%



NIKKEI-225 (Tokio) Cierre: 23,386.74 Volat: 17.1%



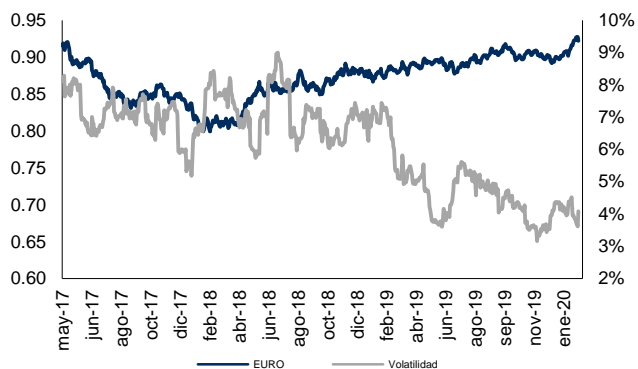
Índice	Rend. 7d	Rend. 30d	Rend. Año
S&P-500	-1.25%	0.48%	3.31%
NASDAQ	-1.59%	2.05%	6.73%
BOVESPA	-3.00%	-8.80%	-10.29%
MERVAL	-0.58%	-10.58%	-10.05%
FTSE100	-0.77%	-3.53%	-3.98%
DAX	-1.10%	-1.75%	-0.87%
NIKK225	-2.89%	-4.21%	-3.75%
IPC	-2.24%	-2.82%	3.12%
DJI	-1.38%	-0.66%	1.59%
CAC40	-0.55%	-1.90%	-2.45%
HANGSENG	-2.06%	-3.85%	-3.07%
TSE300	0.19%	0.72%	2.71%
IBEX	-0.61%	0.98%	0.13%

Cifras al 21 de febrero de 2020. Índices en USD.

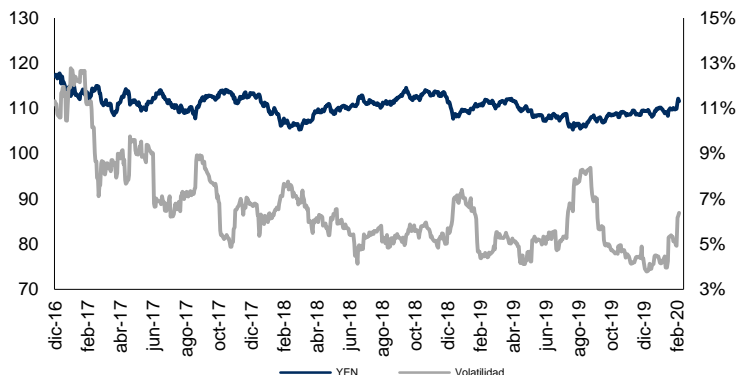


Monitor de Divisas

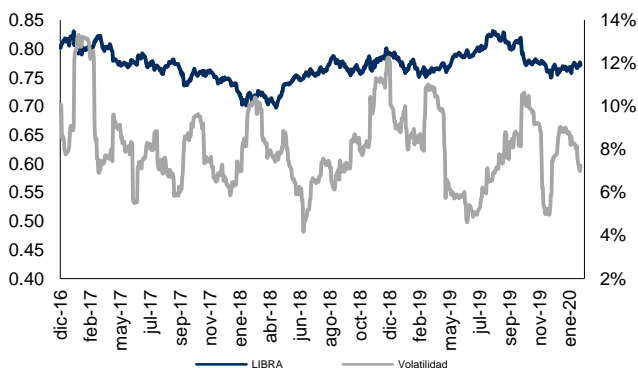
Euro (€) Cierre: 0.92 Volat: 4.1%



Yen Japonés (¥) Cierre: 111.58 Volat: 6.4%



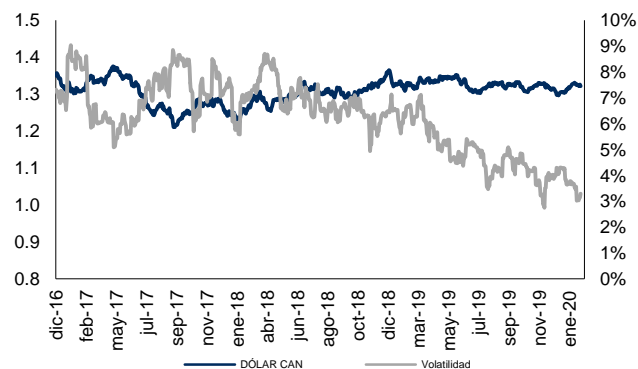
Libra Esterlina (£) Cierre: 0.77 Volat: 7.2%



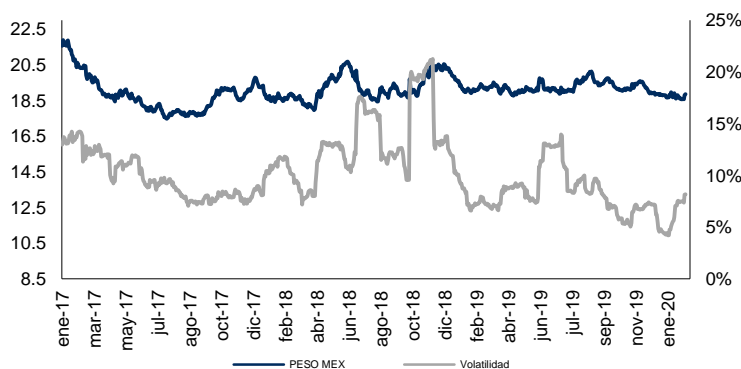
Real Brasileño Cierre: 4.39 Volat: 9.5%



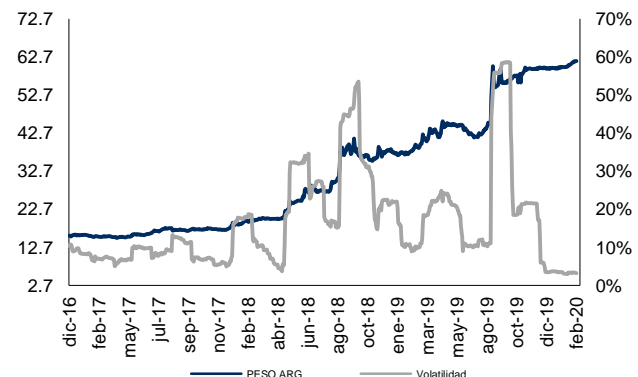
Dólar Canadiense Cierre: 1.32 Volat: 3.3%



Peso Mexicano Cierre: 18.86 Volat: 8.2%



Peso Argentino Cierre: 61.65 Volat: 3.2%



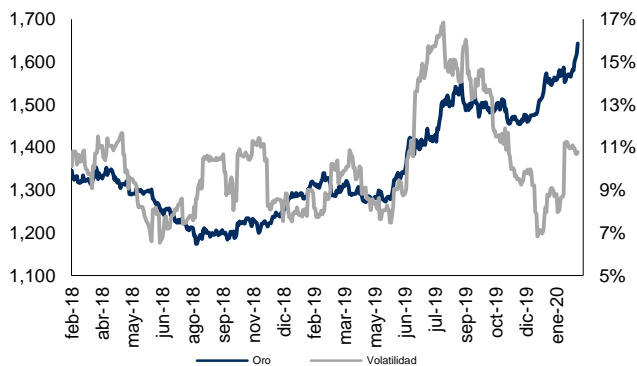
Moneda	Ultimo	7d	30d	Acumulado
Euro	0.92	0.10%	-2.21%	-3.28%
Yen	111.58	-1.64%	-1.57%	-2.63%
Libra	0.77	-0.70%	-1.34%	-2.18%
Real	4.39	-2.10%	-4.71%	-8.44%
Dólar Can	1.32	0.22%	-0.65%	-1.78%
Peso Mex	18.86	-1.54%	-0.95%	-0.02%
Peso Arg	61.65	-0.47%	-2.71%	-2.90%

Cifras al 21 de febrero de 2020. Cotizaciones con respecto al USD.

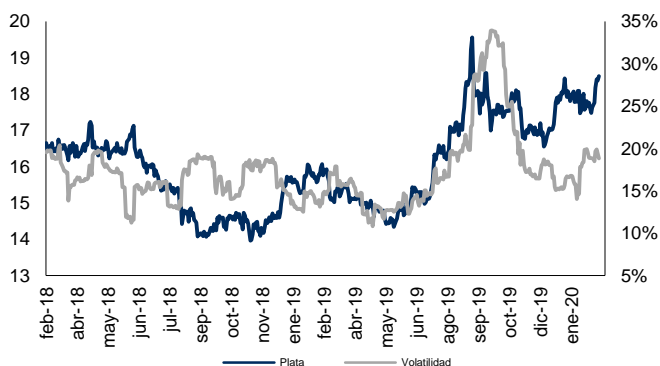


Monitor de Metales y Otros Commodities

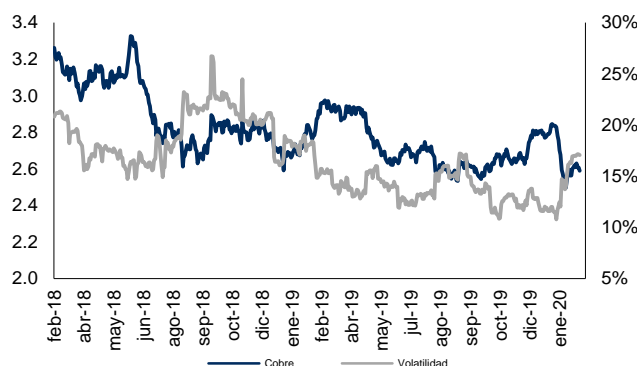
Oro (USD / T. Oz.) Cierre: 1,643.685 Volat: 10.8%



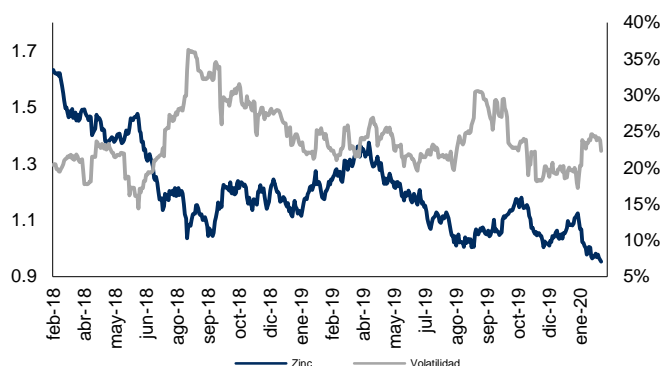
Plata (USD / T. Oz.) Cierre: 18.492 Volat: 18.9%



Cobre (USD / libra) Cierre: 2.589 Volat: 17.1%



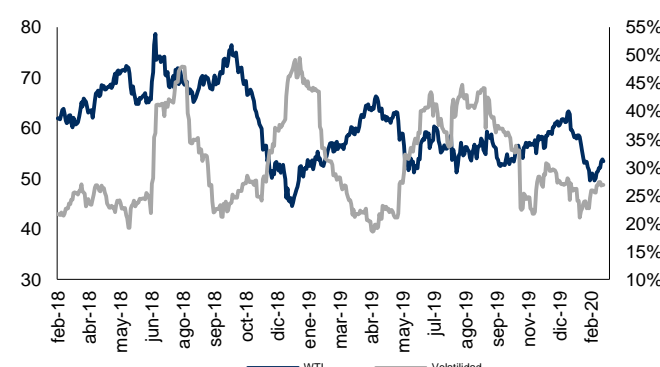
Zinc (USD / libra) Cierre: 0.952 Volat: 22.3%



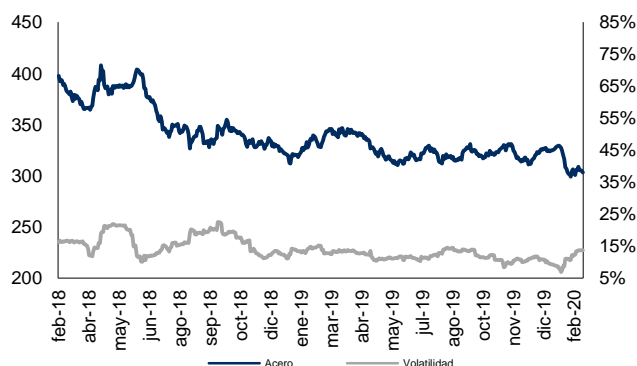
Plomo (USD / libra) Cierre: 0.877 Volat: 25.9%



WTI (USD / barril) Cierre: 53.41 Volat: 26.9%



Acero (Indice) Cierre: 303.472 Volat: 13.7%



Metal	Ultimo	7d	30d	Acumulado
Oro	1643.69	3.84%	5.48%	8.33%
Plata	18.49	4.41%	3.71%	3.65%
Cobre	2.59	-1.11%	-6.86%	-7.88%
Plomo	0.88	1.55%	-1.25%	0.17%
Zinc	0.95	-2.96%	-15.27%	-9.19%
WTI	53.41	2.55%	-5.90%	-12.67%
Acero	303.47	-0.64%	-6.47%	-6.40%

