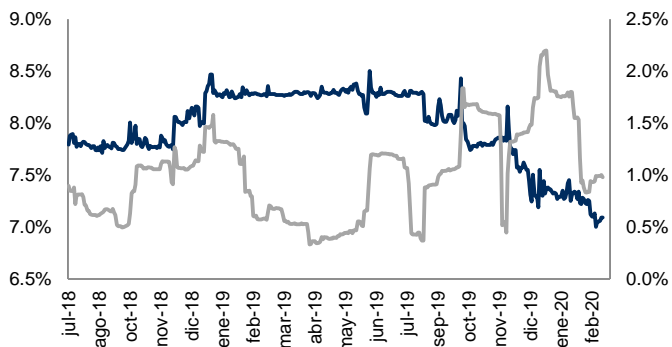
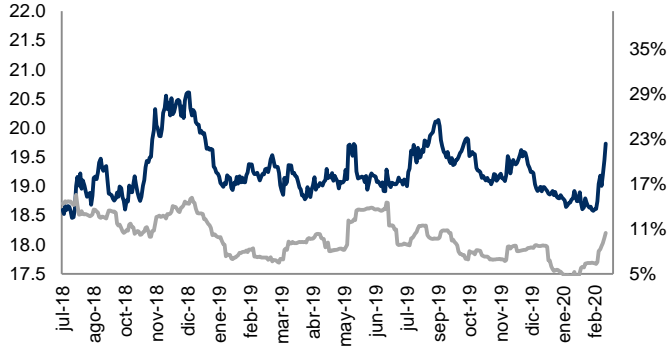


Monitor de Mercados Financieros

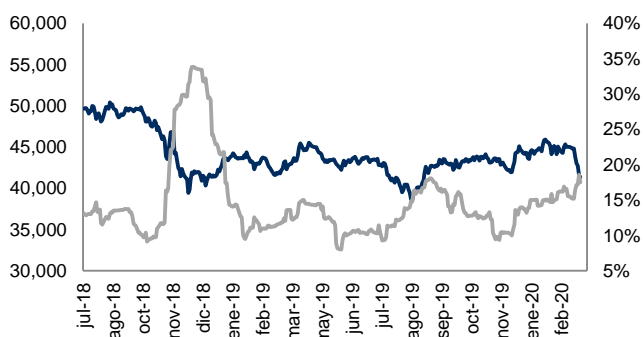
ABs y Volatilidad Cierre: 7.1% Volat: 1.0%



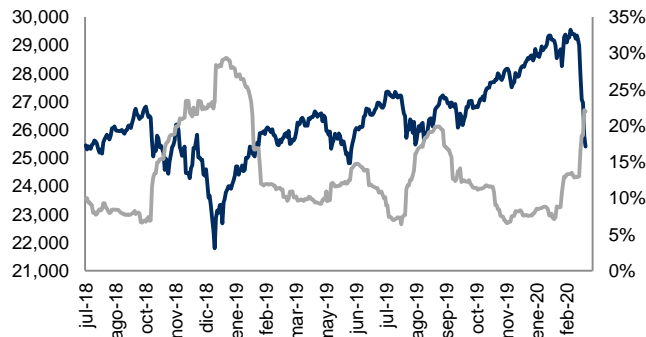
Tipo Cambio y Volatilidad Cierre: 19.7310 Volat: 10.5%



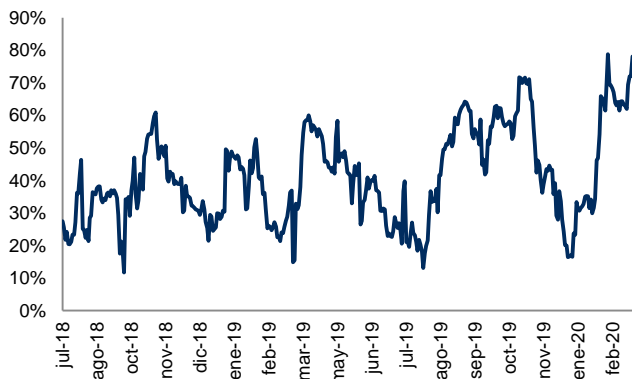
IPC y Volatilidad Cierre: 41,324.31 Volat: 17.5%



DJI y Volatilidad Cierre: 25,409.36 Volat: 22.0%



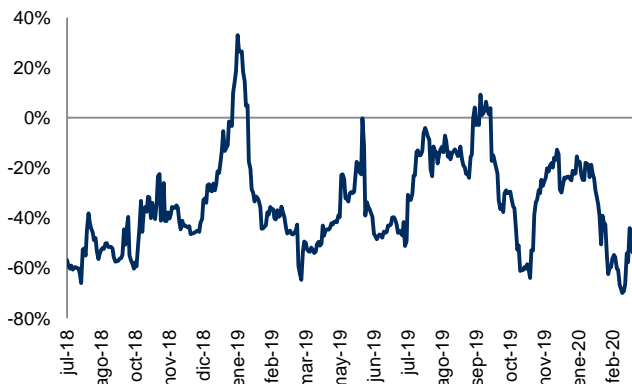
Correlación entre IPC y DJI Correl: 77.9%



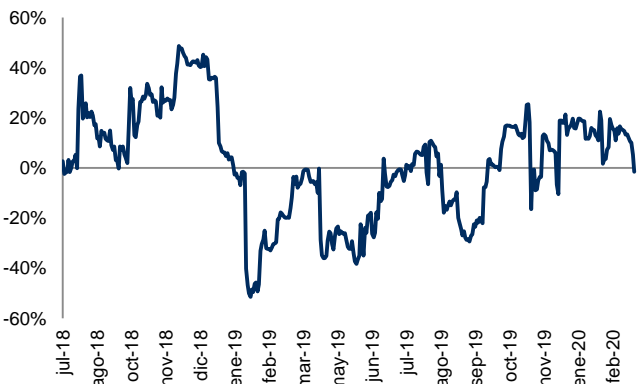
Correlación entre Tipo Cambio y ABs Correl: 17.4%



Correlación entre IPC y Tipo Cambio Correl: -52.9%

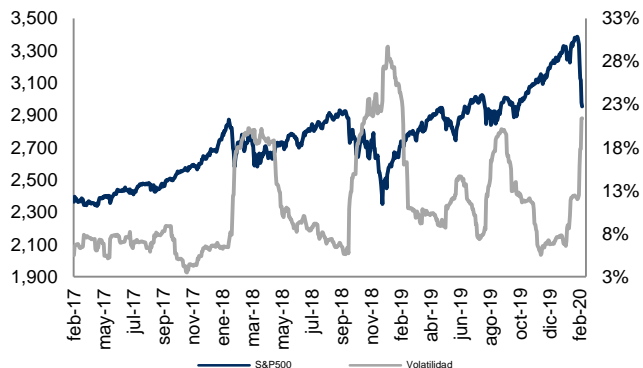


Correlación entre IPC y Abs Correl: -1.6%

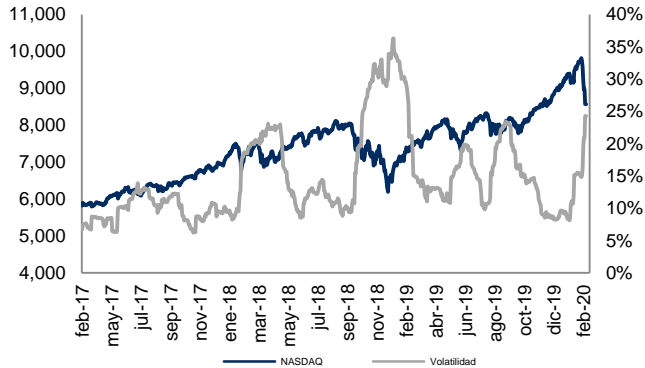


Monitor de Mercados

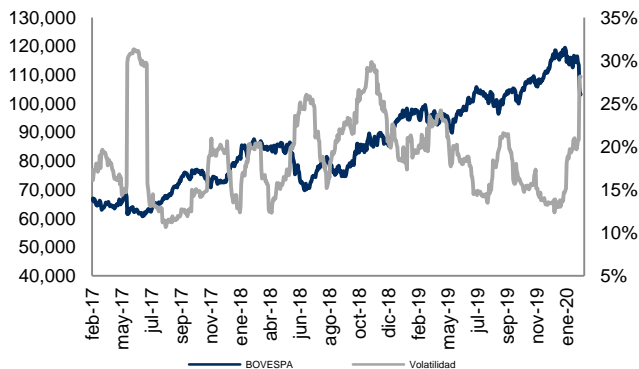
S&P-500 (EE.UU.) Cierre: 2,954.22 Volat: 21.4%



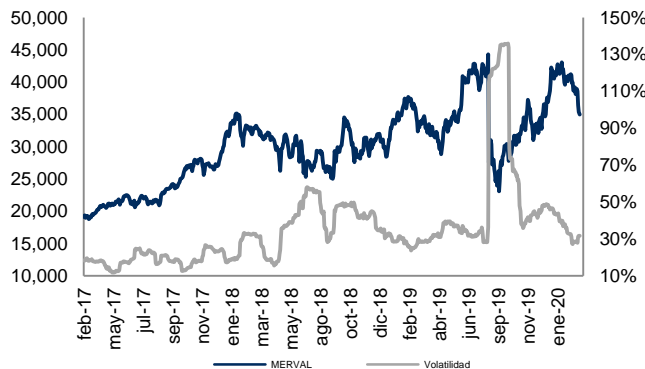
NASDAQ (EE.UU.) Cierre: 8,567.37 Volat: 24.3%



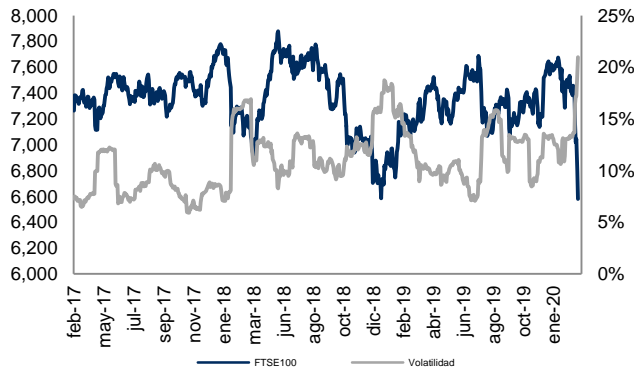
BOVESPA (Sao Paulo) Cierre: 103,214.86 Volat: 28.1%



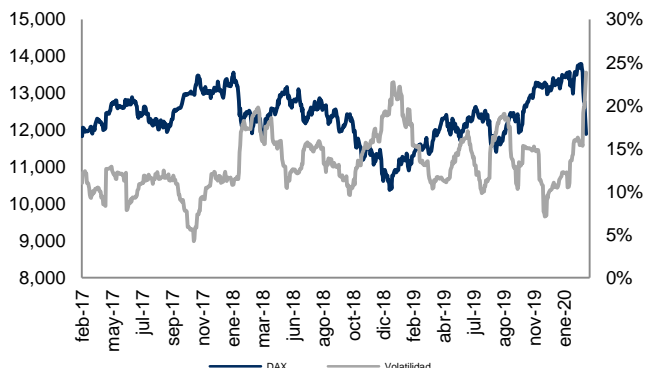
MERVAL (Buenos Aires) Cierre: 34,973.18 Volat: 31.8%



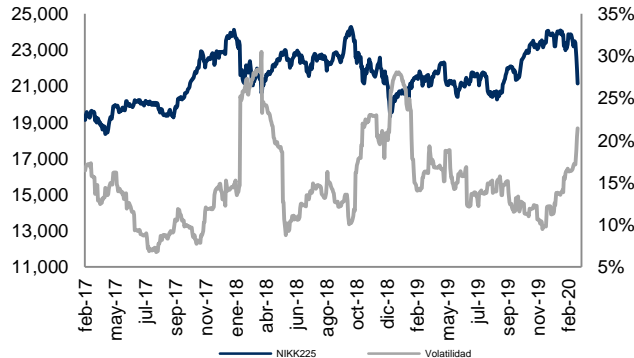
FTSE-100 (Londres) Cierre: 6,580.61 Volat: 21.0%



DAX (Frankfurt) Cierre: 11,890.35 Volat: 23.8%



NIKKEI-225 (Tokio) Cierre: 21,142.96 Volat: 21.4%



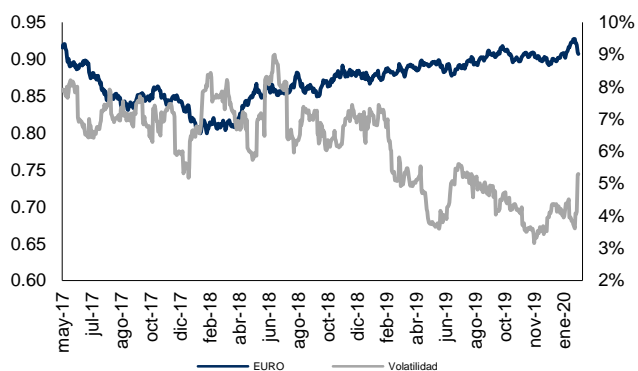
Índice	Rend. 7d	Rend. 30d	Rend. Año
S&P-500	-11.49%	-9.75%	-8.56%
NASDAQ	-10.54%	-7.63%	-4.52%
BOVESPA	-10.72%	-15.51%	-19.91%
MERVAL	-10.09%	-16.20%	-19.13%
FTSE100	-12.05%	-13.34%	-15.55%
DAX	-10.98%	-10.76%	-11.76%
NIKK225	-6.55%	-8.69%	-10.05%
IPC	-11.34%	-12.89%	-8.57%
DJI	-12.36%	-11.57%	-10.96%
CAC40	-10.48%	-10.69%	-12.67%
HANGSENG	-4.41%	-4.07%	-7.35%
TSE300	-10.16%	-8.63%	-7.72%
IBEX	-10.30%	-8.48%	-10.18%

Cifras al 28 de febrero de 2020. Índices en USD.



Monitor de Divisas

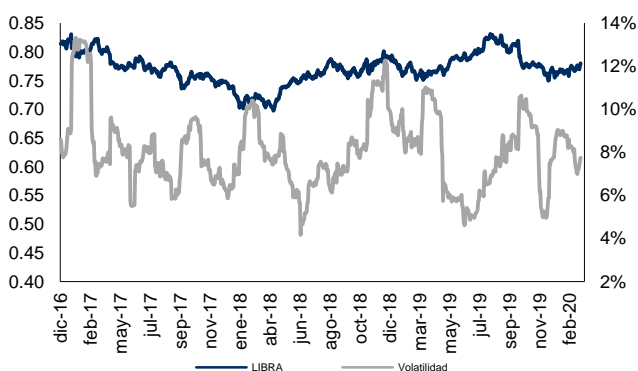
Euro (€) Cierre: 0.91 Volat: 5.3%



Yen Japonés (¥) Cierre: 107.95 Volat: 8.2%



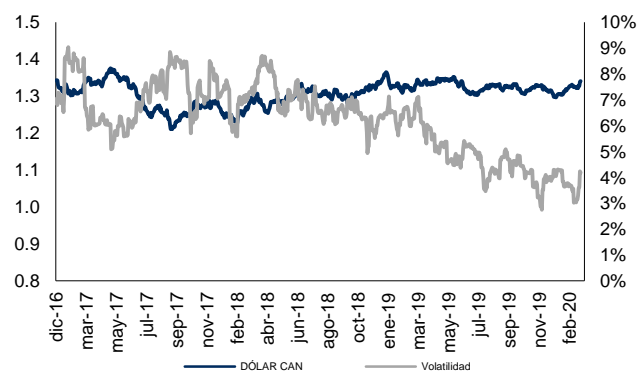
Libra Esterlina (£) Cierre: 0.78 Volat: 7.7%



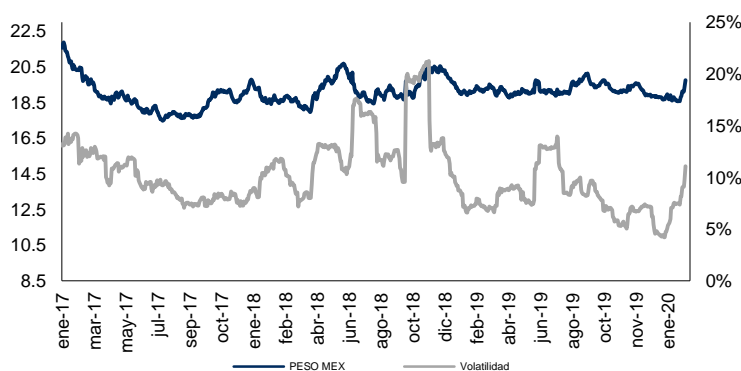
Real Brasileño Cierre: 4.48 Volat: 9.5%



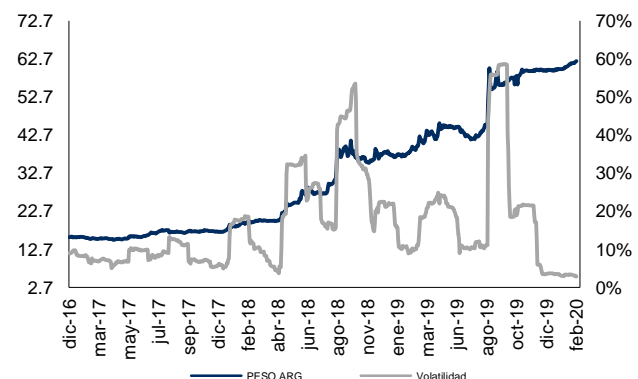
Dólar Canadiense Cierre: 1.34 Volat: 4.2%



Peso Mexicano Cierre: 19.77 Volat: 11.1%



Peso Argentino Cierre: 62.12 Volat: 2.8%



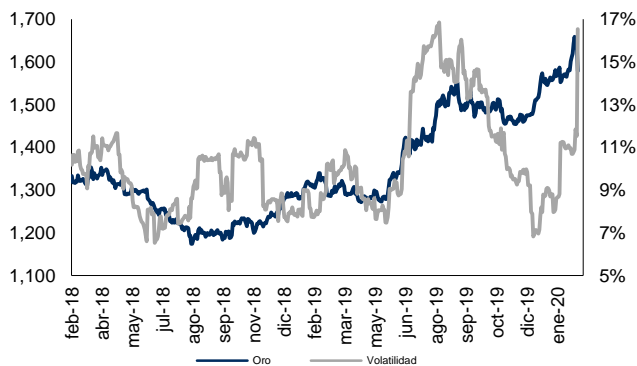
Moneda	Ultimo	7d	30d	Acumulado
Euro	0.91	1.66%	0.15%	-1.68%
Yen	107.95	3.36%	0.96%	0.64%
Libra	0.78	-1.05%	-1.45%	-3.21%
Real	4.48	-1.99%	-5.55%	-10.26%
Dólar Can	1.34	-1.43%	-1.61%	-3.18%
Peso Mex	19.77	-4.58%	-5.48%	-4.60%
Peso Arg	62.12	-0.76%	-3.34%	-3.64%

Cifras al 28 de febrero de 2020. Cotizaciones con respecto al USD.

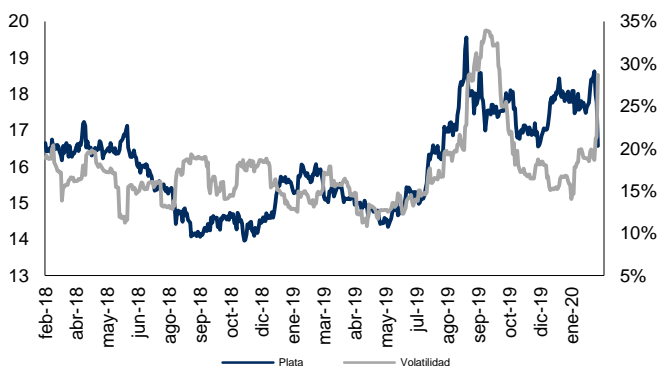


Monitor de Metales y Otros Commodities

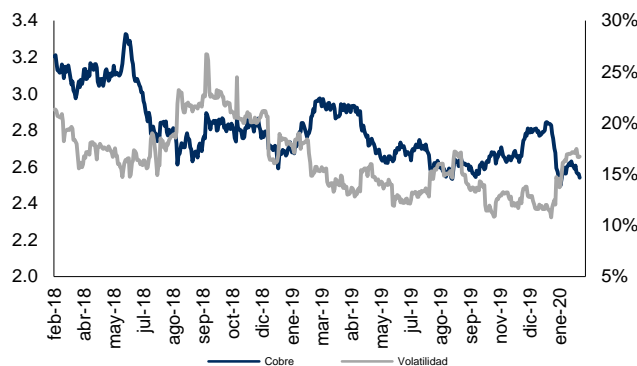
Oro (USD / T. Oz.) Cierre: 1,579.010 Volat: 16.5%



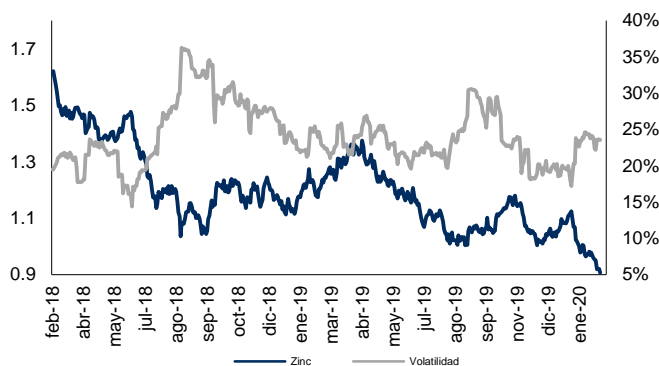
Plata (USD / T. Oz.) Cierre: 16.570 Volat: 28.7%



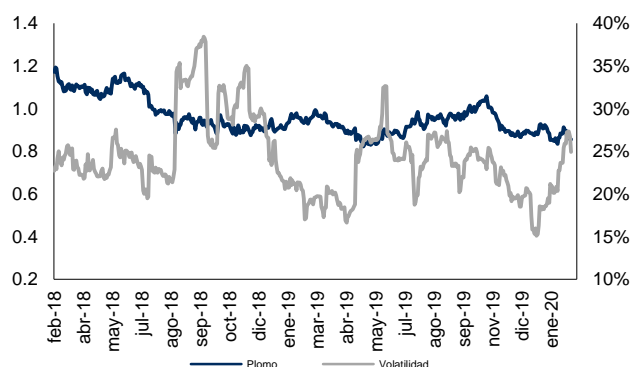
Cobre (USD / libra) Cierre: 2.539 Volat: 16.7%



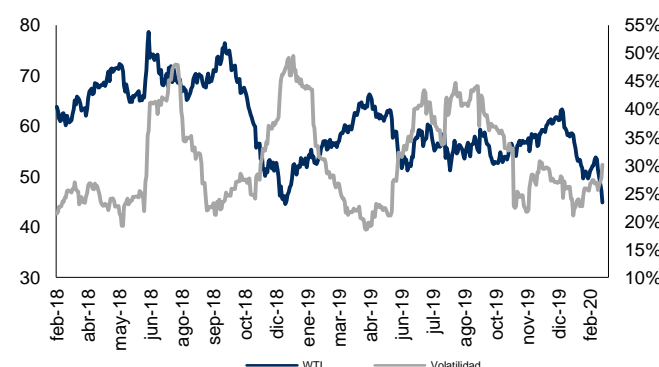
Zinc (USD / libra) Cierre: 0.906 Volat: 23.5%



Plomo (USD / libra) Cierre: 0.836 Volat: 24.9%



WTI (USD / barril) Cierre: 44.88 Volat: 30.1%



Acero (Indice) Cierre: 298.115 Volat: 13.9%



Metal	Ultimo	7d	30d	Acumulado
Oro	1579.01	-3.93%	0.17%	4.06%
Plata	16.57	-10.39%	-5.59%	-7.12%
Cobre	2.54	-1.92%	-1.35%	-9.65%
Plomo	0.84	-4.73%	-3.33%	-4.57%
Zinc	0.91	-4.87%	-10.99%	-13.61%
WTI	44.88	-15.97%	-15.81%	-26.62%
Acero	298.11	-1.77%	-1.73%	-8.05%

