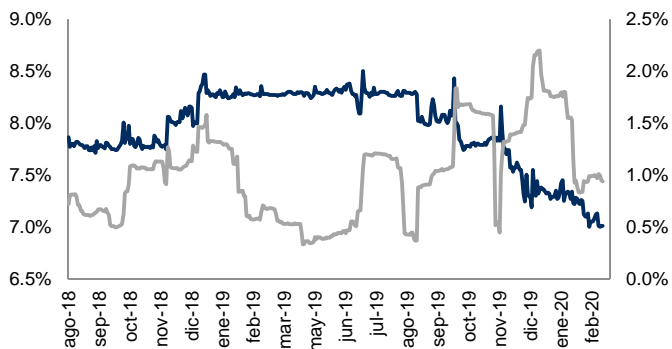
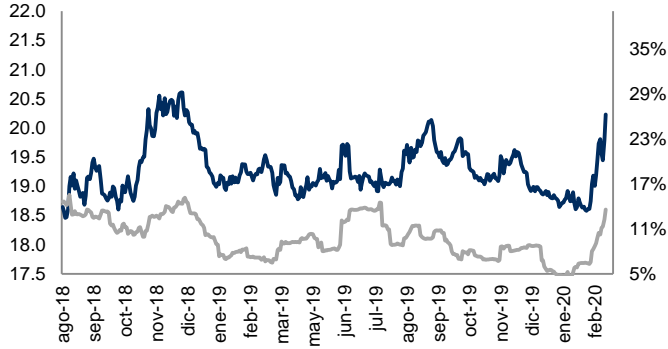


Monitor de Mercados Financieros

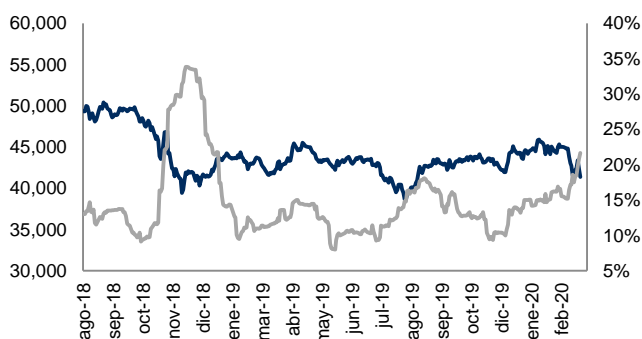
ABs y Volatilidad Cierre: 7.0% Volat: 0.9%



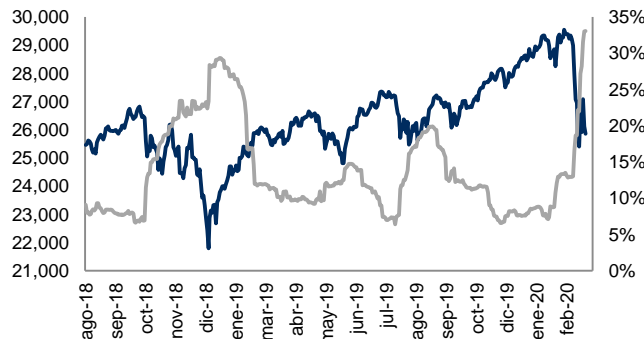
Tipo Cambio y Volatilidad Cierre: 20.2290 Volat: 13.6%



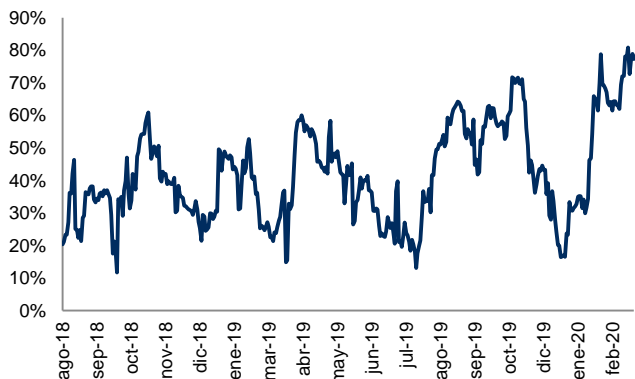
IPC y Volatilidad Cierre: 41,388.78 Volat: 21.6%



DJI y Volatilidad Cierre: 25,864.78 Volat: 33.1%



Correlación entre IPC y DJI Correl: 77.3%



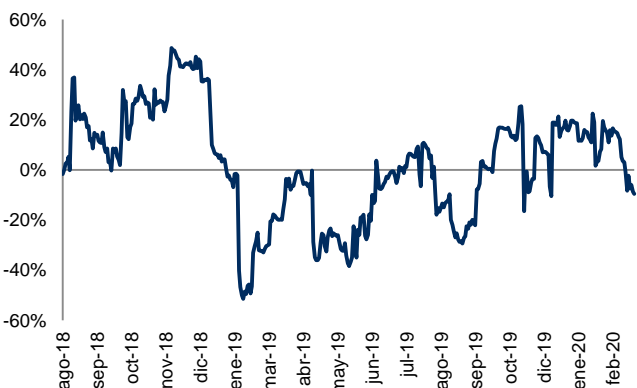
Correlación entre Tipo Cambio y ABs Correl: 14.8%



Correlación entre IPC y Tipo Cambio Correl: -59.7%

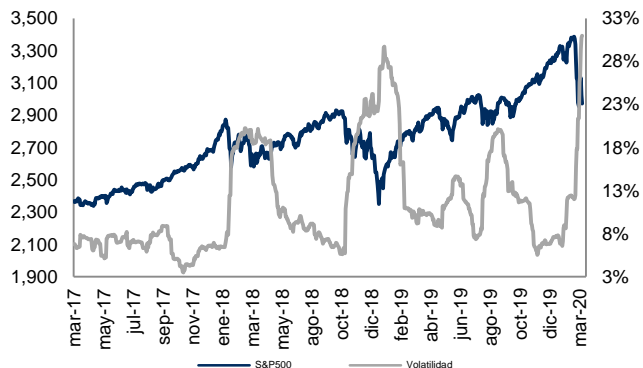


Correlación entre IPC y Abs Correl: -9.6%

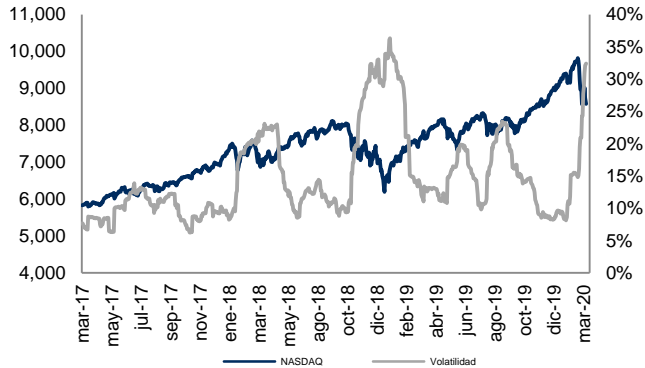


Monitor de Mercados

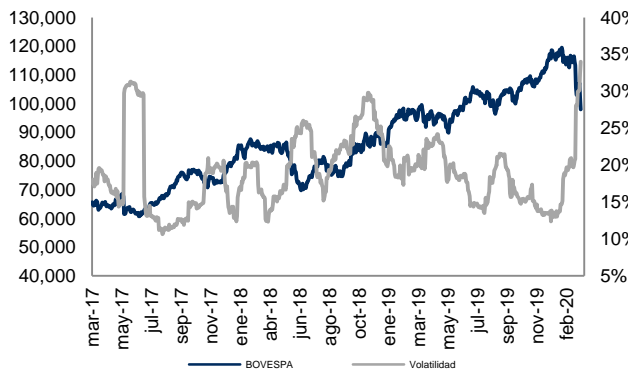
S&P-500 (EE.UU.) Cierre: 2,972.37 Volat: 31.0%



NASDAQ (EE.UU.) Cierre: 8,575.62 Volat: 32.4%



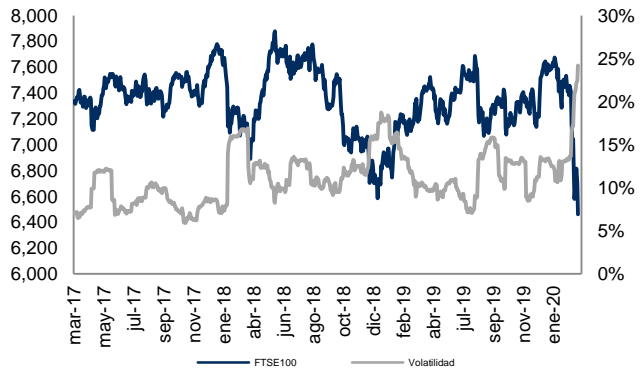
BOVESPA (Sao Paulo) Cierre: 97,961.99 Volat: 34.0%



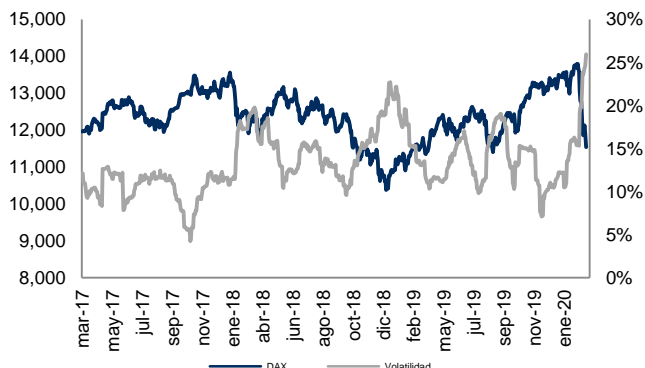
MERVAL (Buenos Aires) Cierre: 35,222.43 Volat: 34.6%



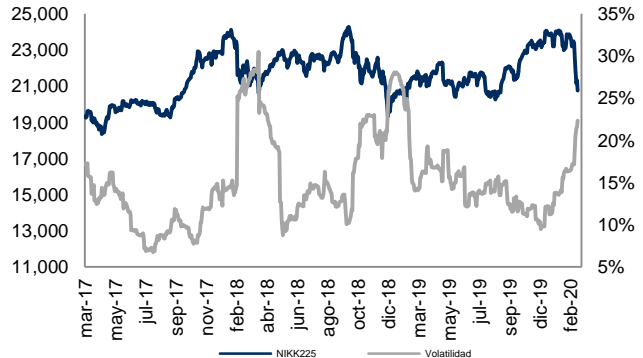
FTSE-100 (Londres) Cierre: 6,462.55 Volat: 24.2%



DAX (Frankfurt) Cierre: 11,541.87 Volat: 25.9%



NIKKEI-225 (Tokio) Cierre: 20,749.75 Volat: 22.3%



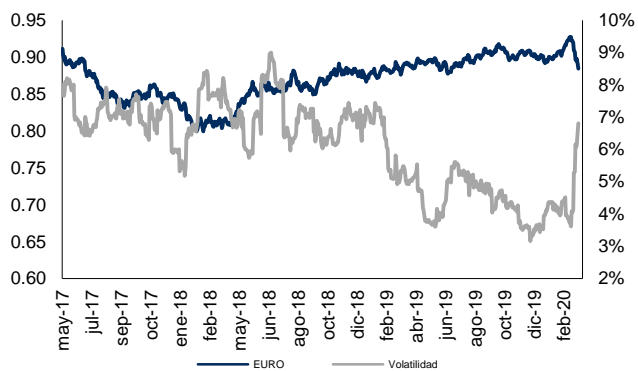
Índice	Rend. 7d	Rend. 30d	Rend. Año
S&P-500	0.61%	-10.87%	-8.00%
NASDAQ	0.10%	-9.81%	-4.42%
BOVESPA	-8.13%	-22.72%	-26.42%
MERVAL	0.44%	-16.21%	-18.77%
FTSE100	-0.06%	-13.28%	-15.60%
DAX	-0.46%	-11.95%	-12.16%
NIKK225	0.54%	-7.28%	-9.57%
IPC	-2.15%	-14.56%	-10.54%
DJI	1.79%	-11.70%	-9.37%
CAC40	-0.75%	-11.72%	-13.32%
HANGSENG	0.34%	-2.52%	-7.03%
TSE300	-0.64%	-9.38%	-8.32%
IBEX	-1.54%	-11.38%	-11.56%

Cifras al 06 de marzo de 2020. Índices en USD.

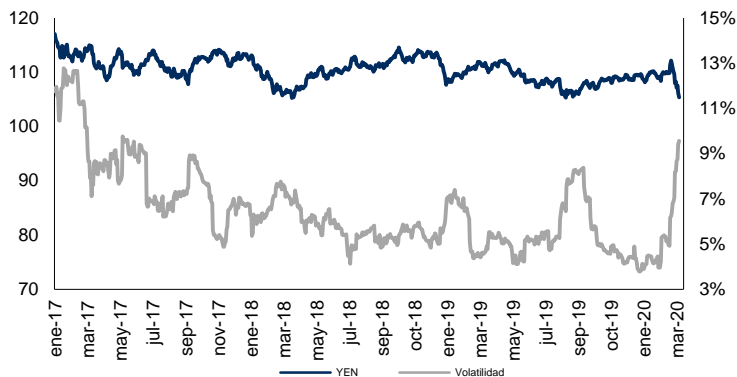


Monitor de Divisas

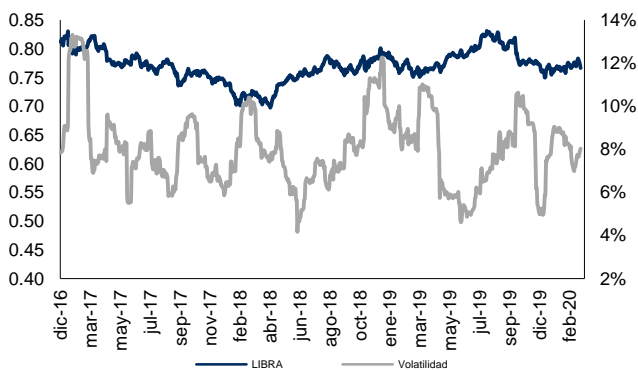
Euro (€) Cierre: 0.88 Volat: 6.8%



Yen Japonés (¥) Cierre: 105.37 Volat: 9.6%



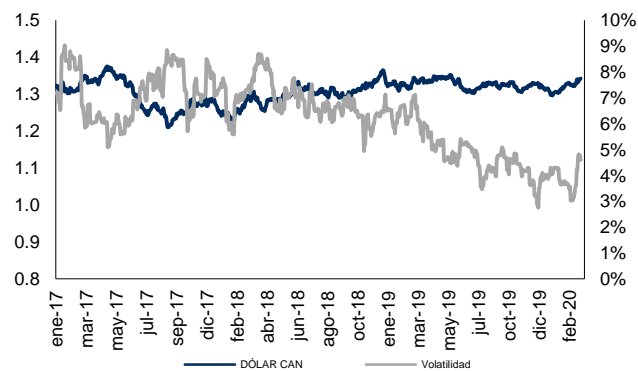
Libra Esterlina (£) Cierre: 0.77 Volat: 8.0%



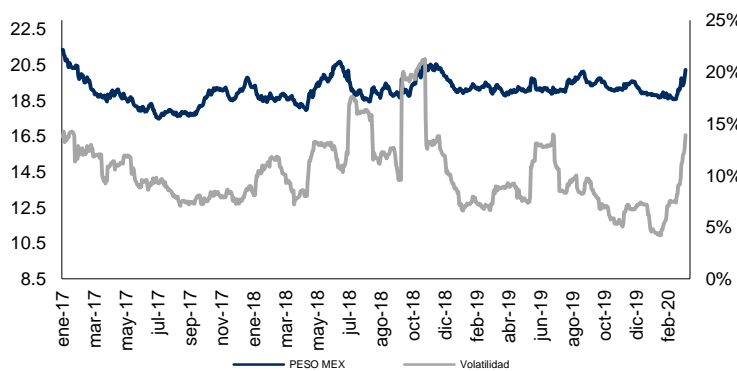
Real Brasileño Cierre: 4.63 Volat: 9.5%



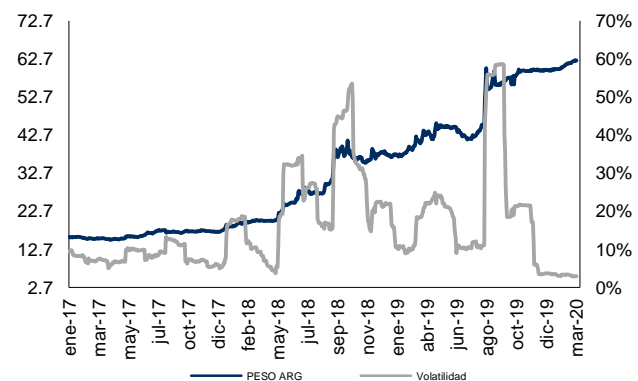
Dólar Canadiense Cierre: 1.34 Volat: 4.6%



Peso Mexicano Cierre: 20.23 Volat: 13.9%



Peso Argentino Cierre: 62.29 Volat: 2.9%



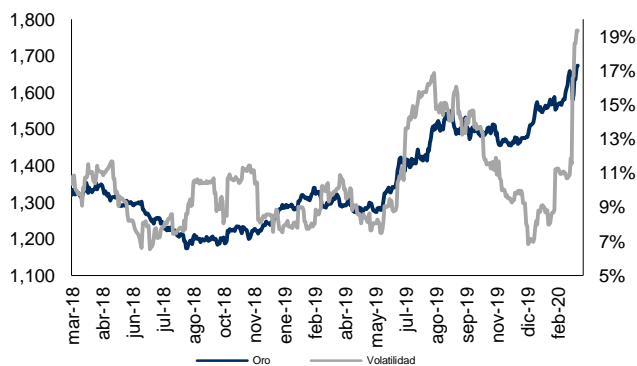
Moneda	Ultimo	7d	30d	Acumulado
Euro	0.88	2.55%	2.82%	0.83%
Yen	105.37	2.45%	4.20%	3.10%
Libra	0.77	1.76%	0.41%	-1.50%
Real	4.63	-3.20%	-8.46%	-13.14%
Dólar Can	1.34	-0.10%	-1.10%	-3.28%
Peso Mex	20.23	-2.28%	-7.99%	-6.78%
Peso Arg	62.29	-0.27%	-3.02%	-3.90%

Cifras al 06 de marzo de 2020. Cotizaciones con respecto al USD.

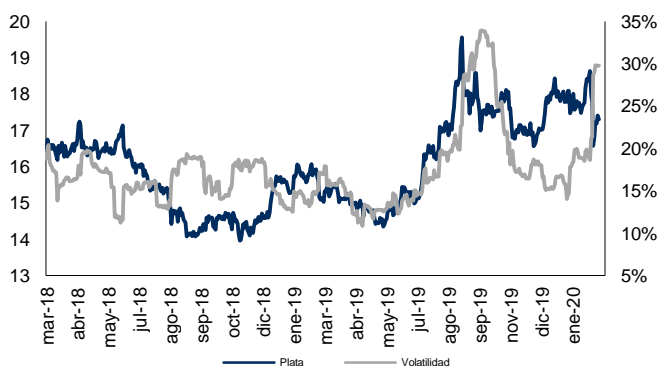


Monitor de Metales y Otros Commodities

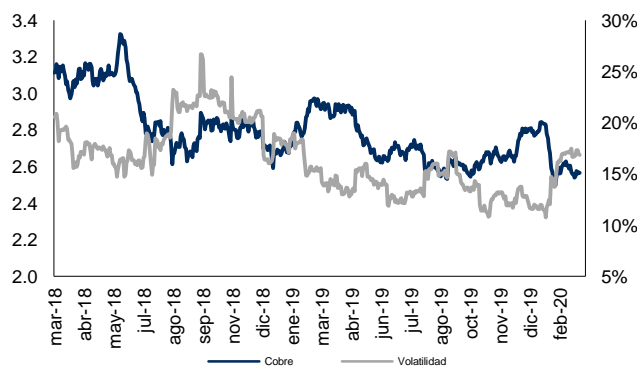
Oro (USD / T. Oz.) Cierre: 1,673.680 Volat: 19.3%



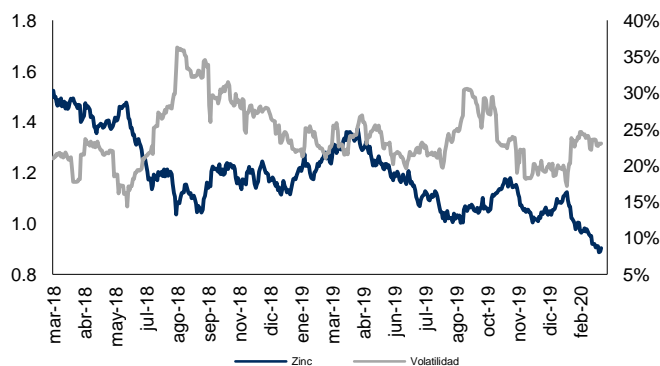
Plata (USD / T. Oz.) Cierre: 17.301 Volat: 29.8%



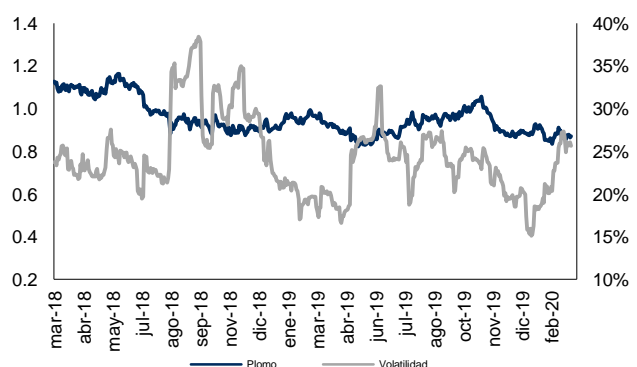
Cobre (USD / libra) Cierre: 2.565 Volat: 16.8%



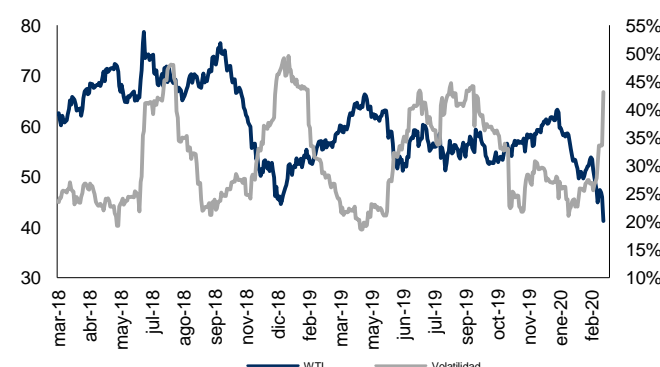
Zinc (USD / libra) Cierre: 0.903 Volat: 23.0%



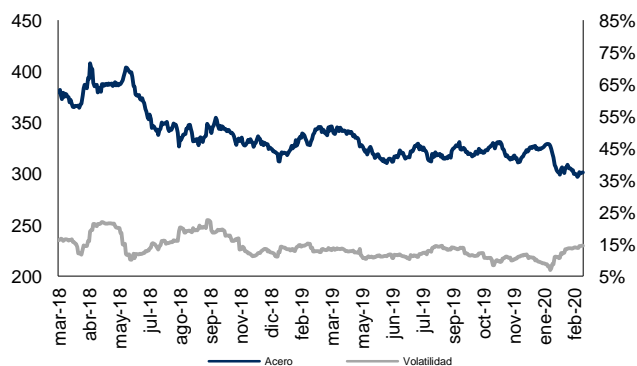
Plomo (USD / libra) Cierre: 0.851 Volat: 25.7%



WTI (USD / barril) Cierre: 41.19 Volat: 43.1%



Acero (Indice) Cierre: 297.139 Volat: 14.8%



Metal	Ultimo	7d	30d	Acumulado
Oro	1673.68	6.00%	7.57%	10.30%
Plata	17.30	4.42%	-1.75%	-3.02%
Cobre	2.57	1.02%	1.09%	-8.73%
Plomo	0.85	1.82%	2.56%	-2.84%
Zinc	0.90	-0.30%	-8.30%	-13.87%
WTI	41.19	-8.22%	-19.11%	-32.65%
Acero	297.14	-0.33%	-2.45%	-8.35%

