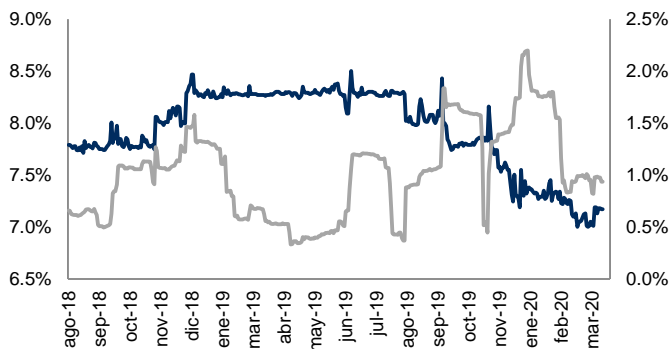
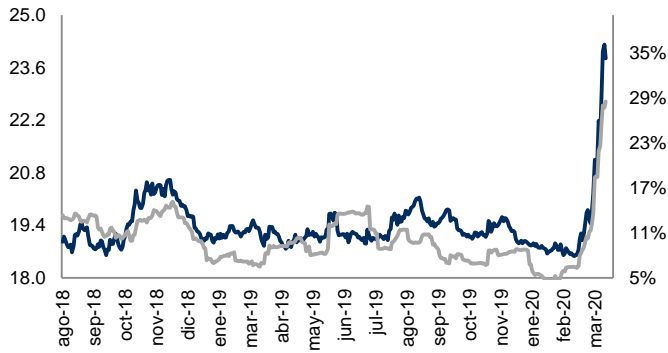


Monitor de Mercados Financieros

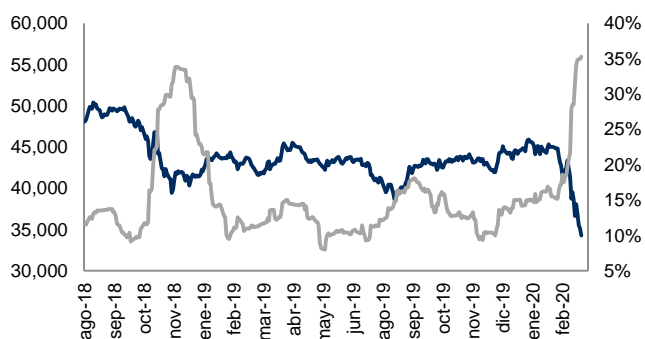
ABs y Volatilidad Cierre: 7.2% Volat: 0.9%



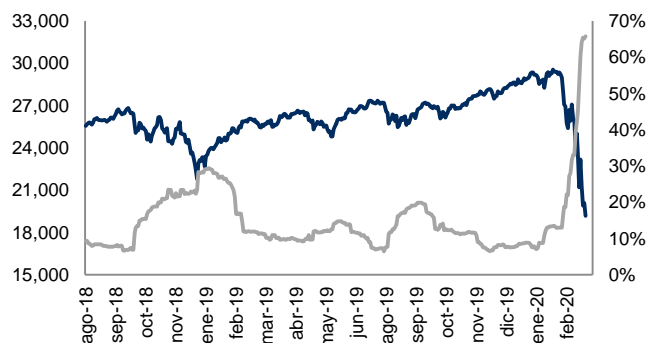
Tipo Cambio y Volatilidad Cierre: 23.8550 Volat: 28.5%



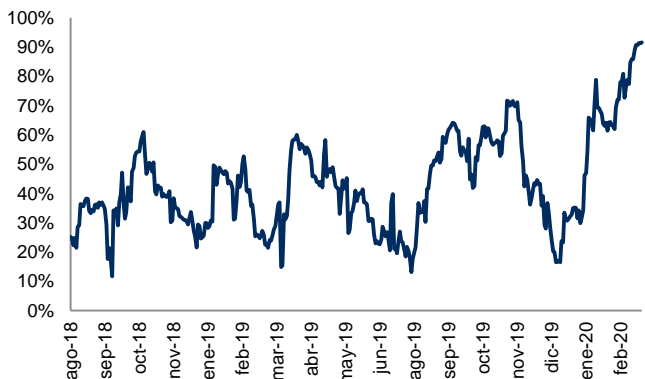
IPC y Volatilidad Cierre: 34,269.51 Volat: 35.3%



DJI y Volatilidad Cierre: 19,173.98 Volat: 65.8%



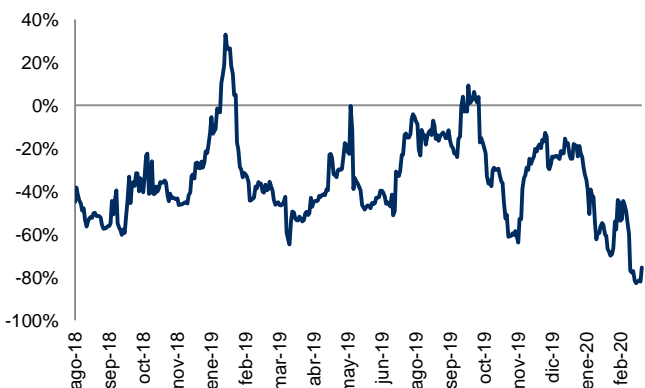
Correlación entre IPC y DJI Correl: 91.5%



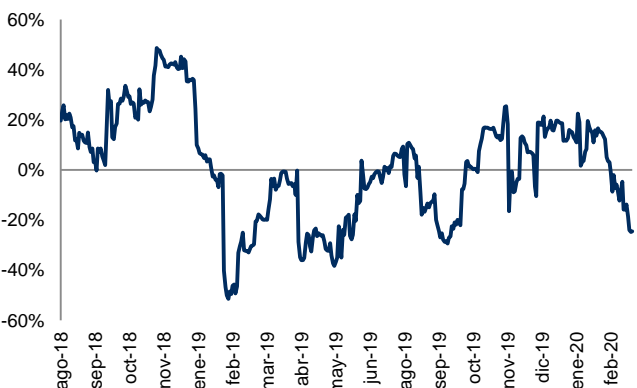
Correlación entre Tipo Cambio y ABs Correl: 17.2%



Correlación entre IPC y Tipo Cambio Correl: -75.4%

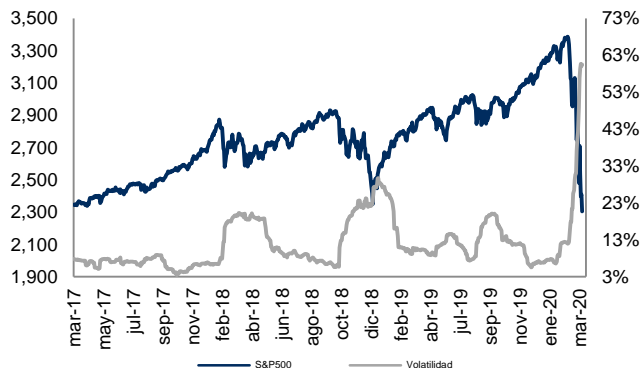


Correlación entre IPC y Abs Correl: -24.5%

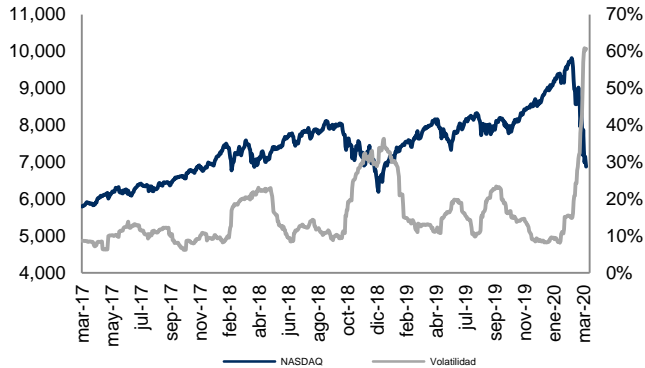


Monitor de Mercados

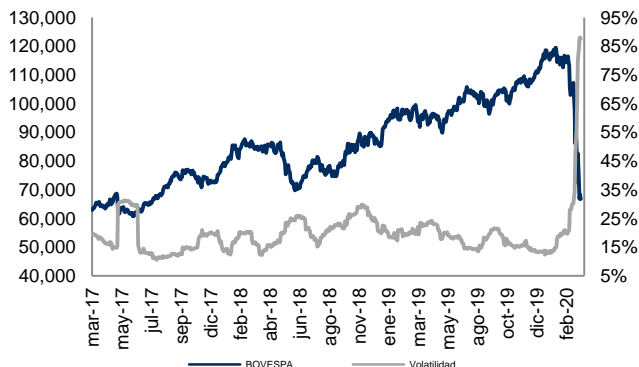
S&P-500 (EE.UU.) Cierre: 2,304.92 Volat: 60.5%



NASDAQ (EE.UU.) Cierre: 6,879.52 Volat: 60.7%



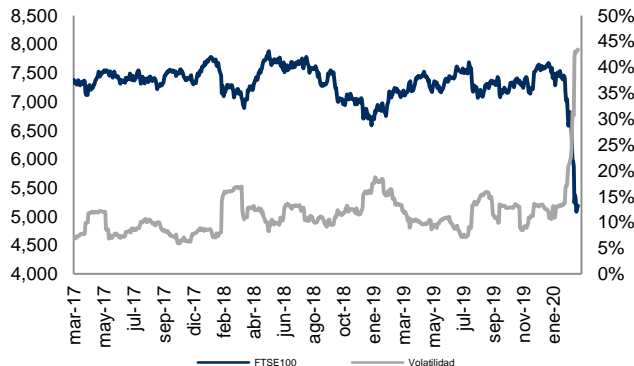
BOVESPA (Sao Paulo) Cierre: 66,773.00 Volat: 87.6%



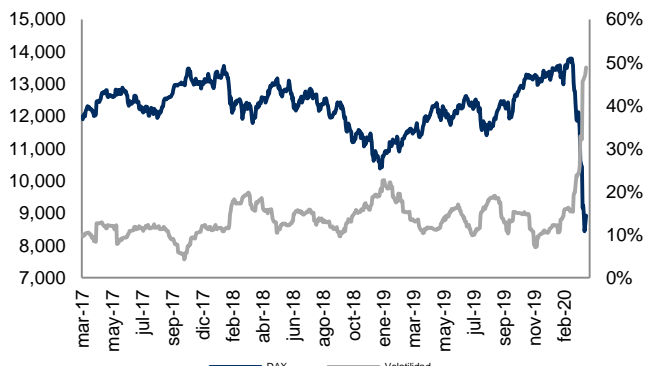
MERVAL (Buenos Aires) Cierre: 23,890.35 Volat: 78.3%



FTSE-100 (Londres) Cierre: 5,190.78 Volat: 43.4%



DAX (Frankfurt) Cierre: 8,928.95 Volat: 48.8%



NIKKEI-225 (Tokio) Cierre: 16,552.83 Volat: 31.5%



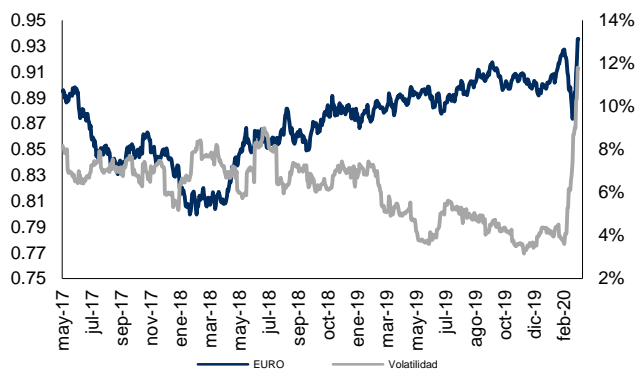
Índice	Rend. 7d	Rend. 30d	Rend. Año
S&P-500	-14.98%	-31.93%	-28.66%
NASDAQ	-12.64%	-29.92%	-23.33%
BOVESPA	-24.02%	-50.91%	-54.46%
MERVAL	-17.10%	-39.55%	-45.83%
FTSE100	-11.62%	-38.11%	-40.33%
DAX	-7.55%	-35.93%	-35.76%
NIKK225	-10.24%	-28.84%	-31.32%
IPC	-17.97%	-41.04%	-37.99%
DJI	-17.30%	-34.67%	-32.81%
CAC40	-6.02%	-34.45%	-35.44%
HANGSENG	-4.91%	-17.41%	-18.78%
TSE300	-17.07%	-39.77%	-37.84%
IBEX	-7.09%	-36.78%	-35.68%

Cifras al 20 de marzo de 2020. Índices en USD.

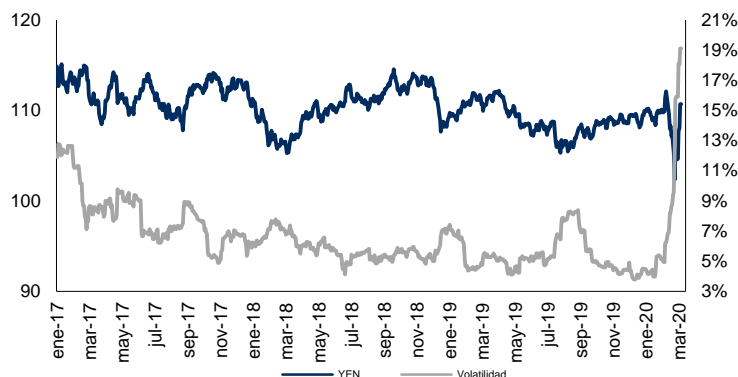


Monitor de Divisas

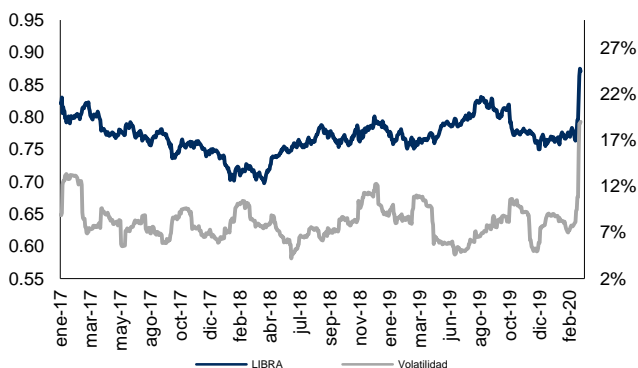
Euro (€) Cierre: 0.94 Volat: 11.8%



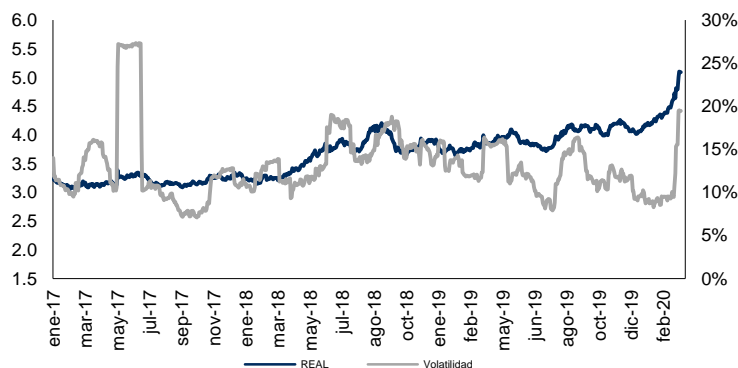
Yen Japonés (¥) Cierre: 110.69 Volat: 19.1%



Libra Esterlina (£) Cierre: 0.87 Volat: 19.0%



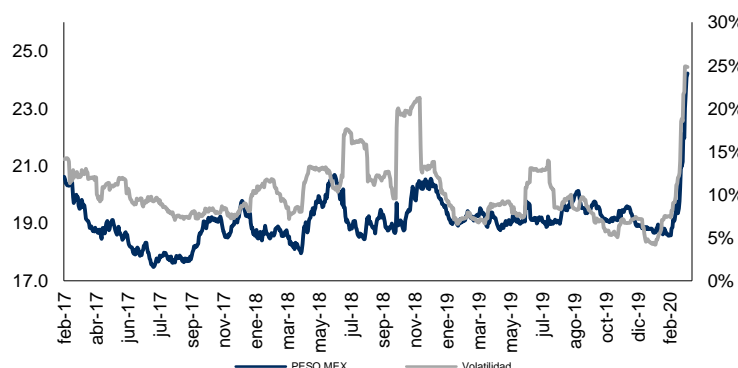
Real Brasileño Cierre: 5.10 Volat: 19.5%



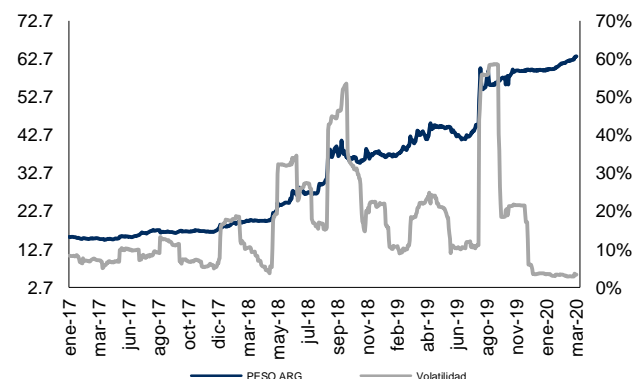
Dólar Canadiense Cierre: 1.45 Volat: 10.6%



Peso Mexicano Cierre: 24.23 Volat: 24.8%



Peso Argentino Cierre: 63.35 Volat: 3.3%



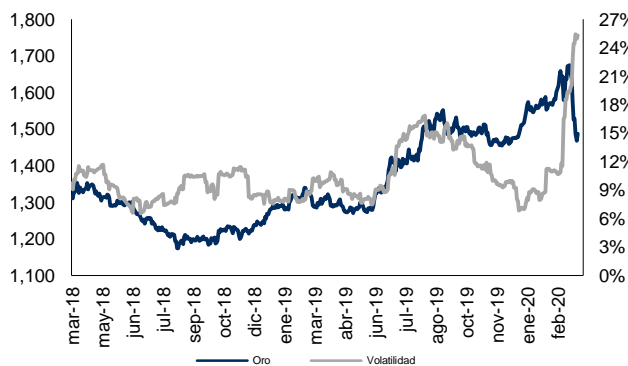
Moneda	Ultimo	7d	30d	Acumulado
Euro	0.94	-4.41%	-1.06%	-4.67%
Yen	110.69	-5.47%	0.60%	-1.85%
Libra	0.87	-8.64%	-11.09%	-13.29%
Real	5.10	-5.98%	-14.34%	-21.13%
Dólar Can	1.45	-4.02%	-8.90%	-10.51%
Peso Mex	24.23	-9.32%	-23.30%	-22.17%
Peso Arg	63.35	-1.28%	-2.87%	-5.52%

Cifras al 20 de marzo de 2020. Cotizaciones con respecto al USD.

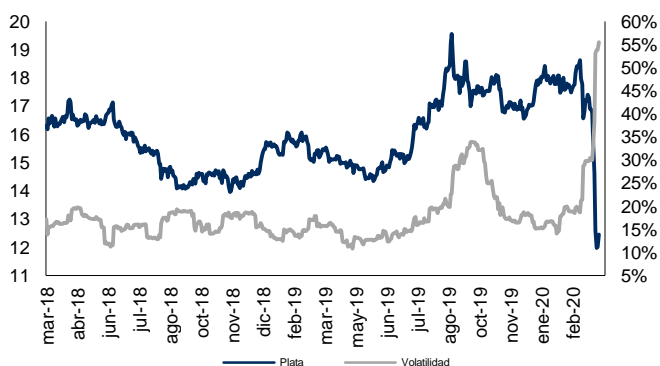


Monitor de Metales y Otros Commodities

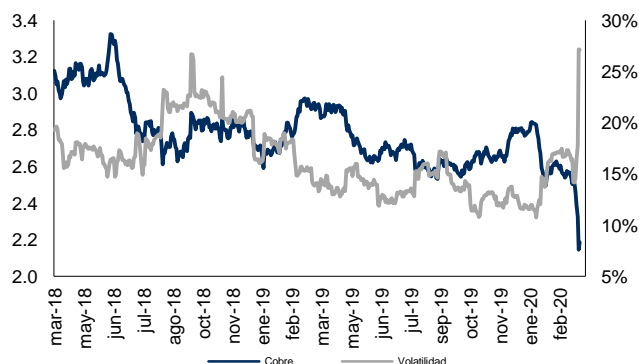
Oro (USD / T. Oz.) Cierre: 1,487.393 Volat: 25.3%



Plata (USD / T. Oz.) Cierre: 12.454 Volat: 55.5%



Cobre (USD / libra) Cierre: 2.186 Volat: 27.1%



Zinc (USD / libra) Cierre: 0.833 Volat: 21.6%



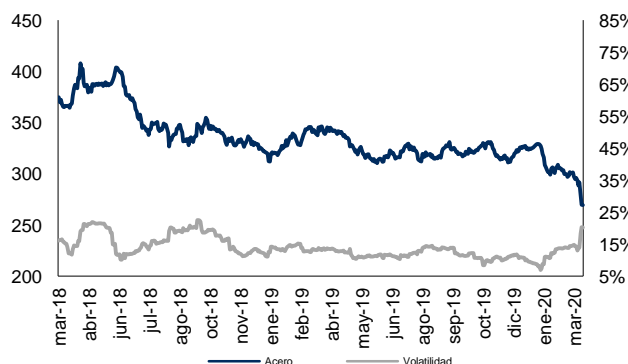
Plomo (USD / libra) Cierre: 0.731 Volat: 35.2%



WTI (USD / barril) Cierre: 19.53 Volat: 146.0%



Acero (Indice) Cierre: 266.630 Volat: 19.3%



Metal	Ultimo	7d	30d	Acumulado
Oro	1487.39	-2.49%	-7.68%	-1.97%
Plata	12.45	-14.76%	-32.35%	-30.19%
Cobre	2.19	-11.14%	-16.11%	-22.20%
Plomo	0.73	-9.28%	-18.01%	-16.51%
Zinc	0.83	-4.56%	-13.80%	-20.55%
WTI	19.53	-38.53%	-63.40%	-68.07%
Acero	266.63	-8.60%	-12.60%	-17.76%

