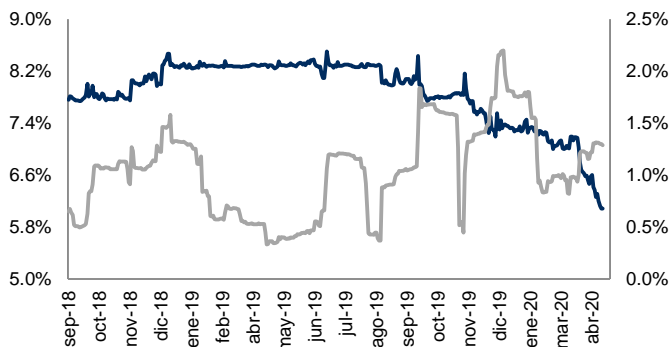
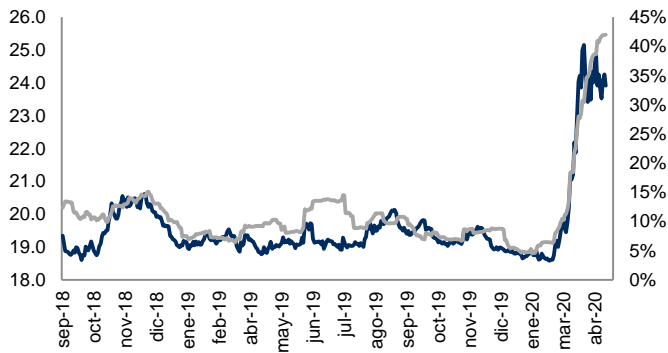


Monitor de Mercados Financieros

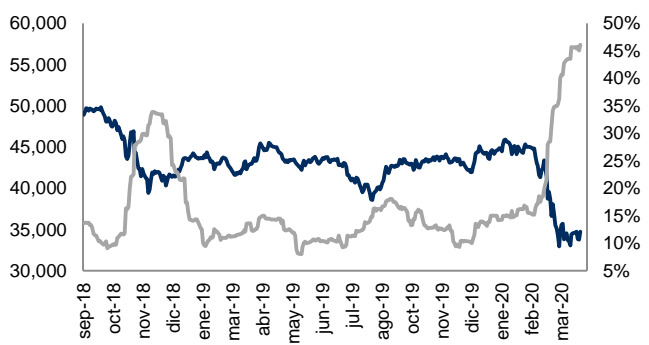
ABs y Volatilidad Cierre: 6.1% Volat: 1.3%



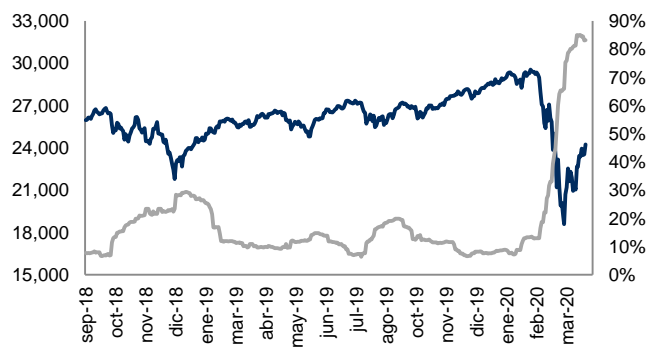
Tipo Cambio y Volatilidad Cierre: 23.9150 Volat: 42.0%



IPC y Volatilidad Cierre: 34,743.10 Volat: 46.1%



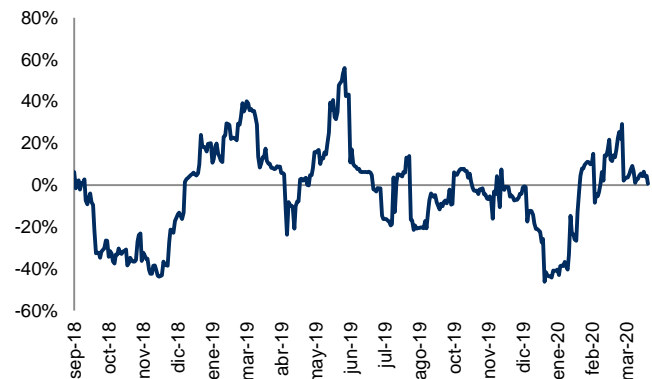
DJI y Volatilidad Cierre: 24,242.49 Volat: 83.3%



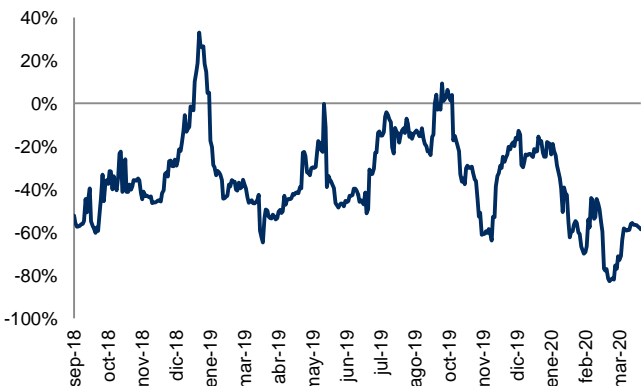
Correlación entre IPC y DJI Correl: 90.1%



Correlación entre Tipo Cambio y ABs Correl: 0.6%



Correlación entre IPC y Tipo Cambio Correl: -58.6%

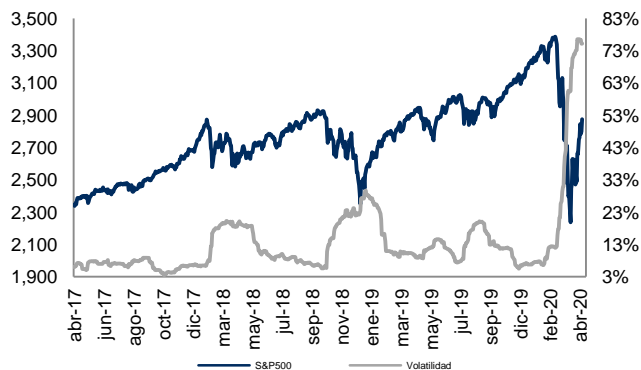


Correlación entre IPC y Abs Correl: -14.8%

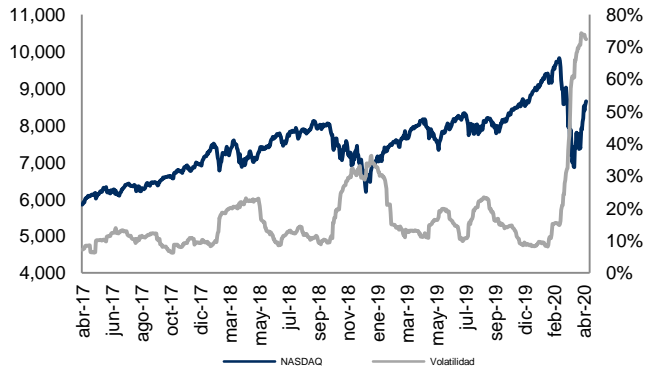


Monitor de Mercados

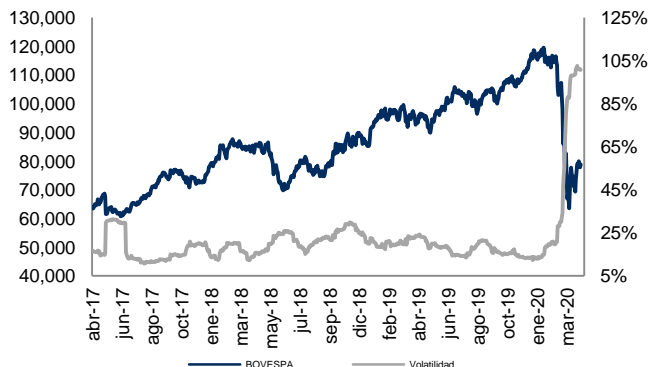
S&P-500 (EE.UU.) Cierre: 2,874.56 Volat: 75.2%



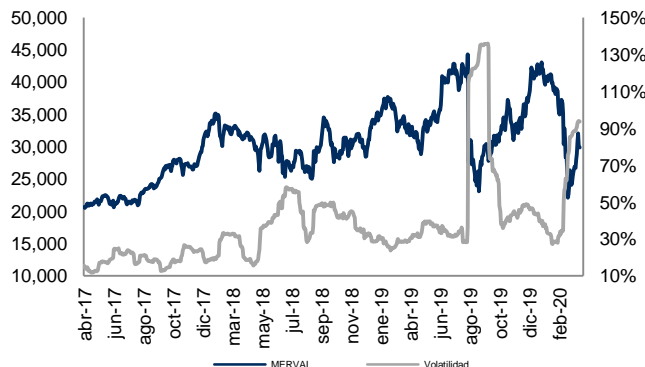
NASDAQ (EE.UU.) Cierre: 8,650.14 Volat: 72.3%



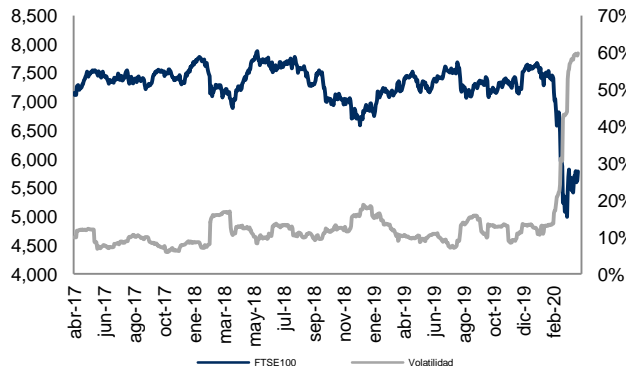
BOVESPA (Sao Paulo) Cierre: 78,807.24 Volat: 100.7%



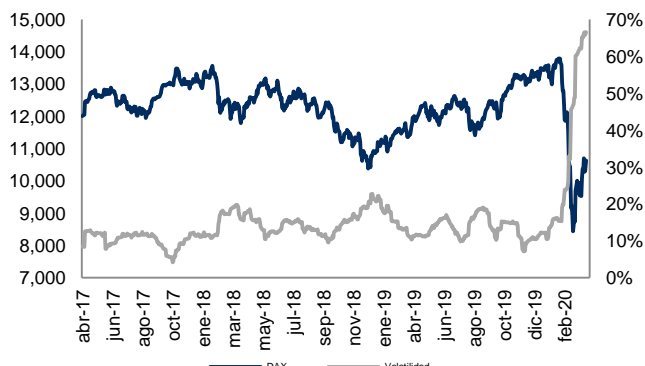
MERVAL (Buenos Aires) Cierre: 29,883.27 Volat: 93.7%



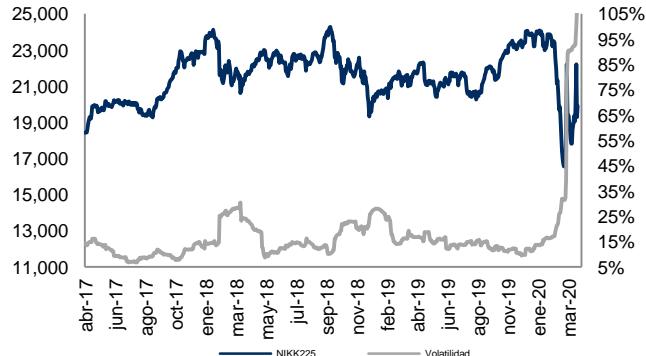
FTSE-100 (Londres) Cierre: 5,786.96 Volat: 59.7%



DAX (Frankfurt) Cierre: 10,625.78 Volat: 66.5%



NIKKEI-225 (Tokio) Cierre: 19,897.26 Volat: 107.0%



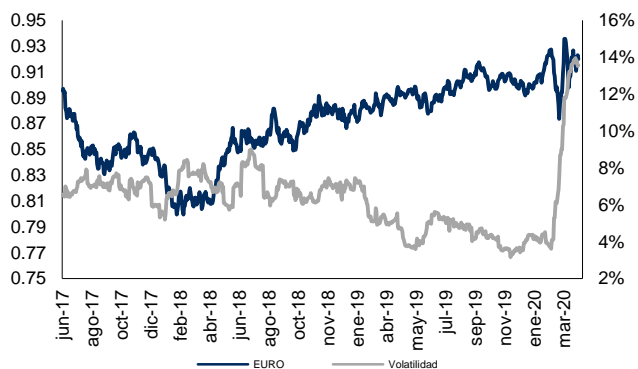
Índice	Rend. 7d	Rend. 30d	Rend. Año
S&P-500	4.53%	19.87%	-11.03%
NASDAQ	6.91%	23.75%	-3.59%
BOVESPA	-2.12%	14.65%	-33.68%
MERVAL	5.31%	32.39%	-29.83%
FTSE100	2.98%	14.34%	-22.98%
DAX	3.01%	22.88%	-21.71%
NIKK225	4.05%	19.35%	-15.61%
IPC	2.43%	-3.02%	-20.86%
DJI	3.45%	21.83%	-15.05%
CAC40	1.44%	16.97%	-26.53%
HANGSENG	1.73%	9.39%	-13.50%
TSE300	3.28%	22.26%	-16.01%
IBEX	-0.92%	6.97%	-29.71%

Cifras al 17 de abril de 2020. Índices en USD.

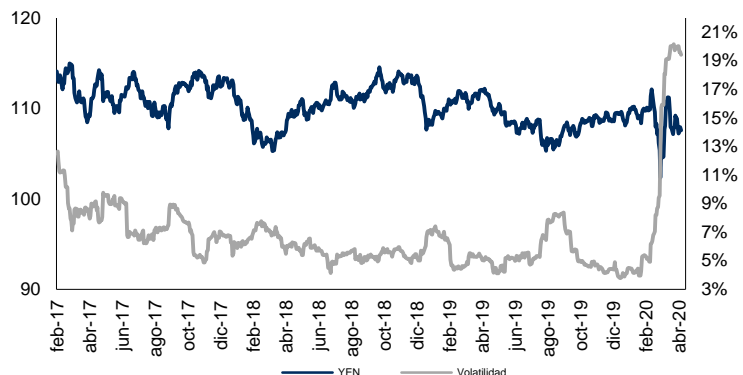


Monitor de Divisas

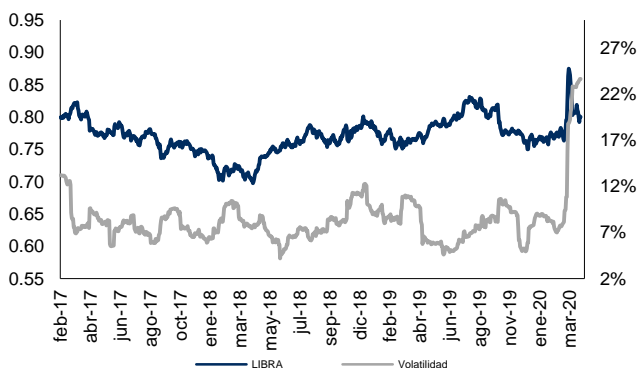
Euro (€) Cierre: 0.92 Volat: 13.5%



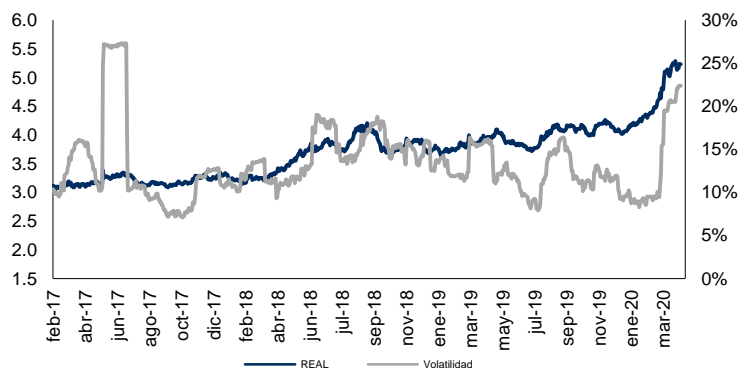
Yen Japonés (¥) Cierre: 107.57 Volat: 19.4%



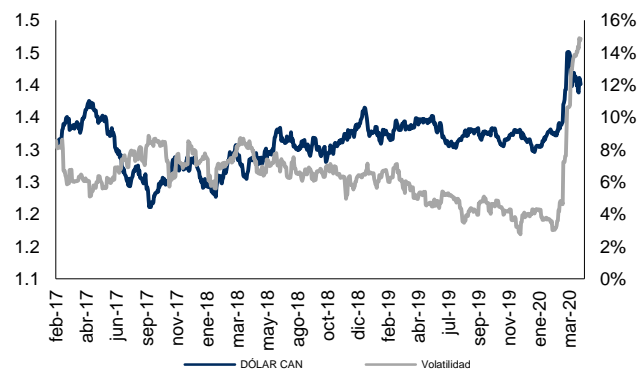
Libra Esterlina (£) Cierre: 0.80 Volat: 23.6%



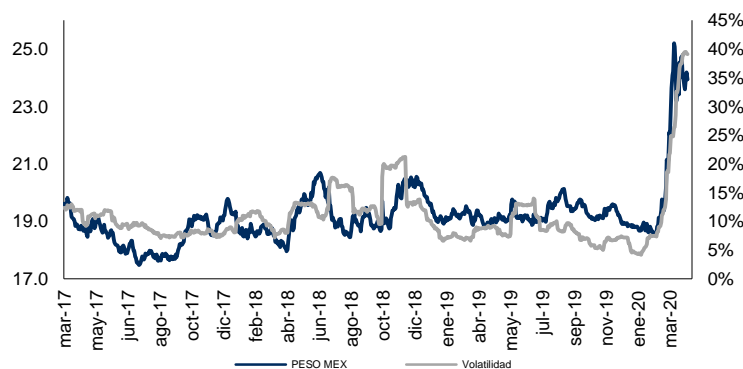
Real Brasileño Cierre: 5.23 Volat: 22.4%



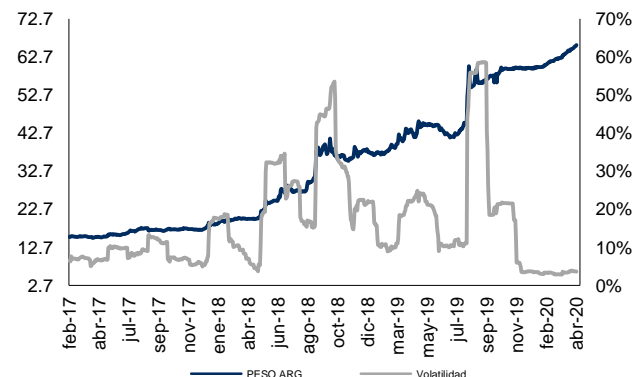
Dólar Canadiense Cierre: 1.40 Volat: 14.9%



Peso Mexicano Cierre: 23.95 Volat: 39.1%



Peso Argentino Cierre: 65.80 Volat: 3.6%



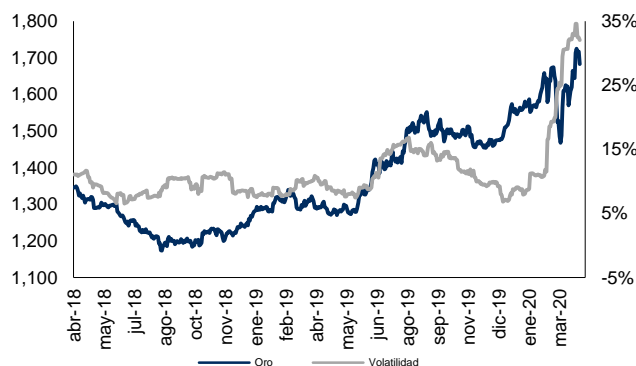
Moneda	Ultimo	7d	30d	Acumulado
Euro	0.92	0.18%	-0.38%	-3.06%
Yen	107.57	1.21%	0.46%	0.99%
Libra	0.80	1.03%	7.92%	-5.61%
Real	5.23	-2.00%	-2.45%	-23.22%
Dólar Can	1.40	0.16%	3.51%	-7.32%
Peso Mex	23.95	0.23%	-1.25%	-21.26%
Peso Arg	65.80	-1.26%	-4.04%	-9.02%

Cifras al 17 de abril de 2020. Cotizaciones con respecto al USD.



Monitor de Metales y Otros Commodities

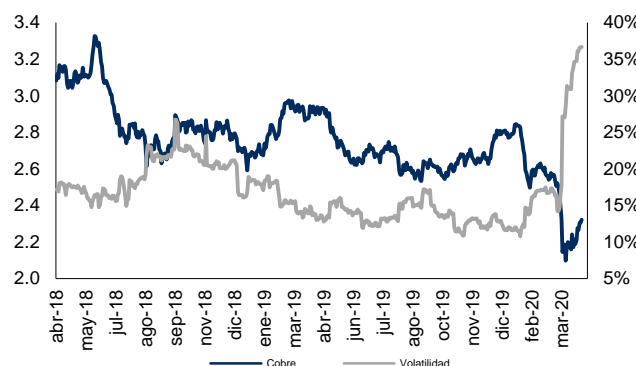
Oro (USD / T. Oz.) Cierre: 1,683.658 Volat: 32.1%



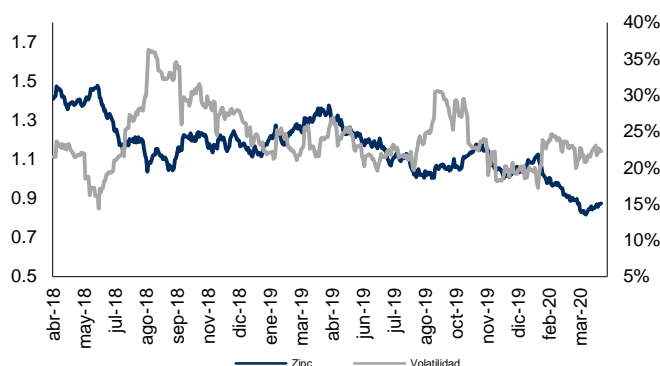
Plata (USD / T. Oz.) Cierre: 15.148 Volat: 64.1%



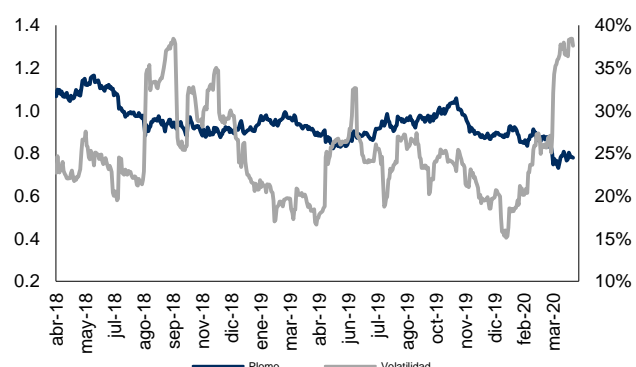
Cobre (USD / libra) Cierre: 2.322 Volat: 36.6%



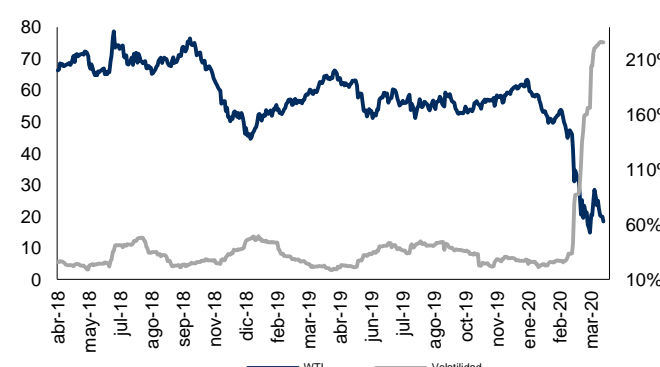
Zinc (USD / libra) Cierre: 0.874 Volat: 22.3%



Plomo (USD / libra) Cierre: 0.759 Volat: 37.6%



WTI (USD / barril) Cierre: 18.36 Volat: 226.2%



Acero (Indice) Cierre: 273.779 Volat: 23.5%



Metal	Ultimo	7d	30d	Acumulado
Oro	1683.66	2.35%	13.30%	10.96%
Plata	15.15	1.41%	26.44%	-15.09%
Cobre	2.32	1.98%	-0.20%	-17.39%
Plomo	0.76	-2.97%	4.43%	-13.29%
Zinc	0.87	0.61%	3.96%	-16.65%
WTI	18.36	-26.62%	-10.57%	-69.98%
Acero	273.78	3.36%	1.50%	-15.55%

