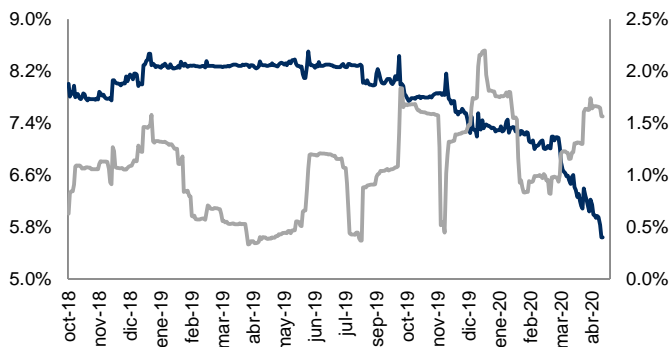
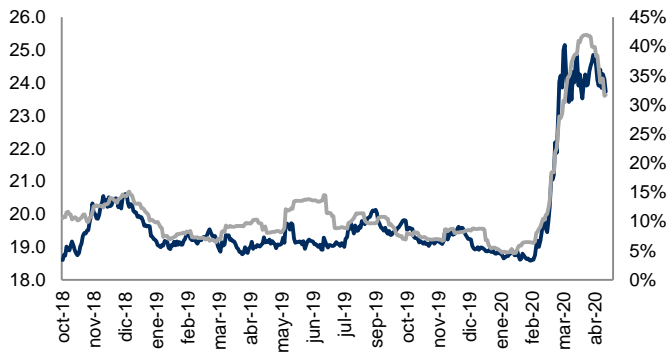


Monitor de Mercados Financieros

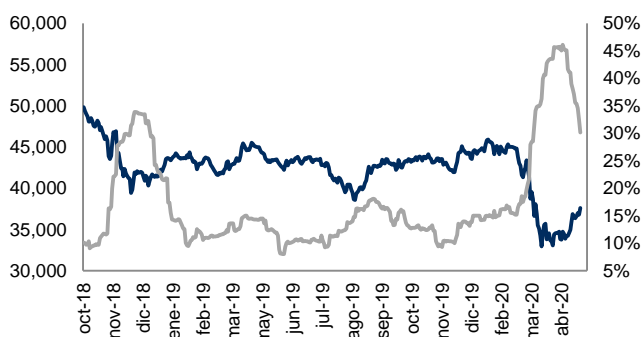
ABs y Volatilidad Cierre: 5.6% Volat: 1.6%



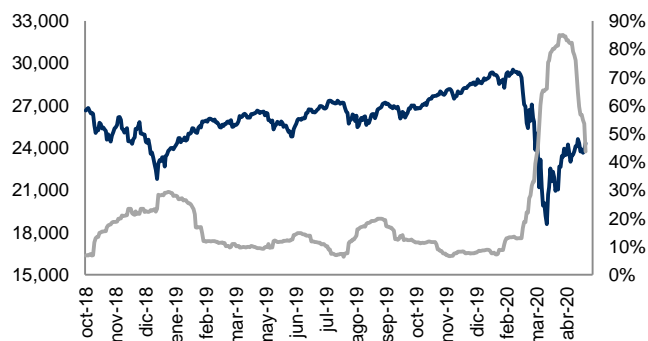
Tipo Cambio y Volatilidad Cierre: 23.7300 Volat: 31.7%



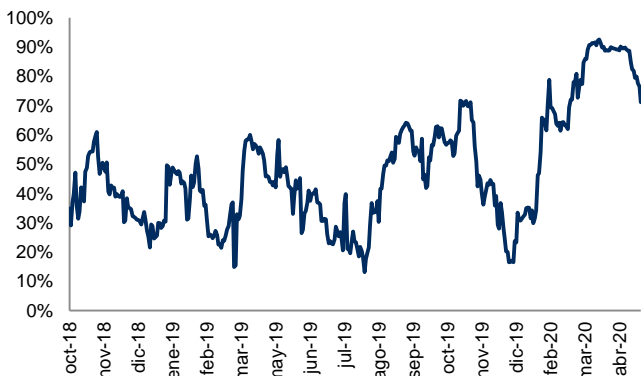
IPC y Volatilidad Cierre: 37,623.68 Volat: 30.2%



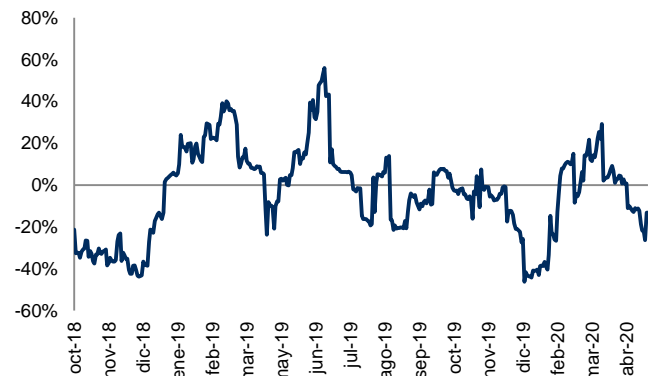
DJI y Volatilidad Cierre: 24,331.32 Volat: 43.8%



Correlación entre IPC y DJI Correl: 71.1%



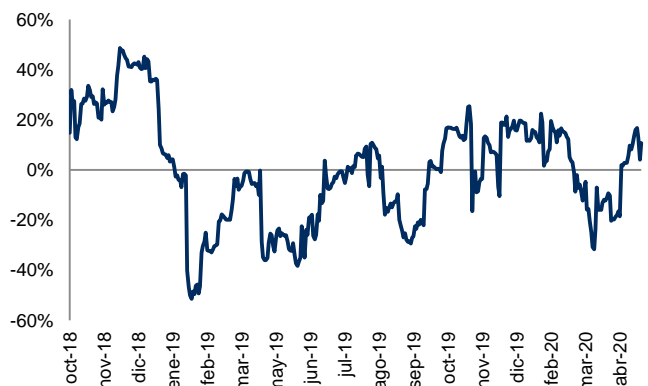
Correlación entre Tipo Cambio y ABs Correl: -13.2%



Correlación entre IPC y Tipo Cambio Correl: -34.2%

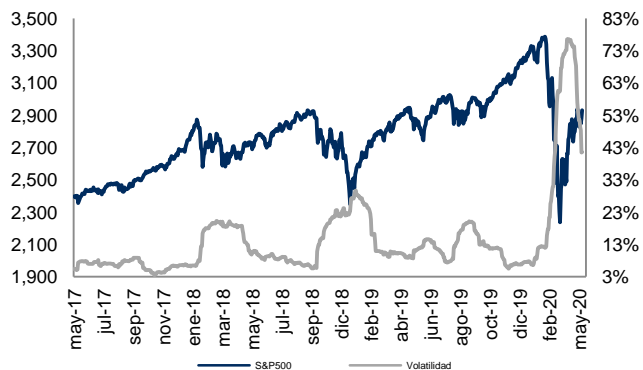


Correlación entre IPC y Abs Correl: 10.7%

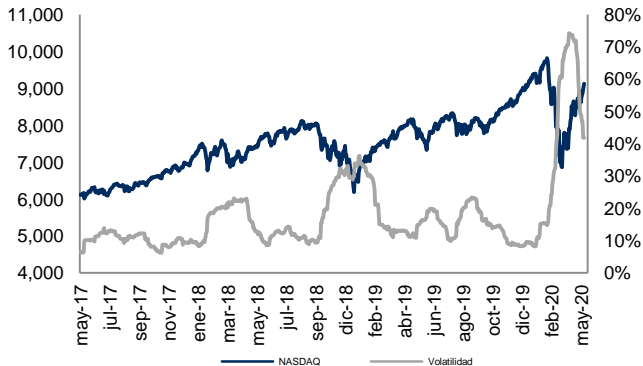


Monitor de Mercados

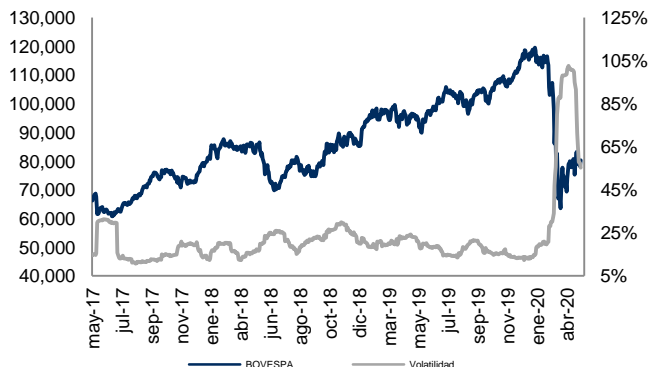
S&P-500 (EE.UU.) Cierre: 2,929.80 Volat: 41.5%



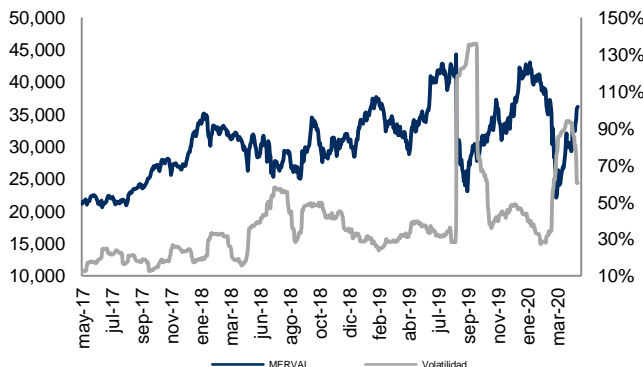
NASDAQ (EE.UU.) Cierre: 9,121.32 Volat: 41.8%



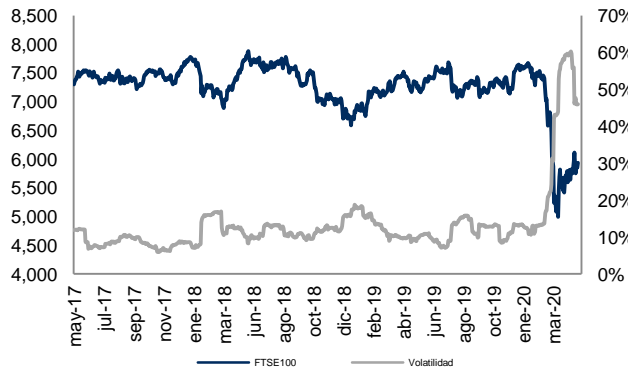
BOVESPA (Sao Paulo) Cierre: 80,263.35 Volat: 55.3%



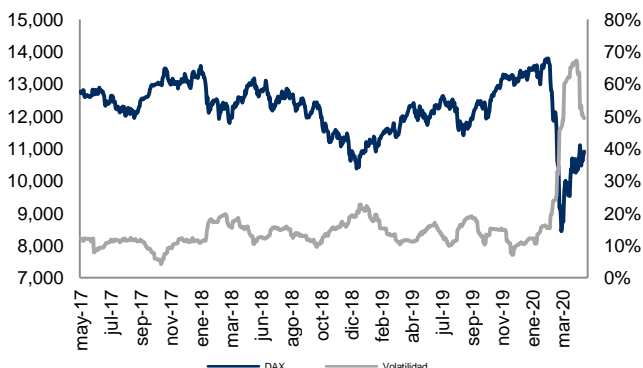
MERVAL (Buenos Aires) Cierre: 36,183.90 Volat: 60.3%



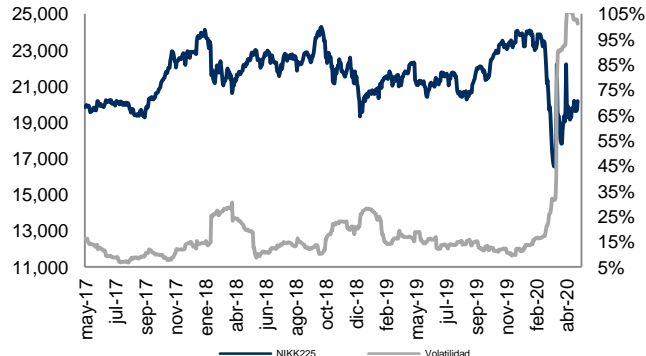
FTSE-100 (Londres) Cierre: 5,935.98 Volat: 46.0%



DAX (Frankfurt) Cierre: 10,904.48 Volat: 49.3%



NIKKEI-225 (Tokio) Cierre: 20,179.09 Volat: 101.1%



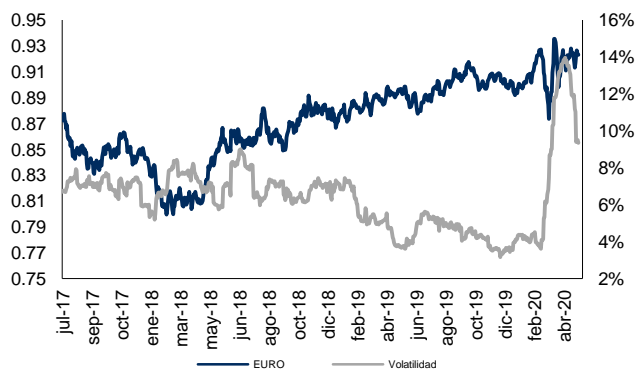
Índice	Rend. 7d	Rend. 30d	Rend. Año
S&P-500	3.50%	6.54%	-9.32%
NASDAQ	6.00%	12.74%	1.66%
BOVESPA	-5.14%	-9.06%	-38.38%
MERVAL	9.69%	24.72%	-16.90%
FTSE100	-0.92%	4.80%	-21.61%
DAX	-0.68%	5.36%	-19.93%
NIKK225	0.38%	6.38%	-13.72%
IPC	4.88%	10.70%	-14.47%
DJI	2.56%	3.83%	-14.74%
CAC40	-1.56%	2.24%	-25.96%
HANGSENG	-1.67%	1.08%	-14.05%
TSE300	1.26%	8.32%	-11.91%
IBEX	-3.06%	-2.59%	-30.89%

Cifras al 08 de mayo de 2020. Índices en USD.

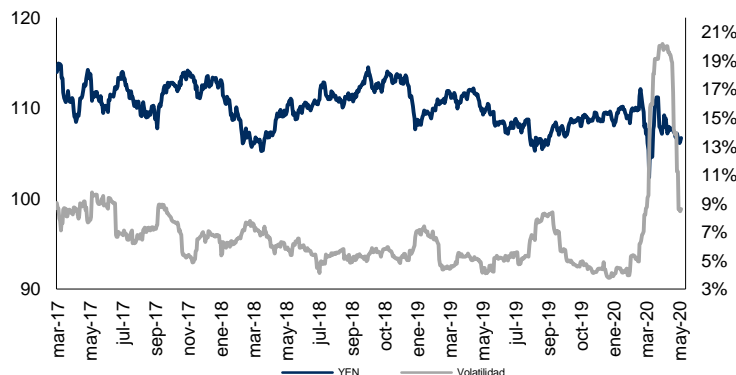


Monitor de Divisas

Euro (€) Cierre: 0.92 Volat: 9.3%



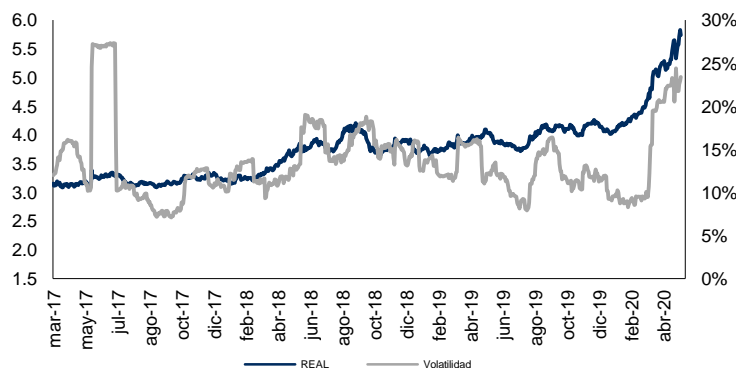
Yen Japonés (¥) Cierre: 106.71 Volat: 8.6%



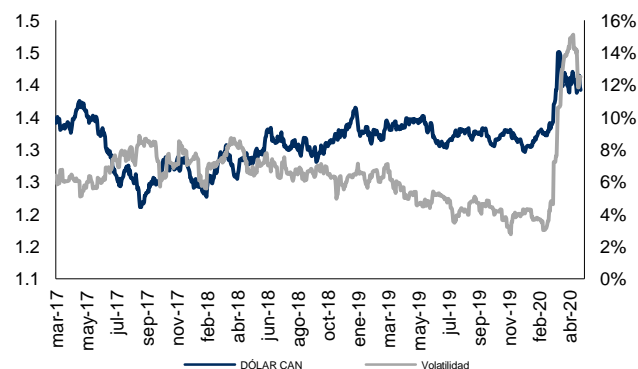
Libra Esterlina (£) Cierre: 0.81 Volat: 14.6%



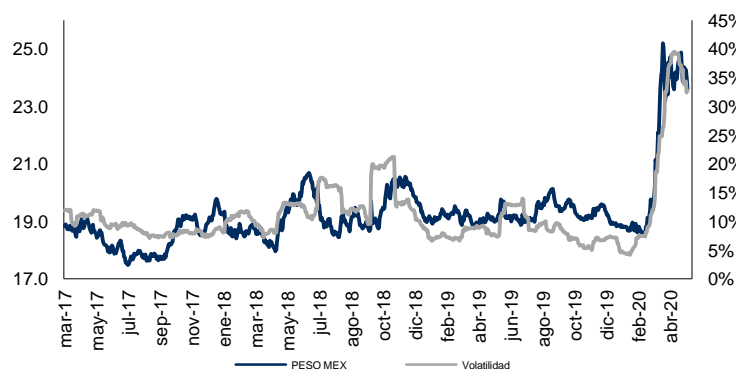
Real Brasileño Cierre: 5.74 Volat: 23.4%



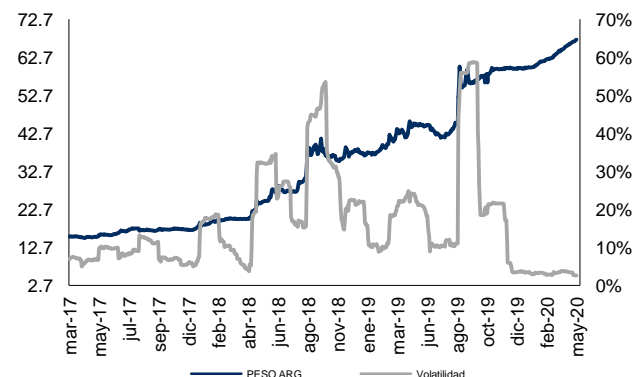
Dólar Canadiense Cierre: 1.39 Volat: 12.5%



Peso Mexicano Cierre: 23.60 Volat: 32.8%



Peso Argentino Cierre: 67.27 Volat: 2.6%



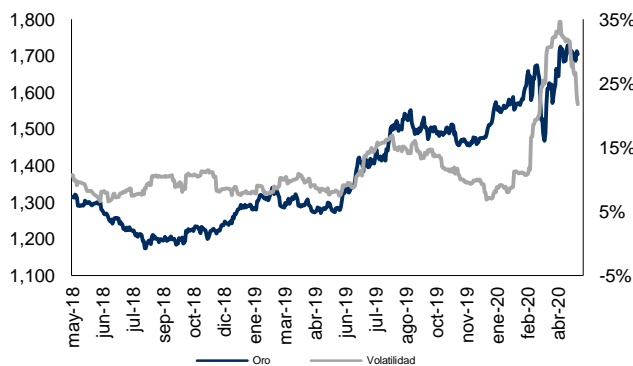
Moneda	Ultimo	7d	30d	Acumulado
Euro	0.92	-1.07%	-0.17%	-3.39%
Yen	106.71	0.45%	2.02%	1.81%
Libra	0.81	-1.50%	0.24%	-6.35%
Real	5.74	-4.75%	-10.59%	-29.96%
Dólar Can	1.39	0.00%	0.79%	-6.74%
Peso Mex	23.60	1.02%	1.69%	-20.11%
Peso Arg	67.27	-0.74%	-3.43%	-11.02%

Cifras al 08 de mayo de 2020. Cotizaciones con respecto al USD.



Monitor de Metales y Otros Commodities

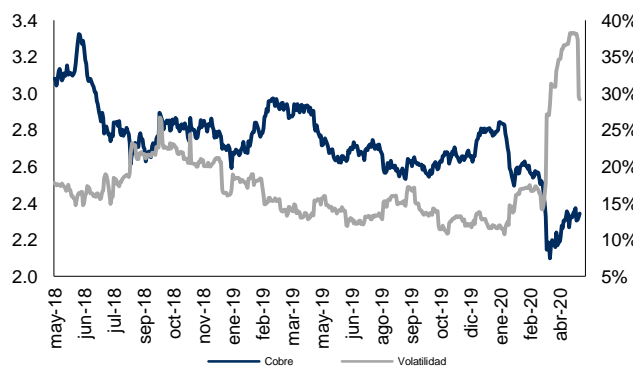
Oro (USD / T. Oz.) Cierre: 1,704.770 Volat: 21.7%



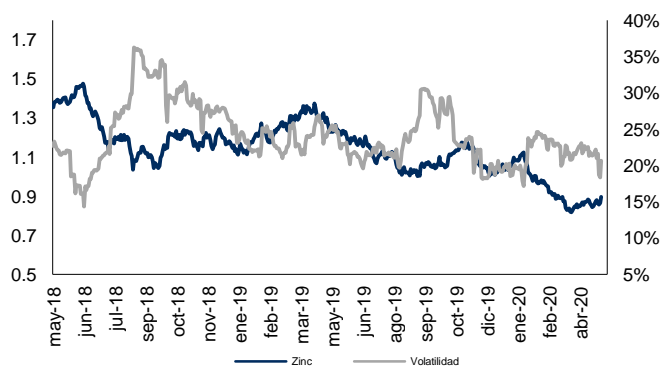
Plata (USD / T. Oz.) Cierre: 15.453 Volat: 28.4%



Cobre (USD / libra) Cierre: 2.344 Volat: 29.2%



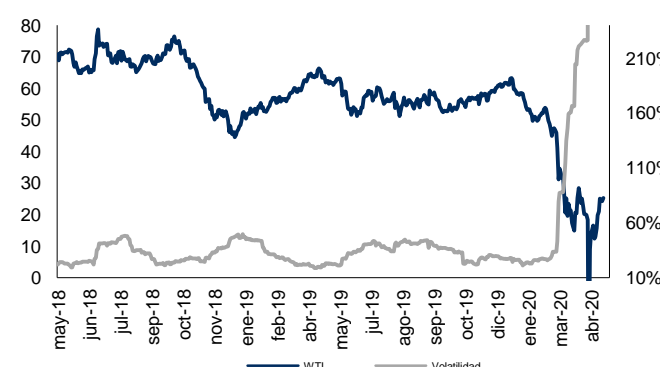
Zinc (USD / libra) Cierre: 0.896 Volat: 20.7%



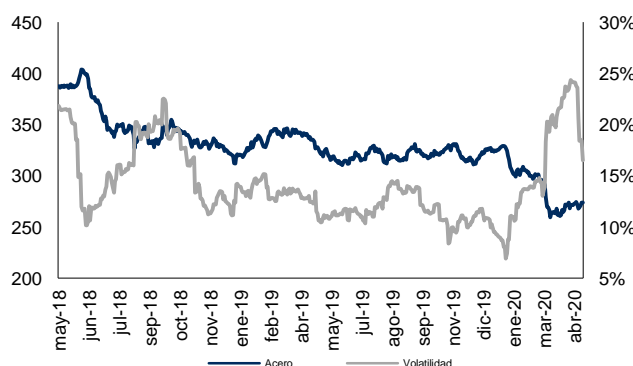
Plomo (USD / libra) Cierre: 0.729 Volat: 27.5%



WTI (USD / barril) Cierre: 25.23 Volat: 963.8%



Acero (Indice) Cierre: 273.828 Volat: 16.5%



Metal	Ultimo	7d	30d	Acumulado
Oro	1704.77	1.20%	3.63%	12.35%
Plata	15.45	3.40%	3.45%	-13.38%
Cobre	2.34	-1.25%	2.96%	-16.60%
Plomo	0.73	-0.96%	-6.78%	-16.69%
Zinc	0.90	1.88%	3.16%	-14.54%
WTI	25.23	27.88%	0.84%	-58.75%
Acero	273.83	0.84%	3.38%	-15.54%

