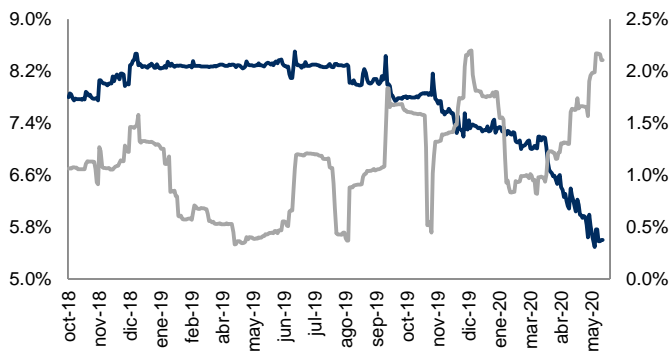


Monitor de Mercados Financieros

ABs y Volatilidad

Cierre: 5.6%

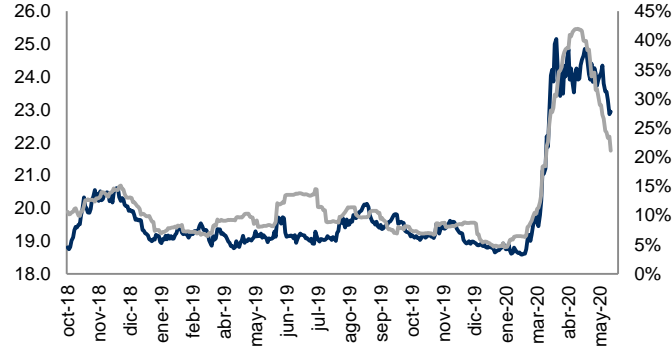
Volat: 2.1%



Tipo Cambio y Volatilidad

Cierre: 22.9440

Volat: 21.1%



IPC y Volatilidad

Cierre: 35,784.42

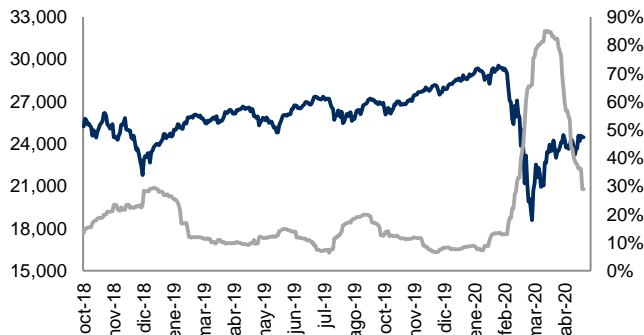
Volat: 26.9%



DJI y Volatilidad

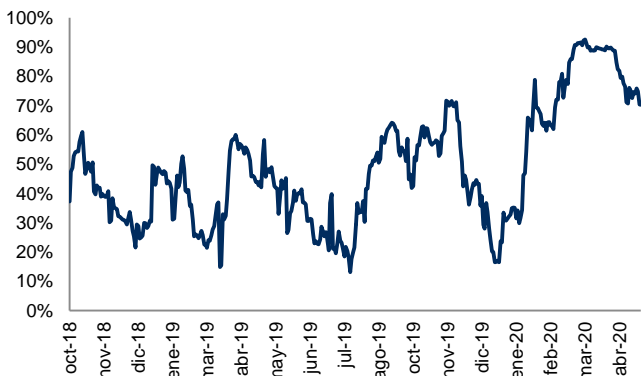
Cierre: 24,465.16

Volat: 29.0%



Correlación entre IPC y DJI

Correl: 70.2%



Correlación entre Tipo Cambio y ABs

Correl: -33.8%



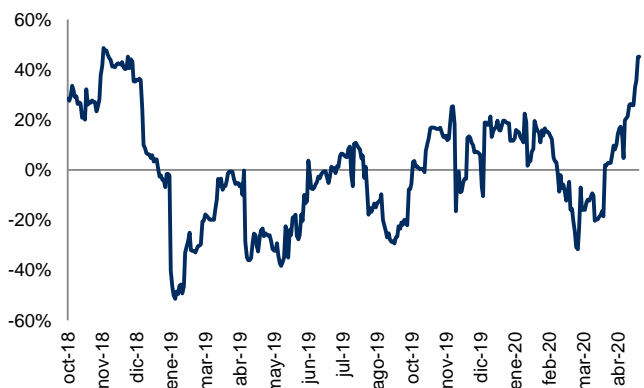
Correlación entre IPC y Tipo Cambio

Correl: -36.2%



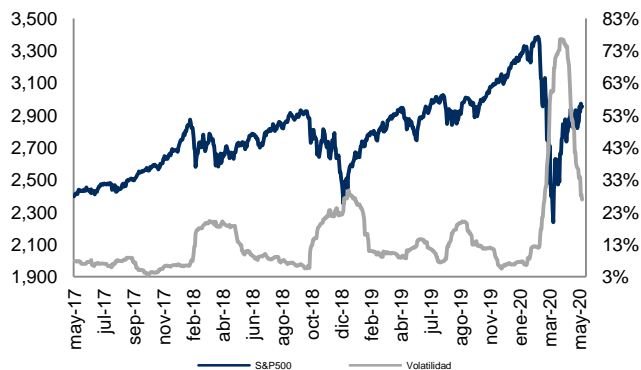
Correlación entre IPC y Abs

Correl: 45.2%

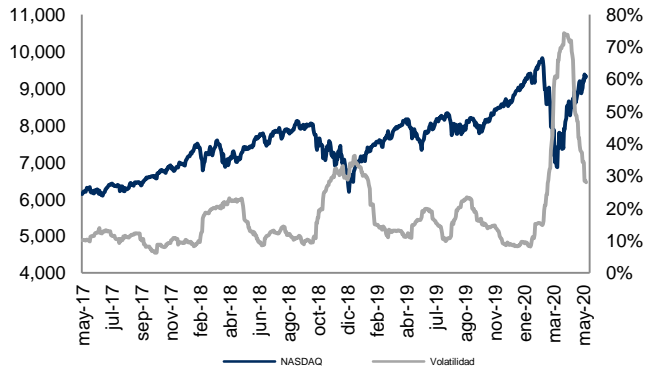


Monitor de Mercados

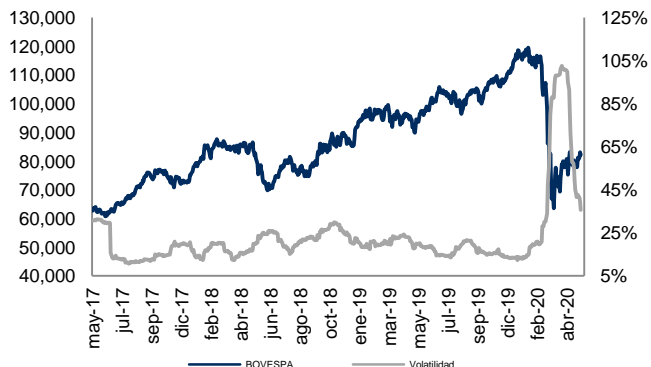
S&P-500 (EE.UU.) Cierre: 2,955.45 Volat: 26.9%



NASDAQ (EE.UU.) Cierre: 9,324.59 Volat: 28.1%



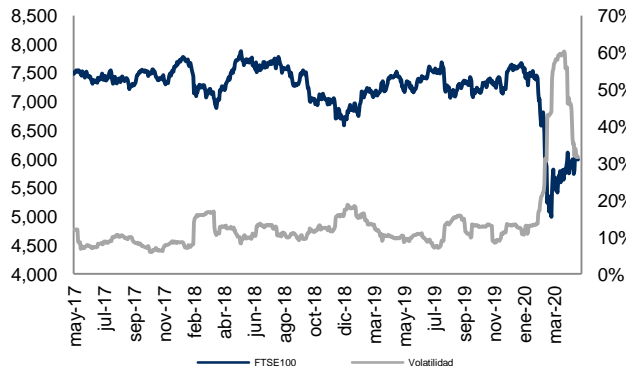
BOVESPA (Sao Paulo) Cierre: 82,166.37 Volat: 35.7%



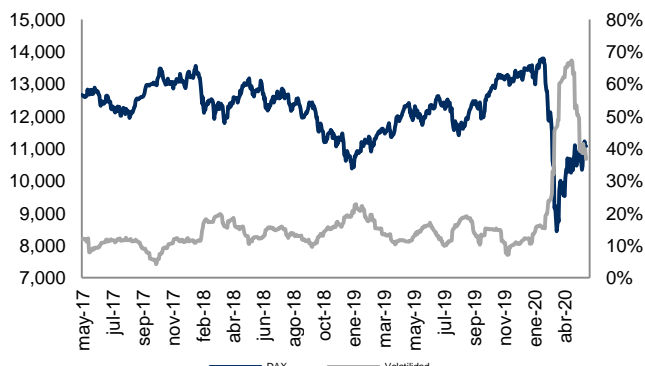
MERVAL (Buenos Aires) Cierre: 40,962.74 Volat: 53.4%



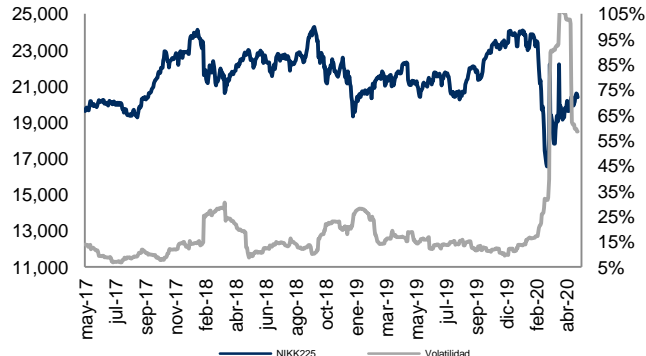
FTSE-100 (Londres) Cierre: 5,993.28 Volat: 31.6%



DAX (Frankfurt) Cierre: 11,073.87 Volat: 36.8%



NIKKEI-225 (Tokio) Cierre: 20,388.16 Volat: 58.4%



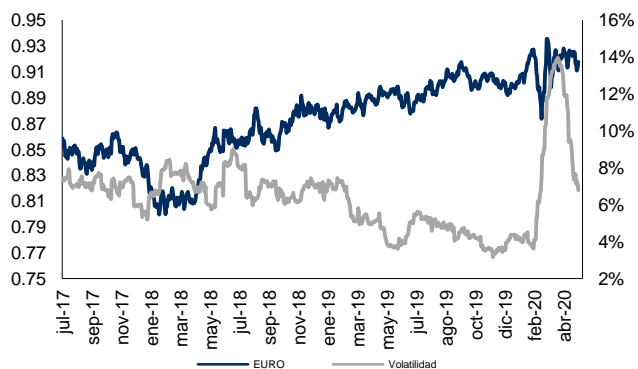
Índice	Rend. 7d	Rend. 30d	Rend. Año
S&P-500	3.20%	5.58%	-8.52%
NASDAQ	3.44%	9.76%	3.92%
BOVESPA	11.45%	0.33%	-34.67%
MERVAL	3.22%	30.19%	-7.17%
FTSE100	3.84%	2.49%	-22.36%
DAX	6.65%	7.08%	-18.20%
NIKK225	1.32%	6.65%	-13.55%
IPC	5.88%	12.56%	-15.15%
DJI	3.29%	4.21%	-14.27%
CAC40	4.72%	1.46%	-27.23%
HANGSENG	-3.72%	-4.13%	-18.72%
TSE300	2.75%	5.67%	-12.62%
IBEX	4.25%	0.38%	-31.36%

Cifras al 22 de mayo de 2020. Índices en USD.

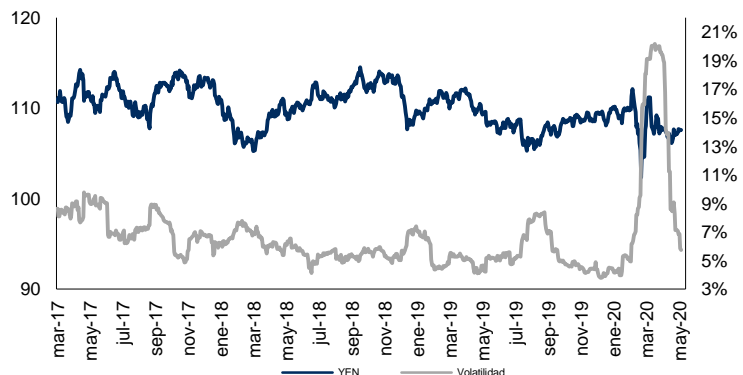


Monitor de Divisas

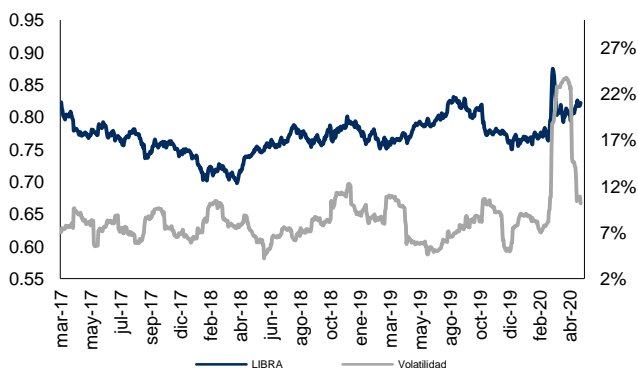
Euro (€) Cierre: 0.92 Volat: 6.8%



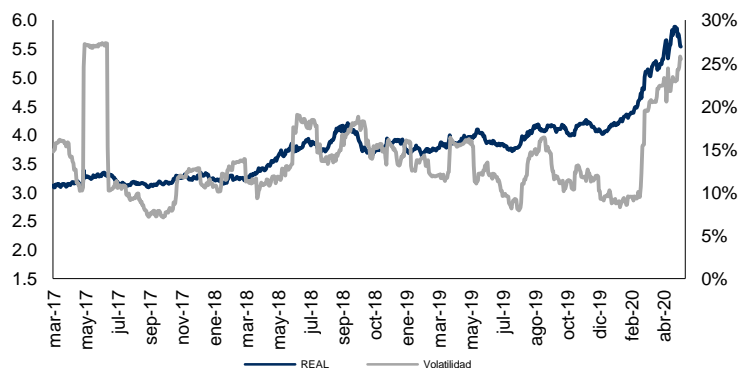
Yen Japonés (¥) Cierre: 107.60 Volat: 5.7%



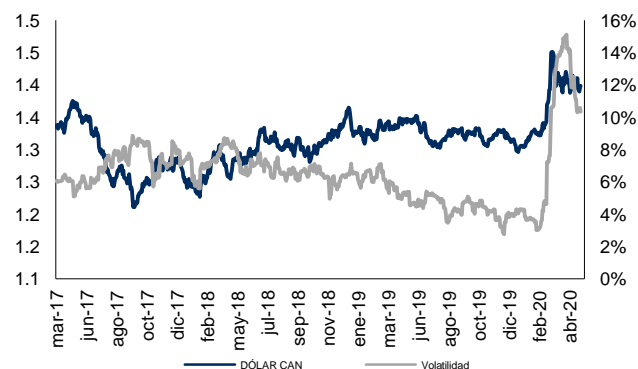
Libra Esterlina (£) Cierre: 0.82 Volat: 10.1%



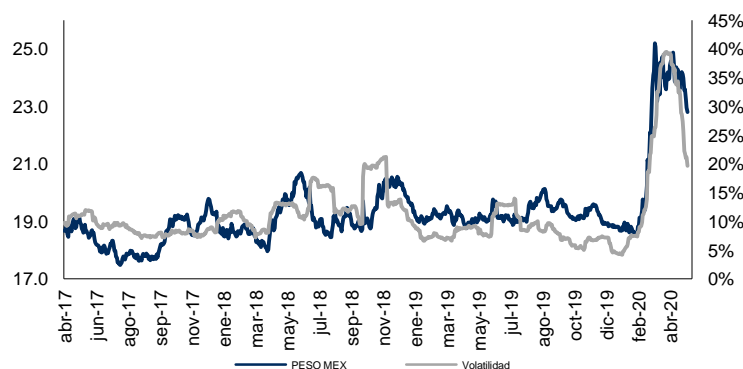
Real Brasileño Cierre: 5.54 Volat: 25.5%



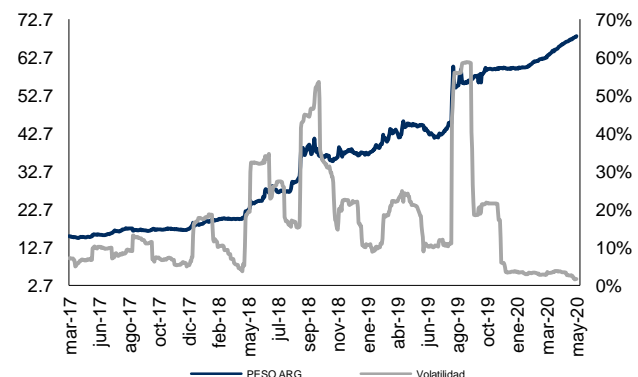
Dólar Canadiense Cierre: 1.40 Volat: 10.3%



Peso Mexicano Cierre: 22.81 Volat: 19.6%



Peso Argentino Cierre: 68.17 Volat: 1.7%



Moneda	Ultimo	7d	30d	Acumulado
Euro	0.92	0.79%	0.71%	-2.81%
Yen	107.60	-0.43%	0.11%	0.97%
Libra	0.82	0.49%	-1.32%	-8.12%
Real	5.54	5.72%	-1.48%	-27.45%
Dólar Can	1.40	0.86%	1.24%	-7.16%
Peso Mex	22.81	5.16%	7.76%	-17.32%
Peso Arg	68.17	-0.75%	-2.89%	-12.19%

Cifras al 22 de mayo de 2020. Cotizaciones con respecto al USD.



Monitor de Metales y Otros Commodities

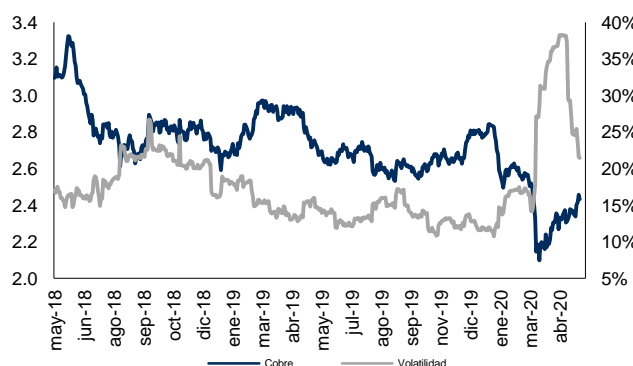
Oro (USD / T. Oz.) Cierre: 1,733.702 Volat: 17.9%



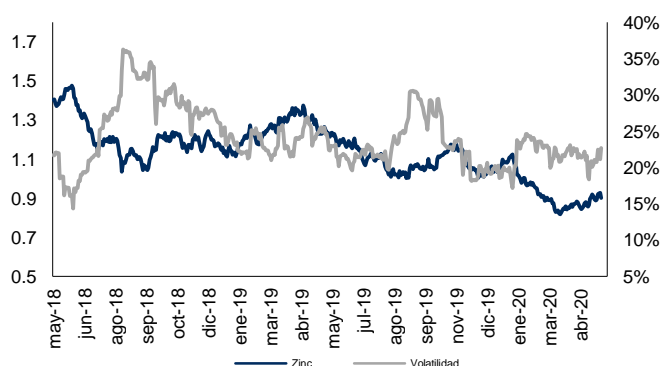
Plata (USD / T. Oz.) Cierre: 17.130 Volat: 28.6%



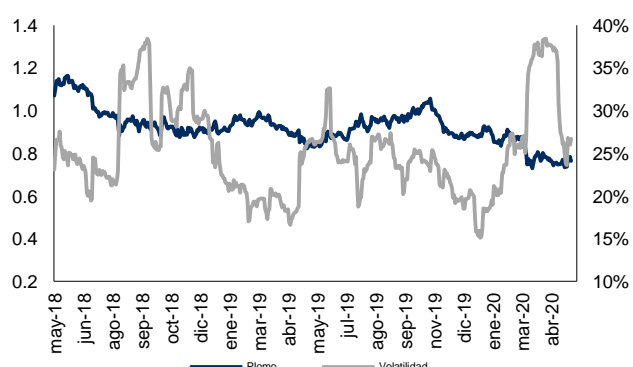
Cobre (USD / libra) Cierre: 2.433 Volat: 21.4%



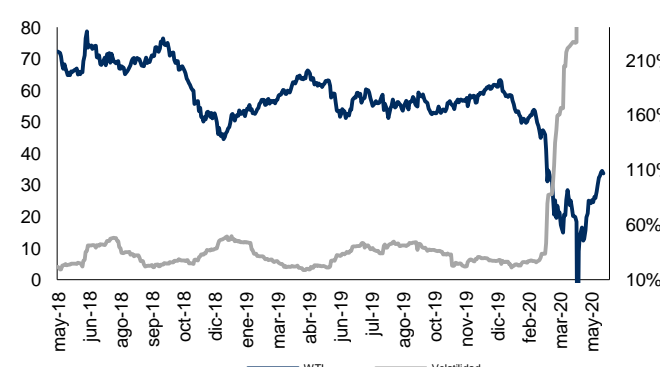
Zinc (USD / libra) Cierre: 0.902 Volat: 22.7%



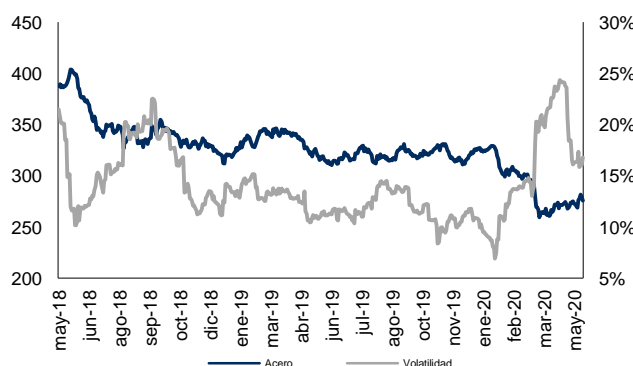
Plomo (USD / libra) Cierre: 0.744 Volat: 26.7%



WTI (USD / barril) Cierre: 33.64 Volat: 953.3%



Acero (Indice) Cierre: 275.599 Volat: 16.8%



Metal	Ultimo	7d	30d	Acumulado
Oro	1733.70	-0.45%	1.18%	14.26%
Plata	17.13	3.29%	13.03%	-3.98%
Cobre	2.43	3.67%	7.26%	-13.43%
Plomo	0.74	2.55%	-0.06%	-15.01%
Zinc	0.90	1.51%	4.48%	-14.03%
WTI	33.64	12.36%	145.73%	-45.00%
Acero	275.60	2.51%	1.55%	-14.99%

