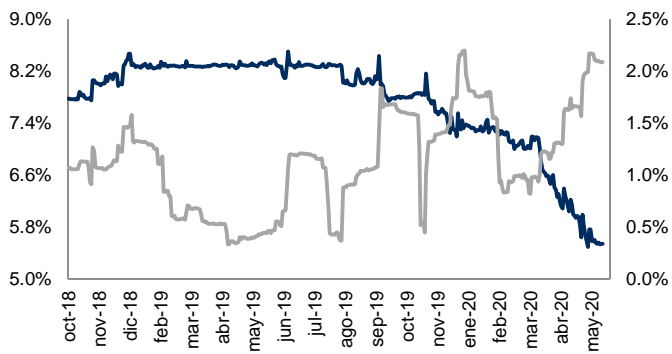


# Monitor de Mercados Financieros

## ABs y Volatilidad

Cierre: 5.5%

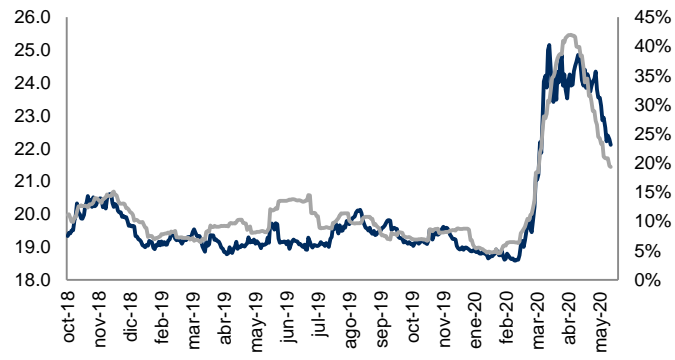
Volat: 2.1%



## Tipo Cambio y Volatilidad

Cierre: 22.1170

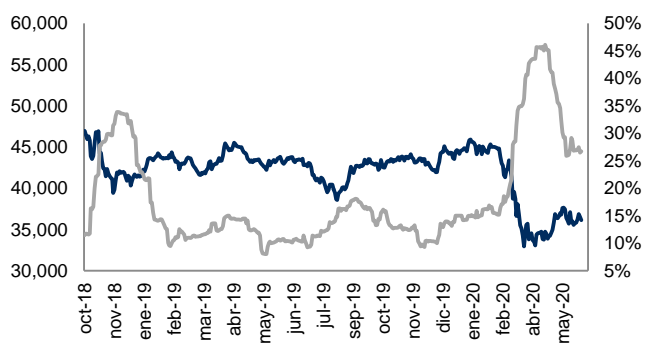
Volat: 19.3%



## IPC y Volatilidad

Cierre: 36,122.73

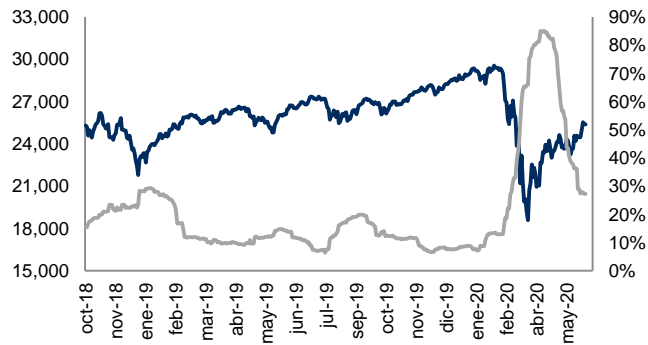
Volat: 26.7%



## DJI y Volatilidad

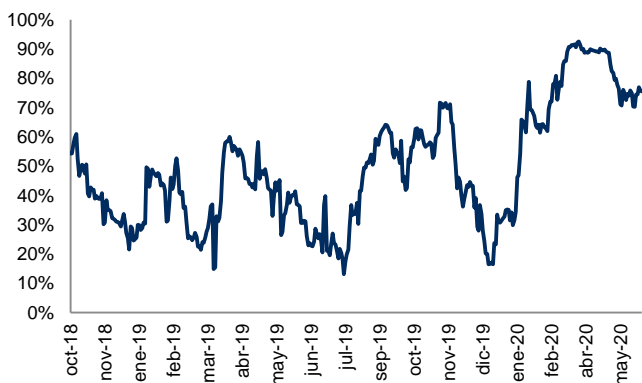
Cierre: 25,383.11

Volat: 27.3%



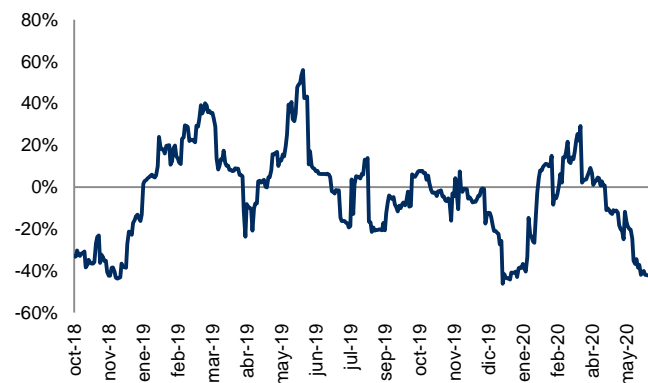
## Correlación entre IPC y DJI

Correl: 75.4%



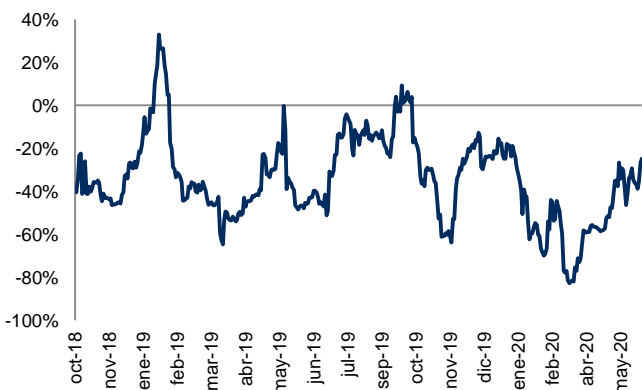
## Correlación entre Tipo Cambio y ABs

Correl: -42.2%



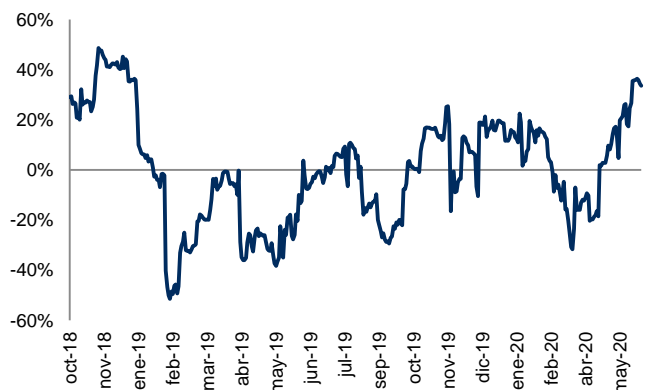
## Correlación entre IPC y Tipo Cambio

Correl: -24.9%



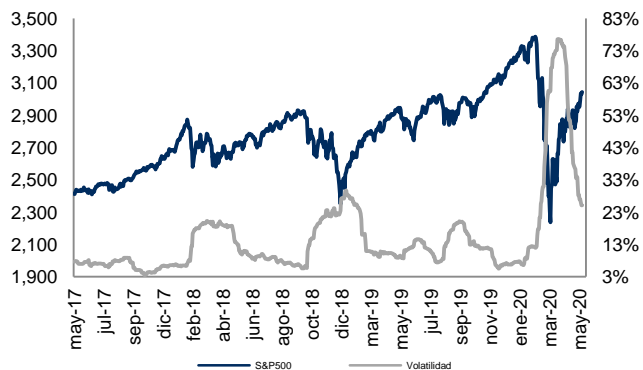
## Correlación entre IPC y Abs

Correl: 33.5%

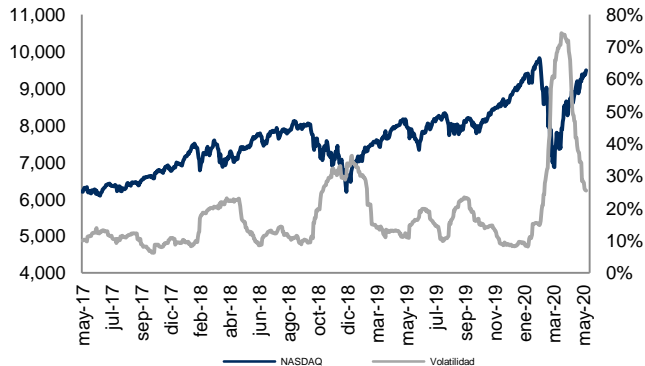


# Monitor de Mercados

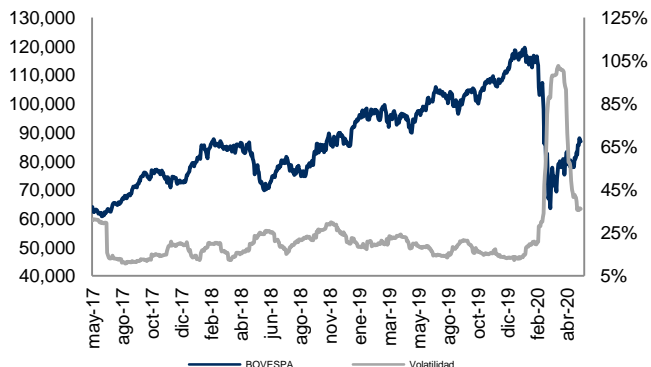
**S&P-500 (EE.UU.)** Cierre: 3,044.31 Volat: 25.1%



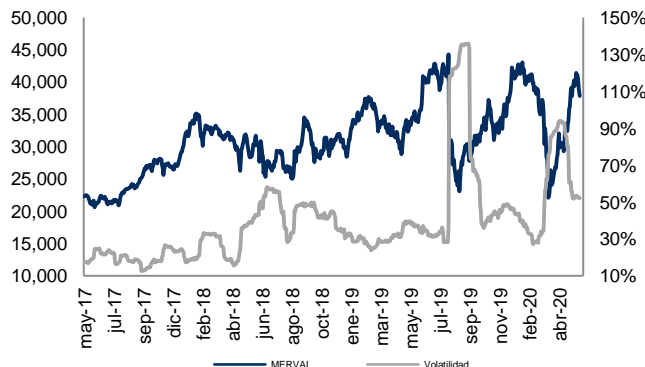
**NASDAQ (EE.UU.)** Cierre: 9,489.87 Volat: 25.5%



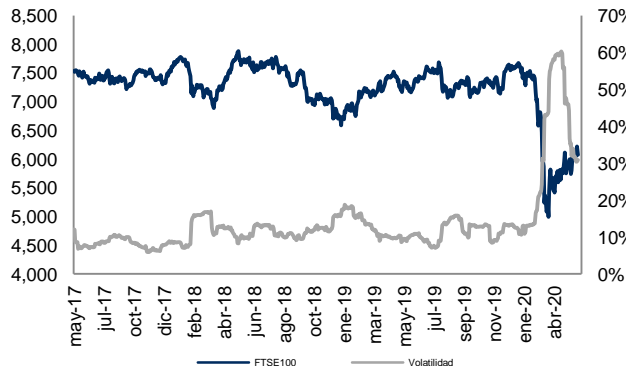
**BOVESPA (Sao Paulo)** Cierre: 86,847.41 Volat: 36.1%



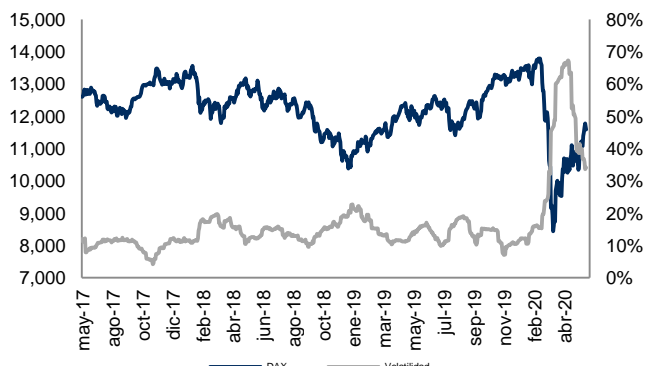
**MERVAL (Buenos Aires)** Cierre: 37,824.73 Volat: 52.2%



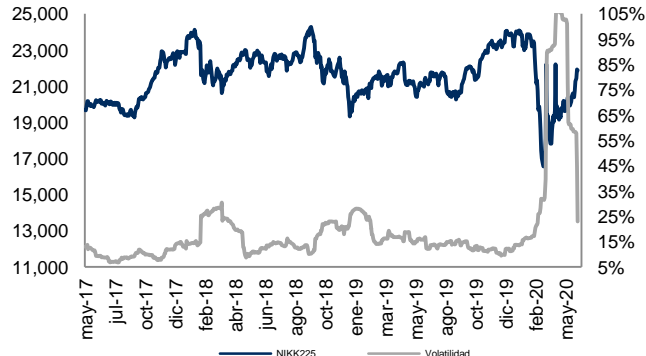
**FTSE-100 (Londres)** Cierre: 6,076.60 Volat: 30.9%



**DAX (Frankfurt)** Cierre: 11,586.85 Volat: 34.1%



**NIKKEI-225 (Tokio)** Cierre: 21,877.89 Volat: 23.0%



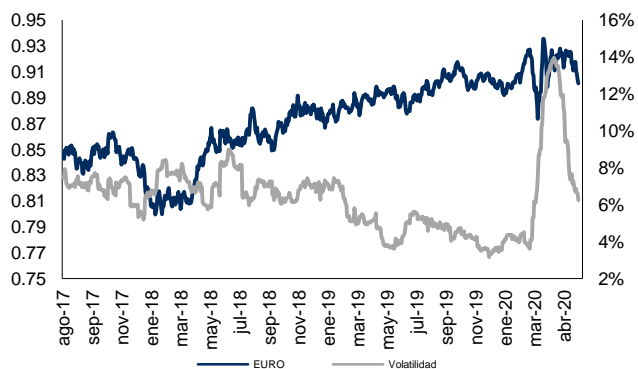
Índice	Rend. 7d	Rend. 30d	Rend. Año
S&P-500	3.01%	3.57%	-5.77%
NASDAQ	1.77%	6.45%	5.76%
BOVESPA	9.66%	4.33%	-28.35%
MERVAL	-7.96%	11.12%	-14.55%
FTSE100	2.92%	-1.58%	-20.09%
DAX	6.55%	6.48%	-12.84%
NIKK225	7.06%	9.48%	-7.45%
IPC	3.65%	5.06%	-12.06%
DJI	3.75%	3.04%	-11.06%
CAC40	7.58%	2.61%	-21.72%
HANGSENG	0.21%	-6.84%	-18.54%
TSE300	3.49%	0.56%	-9.57%
IBEX	7.90%	2.67%	-25.93%

Cifras al 29 de mayo de 2020. Índices en USD.

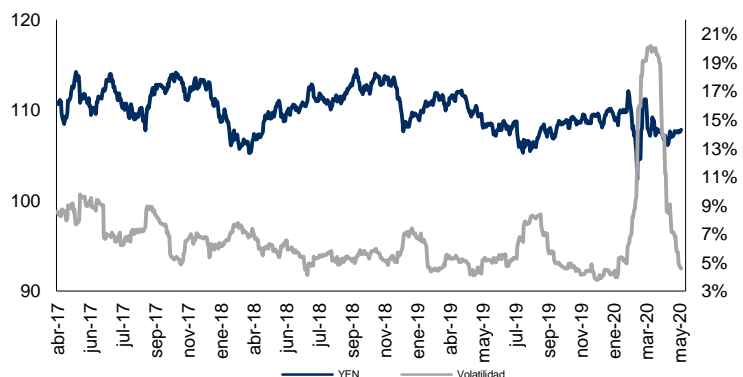


# Monitor de Divisas

**Euro (€)** Cierre: 0.90 Volat: 6.2%



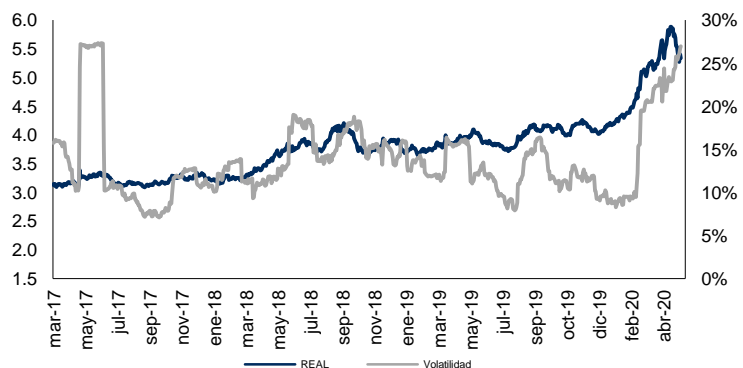
**Yen Japonés (¥)** Cierre: 107.85 Volat: 4.6%



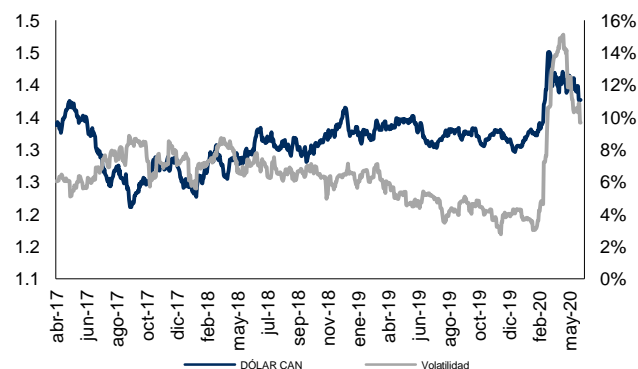
**Libra Esterlina (£)** Cierre: 0.81 Volat: 9.2%



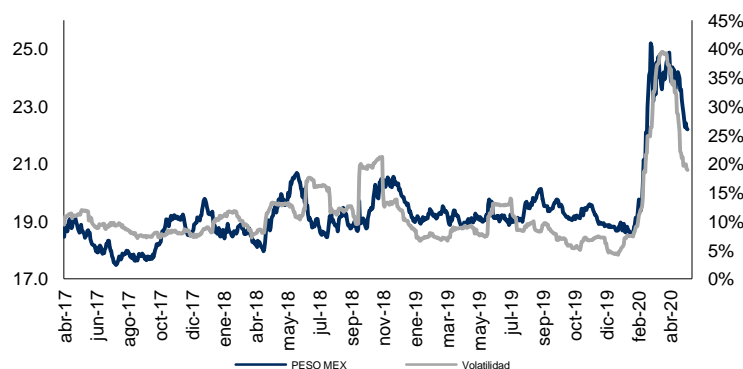
**Real Brasileño** Cierre: 5.34 Volat: 27.0%



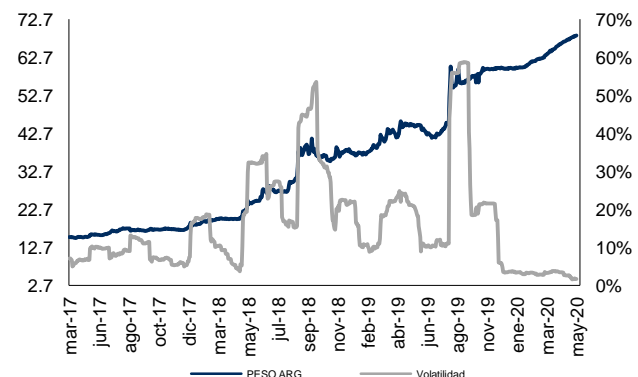
**Dólar Canadiense** Cierre: 1.38 Volat: 9.7%



**Peso Mexicano** Cierre: 22.21 Volat: 19.0%



**Peso Argentino** Cierre: 68.39 Volat: 1.7%



Moneda	Ultimo	7d	30d	Acumulado
Euro	0.90	1.84%	2.08%	-1.03%
Yen	107.85	-0.23%	-1.07%	0.73%
Libra	0.81	1.51%	-0.95%	-6.73%
Real	5.34	3.75%	-0.09%	-24.73%
Dólar Can	1.38	1.58%	0.79%	-5.69%
Peso Mex	22.21	2.70%	7.56%	-15.09%
Peso Arg	68.39	-0.32%	-2.51%	-12.47%

Cifras al 29 de mayo de 2020. Cotizaciones con respecto al USD.

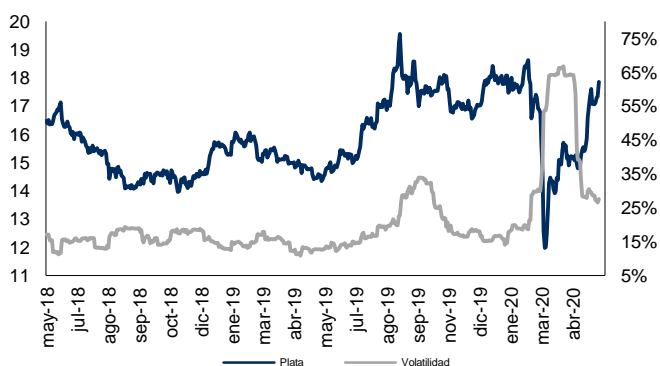


# Monitor de Metales y Otros Commodities

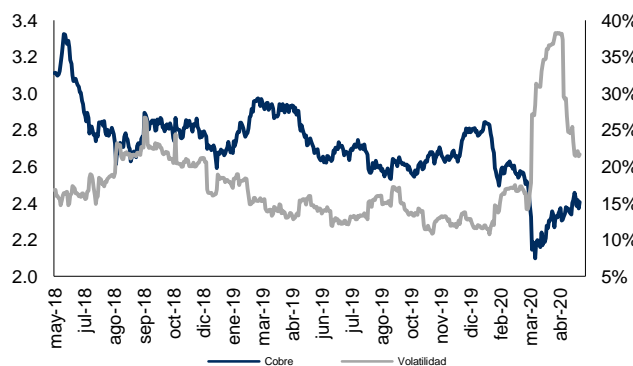
**Oro (USD / T. Oz.)** Cierre: 1,731.411 Volat: 13.9%



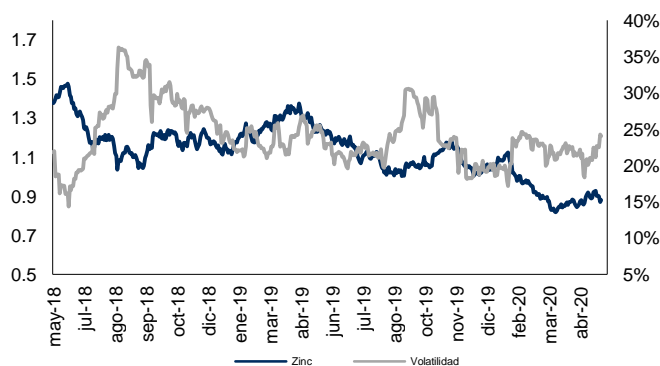
**Plata (USD / T. Oz.)** Cierre: 17.861 Volat: 27.6%



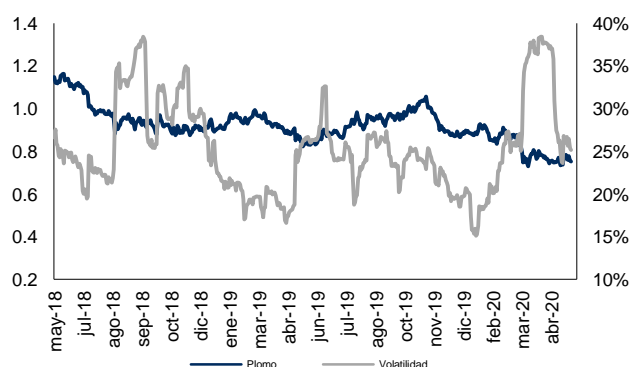
**Cobre (USD / libra)** Cierre: 2.407 Volat: 21.7%



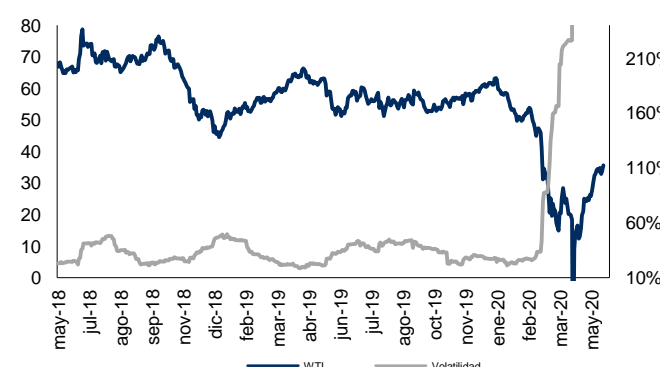
**Zinc (USD / libra)** Cierre: 0.880 Volat: 24.0%



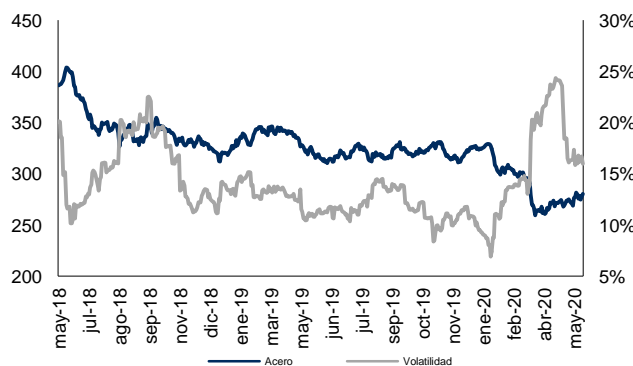
**Plomo (USD / libra)** Cierre: 0.732 Volat: 25.2%



**WTI (USD / barril)** Cierre: 35.62 Volat: 954.3%



**Acero (Indice)** Cierre: 280.337 Volat: 16.0%



Metal	Ultimo	7d	30d	Acumulado
Oro	1731.41	-0.13%	1.05%	14.11%
Plata	17.86	4.27%	16.99%	0.12%
Cobre	2.41	-1.09%	2.13%	-14.37%
Plomo	0.73	-1.65%	-0.37%	-16.41%
Zinc	0.88	-2.40%	0.82%	-16.10%
WTI	35.62	5.89%	129.21%	-41.76%
Acero	280.34	1.72%	2.16%	-13.53%

