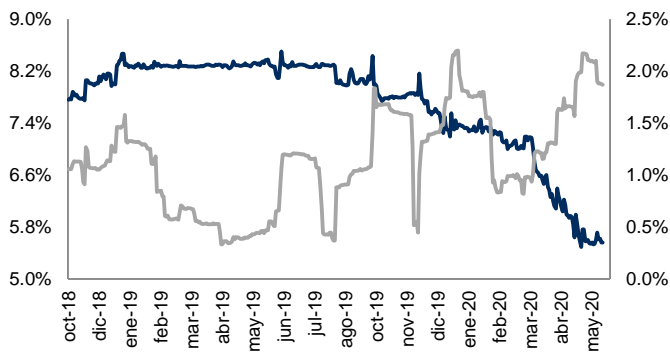


# Monitor de Mercados Financieros

## ABs y Volatilidad

Cierre: 5.6%

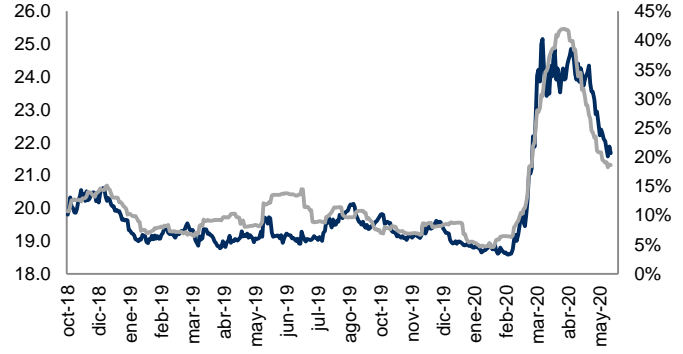
Volat: 1.9%



## Tipo Cambio y Volatilidad

Cierre: 21.6740

Volat: 18.6%



## IPC y Volatilidad

Cierre: 38,948.07

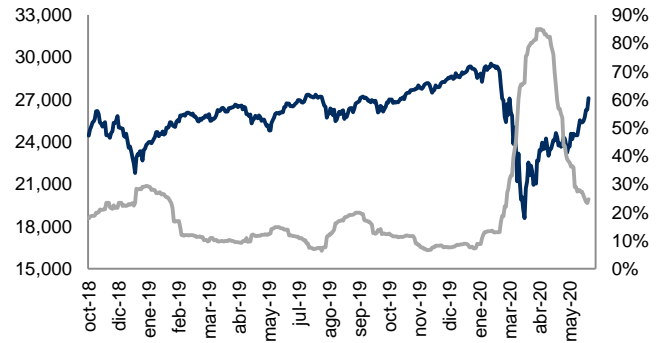
Volat: 27.4%



## DJI y Volatilidad

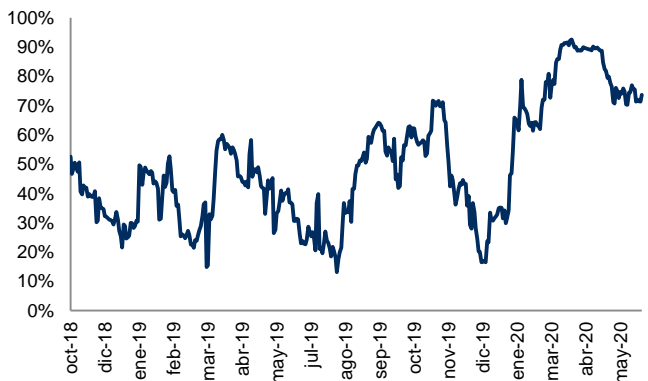
Cierre: 27,110.98

Volat: 24.7%



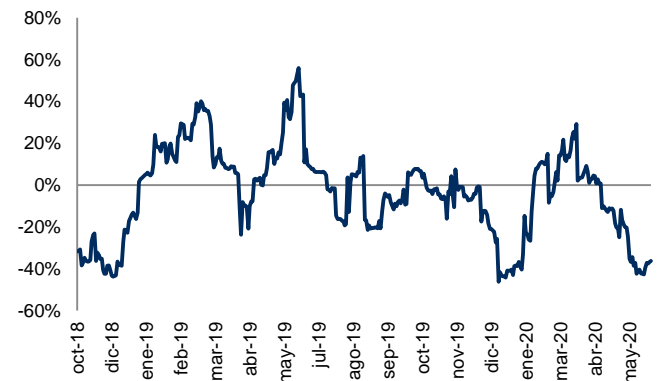
## Correlación entre IPC y DJI

Correl: 73.6%



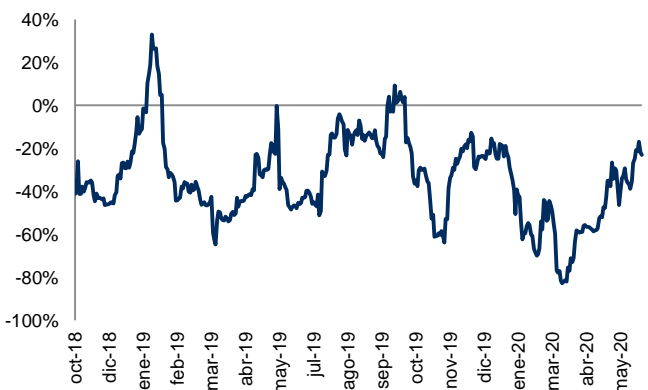
## Correlación entre Tipo Cambio y ABs

Correl: -36.3%



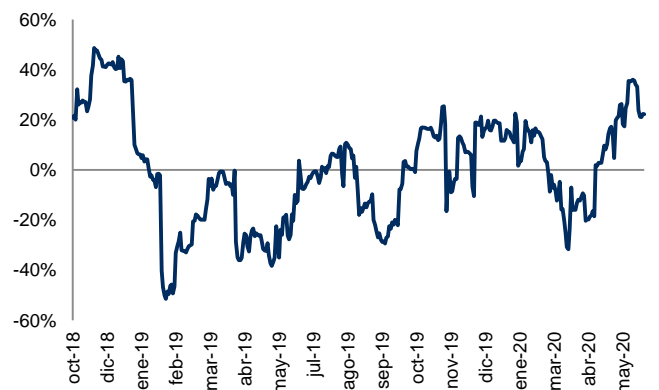
## Correlación entre IPC y Tipo Cambio

Correl: -23.0%



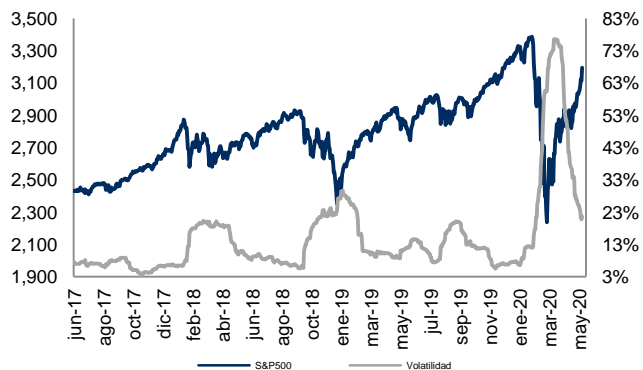
## Correlación entre IPC y Abs

Correl: 22.2%

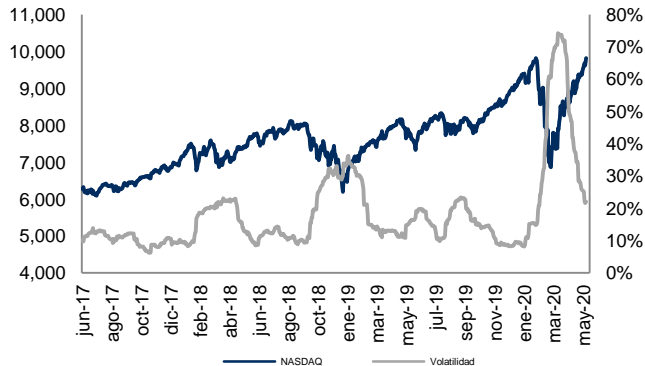


# Monitor de Mercados

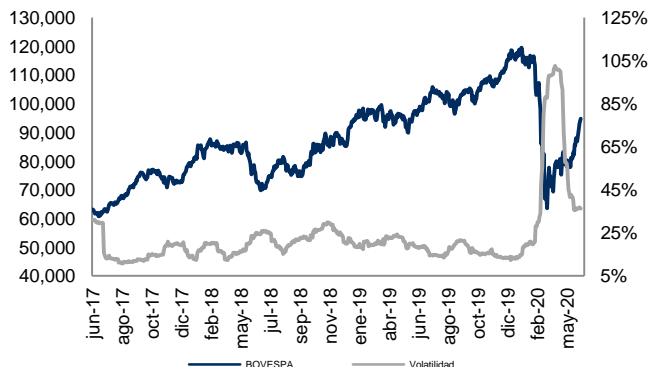
**S&P-500 (EE.UU.)** Cierre: 3,193.93 Volat: 21.7%



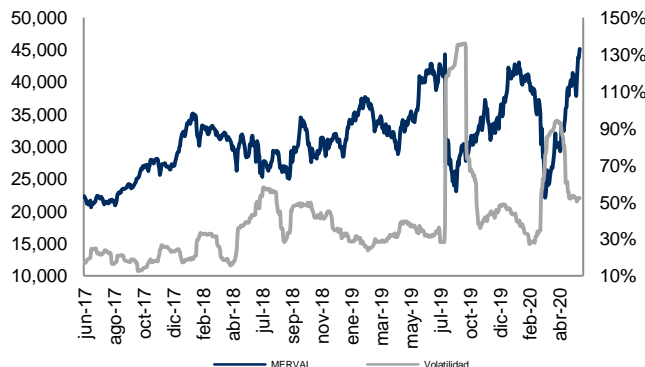
**NASDAQ (EE.UU.)** Cierre: 9,814.08 Volat: 22.0%



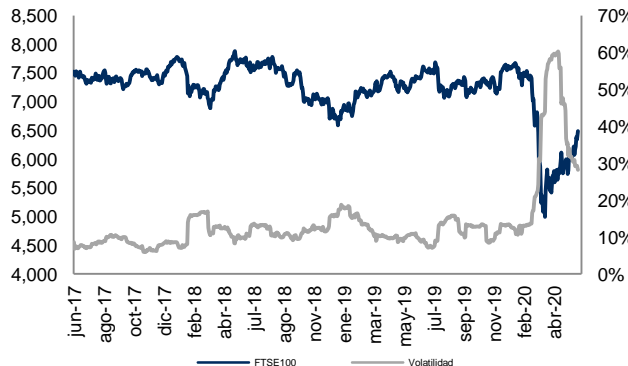
**BOVESPA (Sao Paulo)** Cierre: 94,781.54 Volat: 36.3%



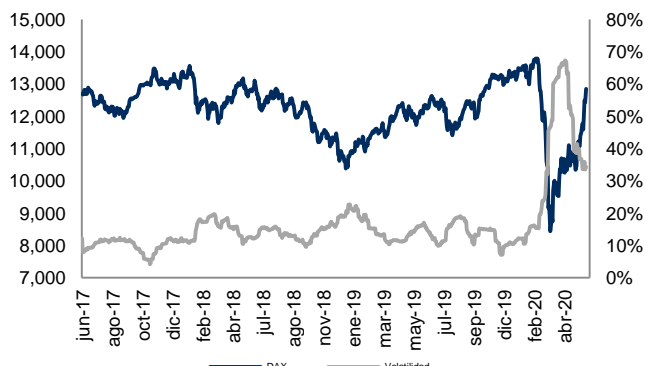
**MERVAL (Buenos Aires)** Cierre: 45,128.75 Volat: 52.1%



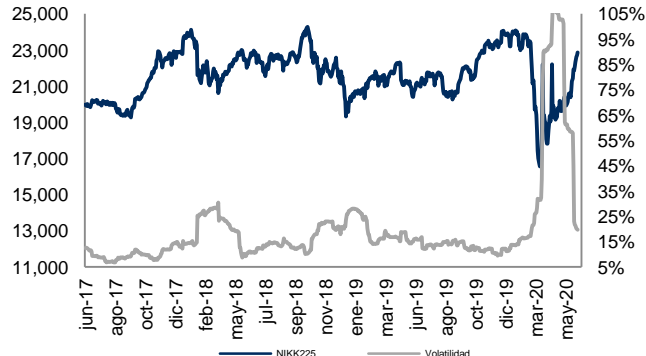
**FTSE-100 (Londres)** Cierre: 6,484.30 Volat: 28.2%



**DAX (Frankfurt)** Cierre: 12,847.68 Volat: 34.3%



**NIKKEI-225 (Tokio)** Cierre: 22,863.73 Volat: 19.7%



Índice	Rend. 7d	Rend. 30d	Rend. Año
S&P-500	4.91%	12.13%	-1.14%
NASDAQ	3.42%	10.84%	9.38%
BOVESPA	17.07%	37.61%	-16.12%
MERVAL	18.53%	28.50%	1.28%
FTSE100	9.42%	13.79%	-12.56%
DAX	12.67%	26.57%	-1.79%
NIKK225	2.84%	12.86%	-4.82%
IPC	10.34%	18.56%	-2.96%
DJI	6.81%	14.56%	-5.00%
CAC40	12.48%	22.50%	-11.94%
HANGSENG	7.90%	2.65%	-12.11%
TSE300	6.90%	12.49%	-3.33%
IBEX	12.73%	23.29%	-16.51%

Cifras al 05 de junio de 2020. Índices en USD.

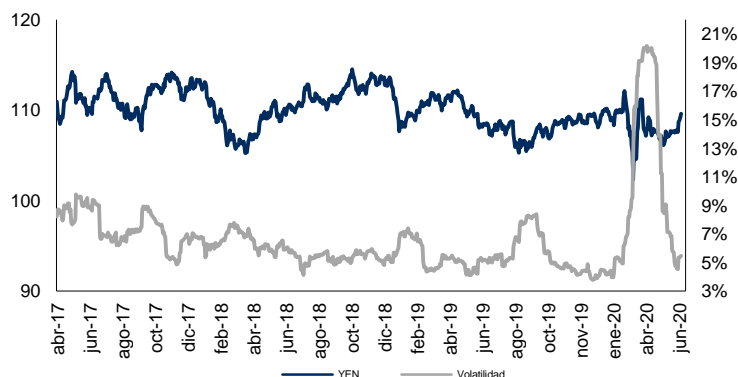


# Monitor de Divisas

**Euro (€)** Cierre: 0.89 Volat: 6.7%



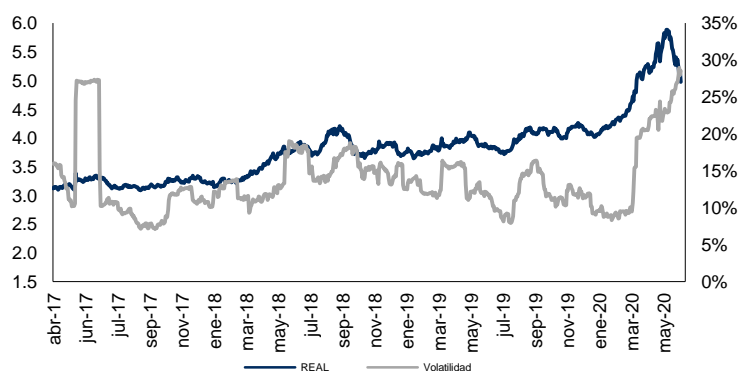
**Yen Japonés (¥)** Cierre: 109.60 Volat: 5.5%



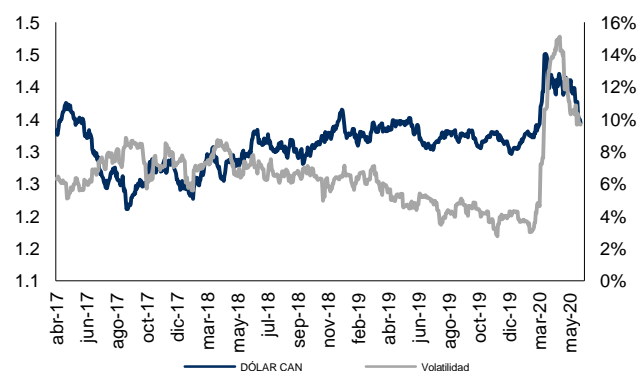
**Libra Esterlina (£)** Cierre: 0.79 Volat: 9.1%



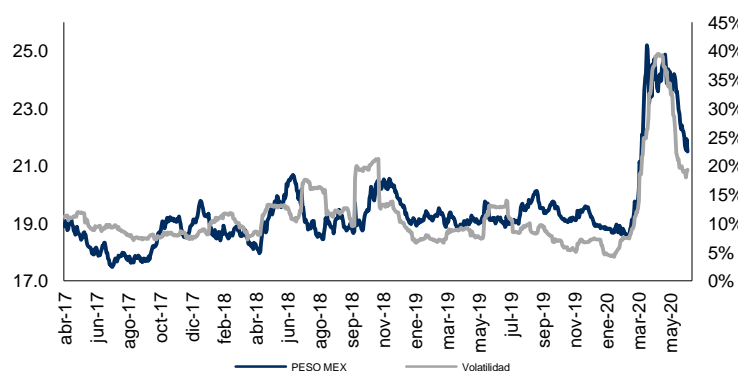
**Real Brasileño** Cierre: 4.98 Volat: 28.5%



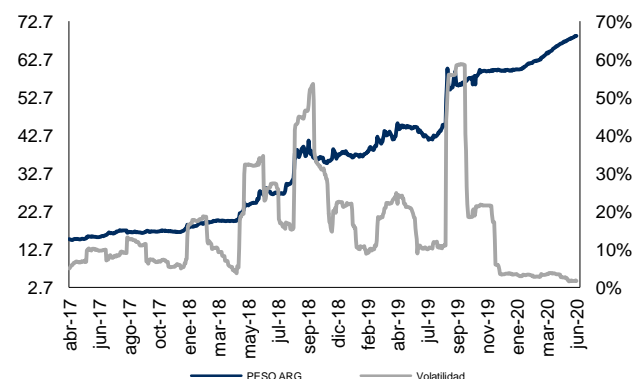
**Dólar Canadiense** Cierre: 1.34 Volat: 9.7%



**Peso Mexicano** Cierre: 21.50 Volat: 19.3%



**Peso Argentino** Cierre: 68.84 Volat: 1.7%



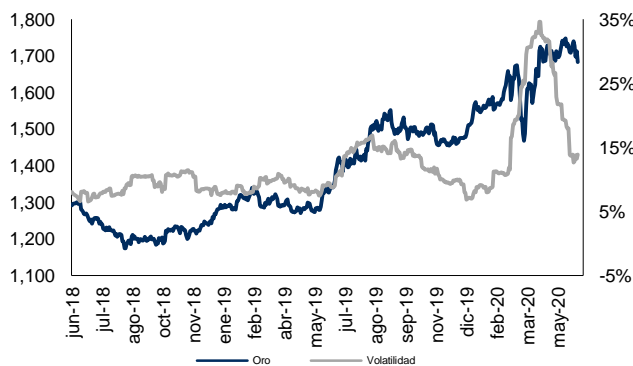
Moneda	Ultimo	7d	30d	Acumulado
Euro	0.89	1.61%	4.48%	0.57%
Yen	109.60	-1.60%	-3.16%	-0.88%
Libra	0.79	2.54%	2.72%	-4.36%
Real	4.98	7.27%	14.79%	-19.26%
Dólar Can	1.34	2.44%	5.23%	-3.39%
Peso Mex	21.50	3.29%	12.92%	-12.30%
Peso Arg	68.84	-0.65%	-2.74%	-13.04%

Cifras al 05 de junio de 2020. Cotizaciones con respecto al USD.

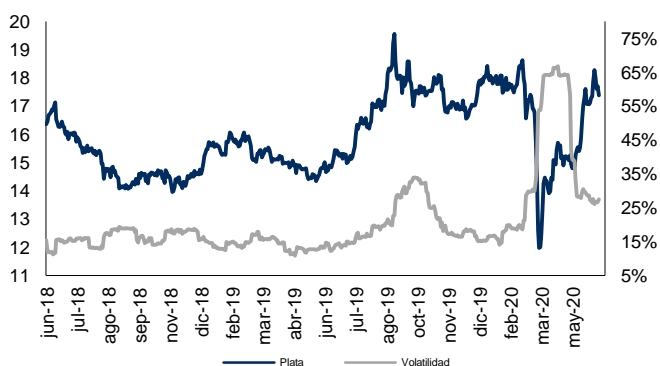


# Monitor de Metales y Otros Commodities

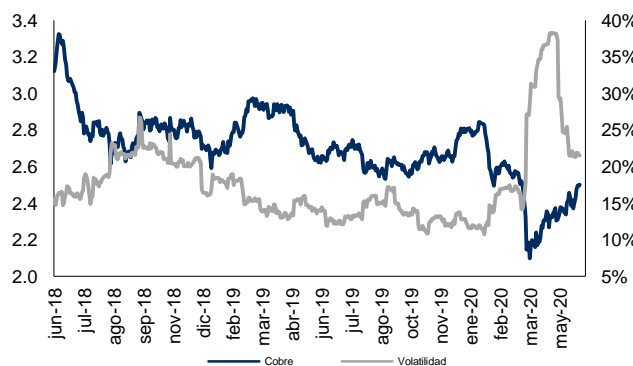
**Oro (USD / T. Oz.)** Cierre: 1,683.296 Volat: 13.9%



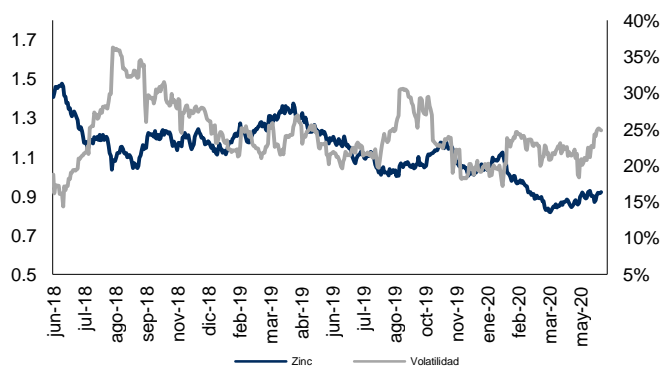
**Plata (USD / T. Oz.)** Cierre: 17.388 Volat: 27.5%



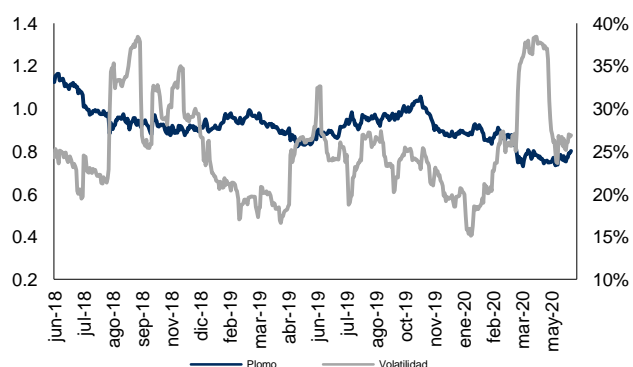
**Cobre (USD / libra)** Cierre: 2.500 Volat: 21.5%



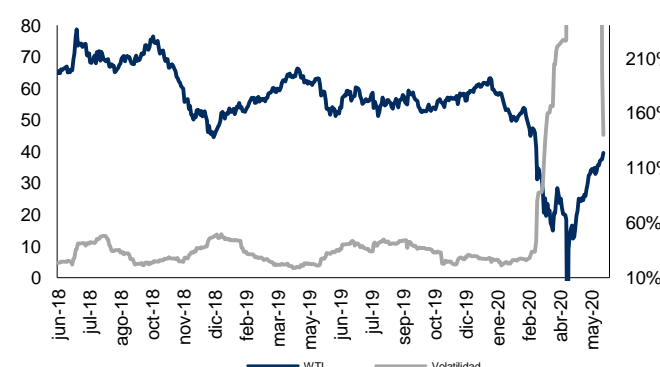
**Zinc (USD / libra)** Cierre: 0.921 Volat: 24.9%



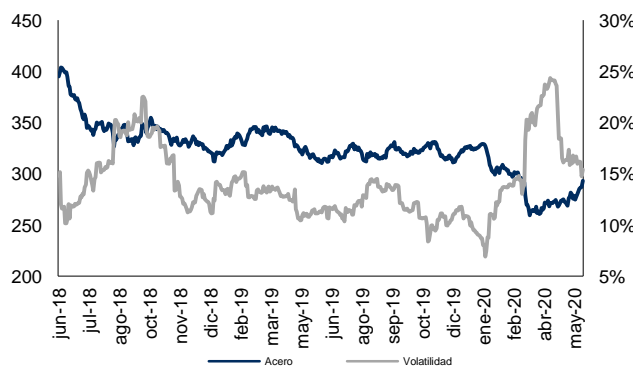
**Plomo (USD / libra)** Cierre: 0.782 Volat: 26.9%



**WTI (USD / barril)** Cierre: 39.54 Volat: 139.9%



**Acero (Indice)** Cierre: 293.037 Volat: 15.4%



Metal	Ultimo	7d	30d	Acumulado
Oro	1683.30	-2.78%	-0.19%	10.94%
Plata	17.39	-2.65%	17.09%	-2.54%
Cobre	2.50	3.90%	7.50%	-11.04%
Plomo	0.78	6.85%	7.15%	-10.69%
Zinc	0.92	4.72%	6.40%	-12.14%
WTI	39.54	11.01%	62.18%	-35.35%
Acero	293.04	4.53%	8.11%	-9.61%