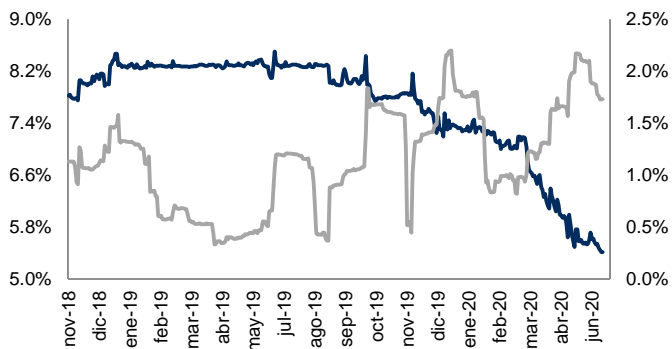


Monitor de Mercados Financieros

ABs y Volatilidad

Cierre: 5.4%

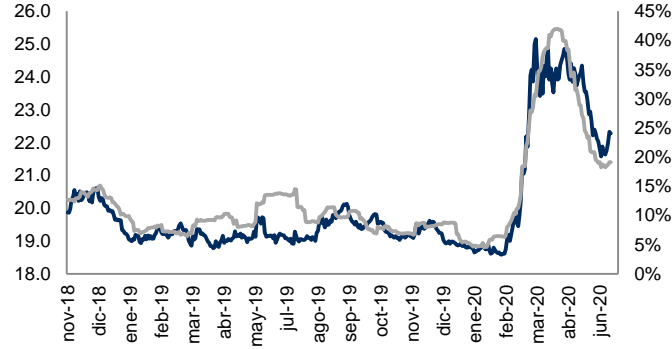
Volat: 1.7%



Tipo Cambio y Volatilidad

Cierre: 22.2780

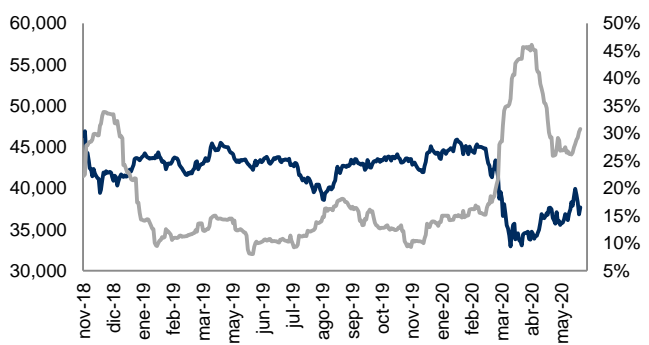
Volat: 19.1%



IPC y Volatilidad

Cierre: 37,679.23

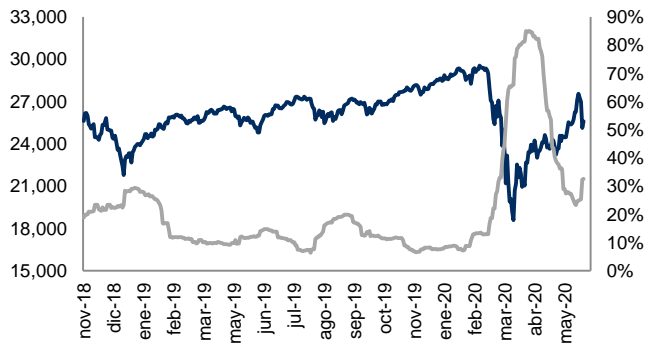
Volat: 30.8%



DJI y Volatilidad

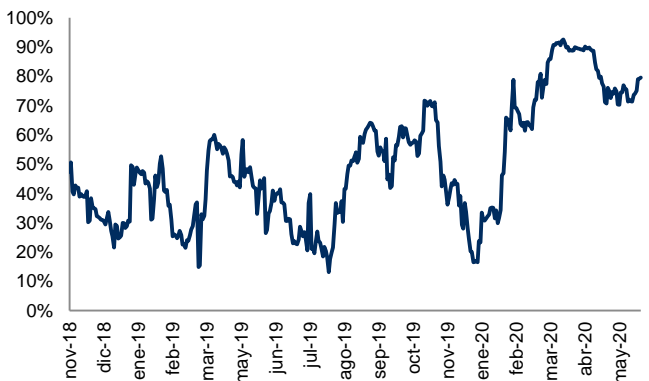
Cierre: 25,605.54

Volat: 32.6%



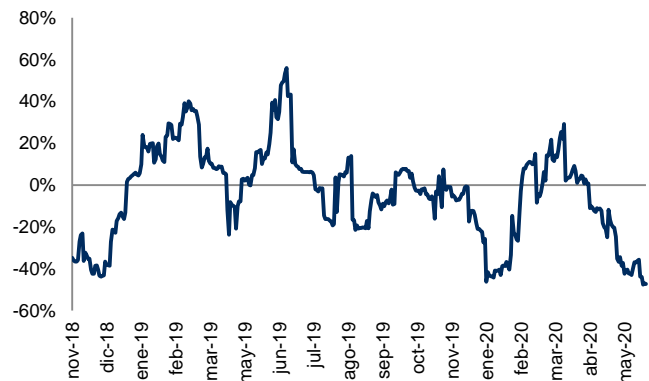
Correlación entre IPC y DJI

Correl: 79.6%



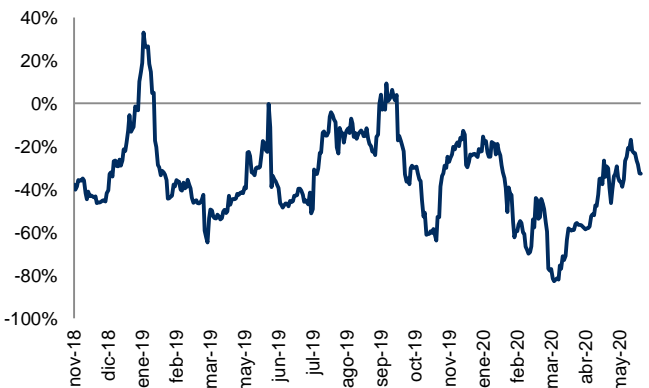
Correlación entre Tipo Cambio y ABs

Correl: -47.4%



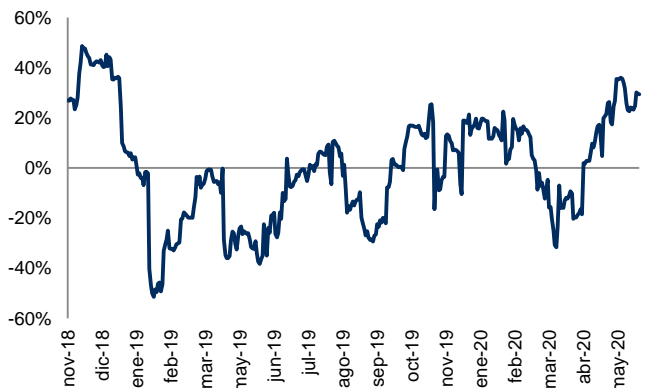
Correlación entre IPC y Tipo Cambio

Correl: -32.7%



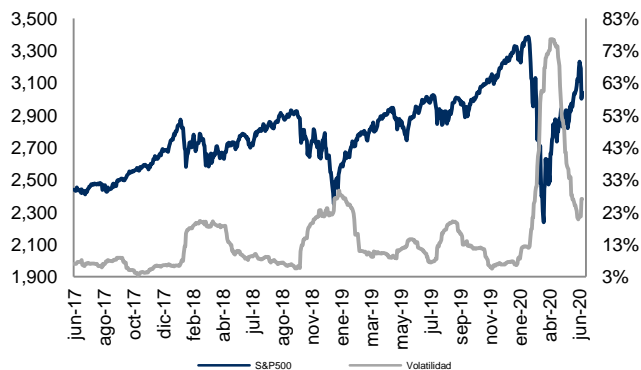
Correlación entre IPC y Abs

Correl: 29.3%

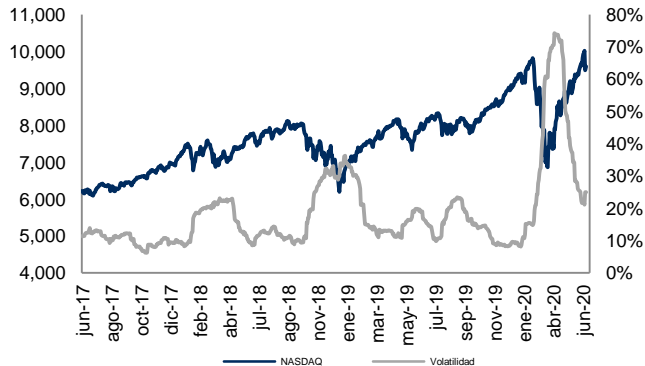


Monitor de Mercados

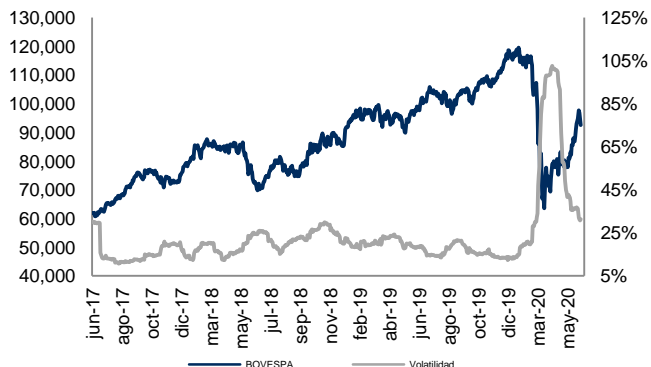
S&P-500 (EE.UU.) Cierre: 3,041.31 Volat: 27.1%



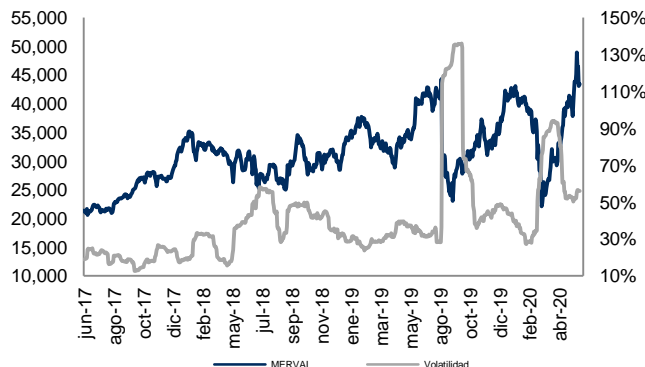
NASDAQ (EE.UU.) Cierre: 9,588.81 Volat: 25.0%



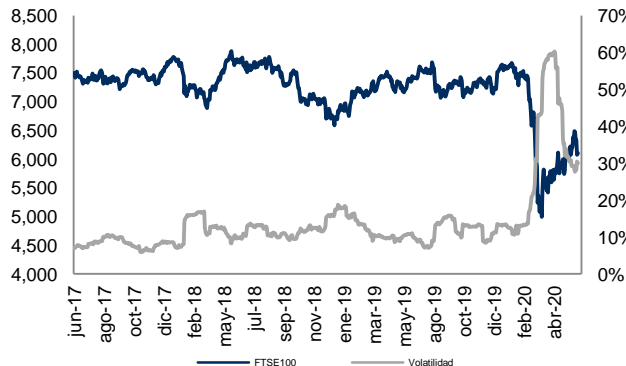
BOVESPA (Sao Paulo) Cierre: 92,502.10 Volat: 31.4%



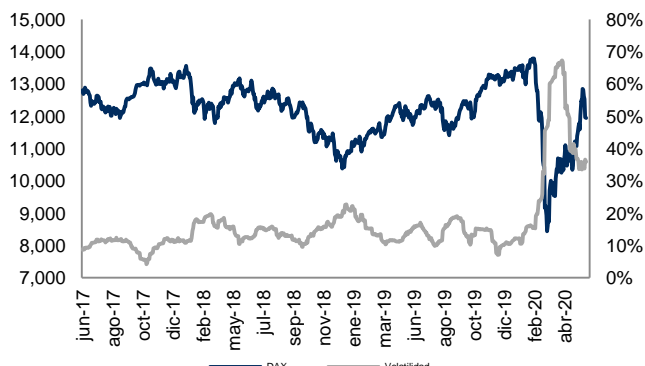
MERVAL (Buenos Aires) Cierre: 43,417.15 Volat: 56.0%



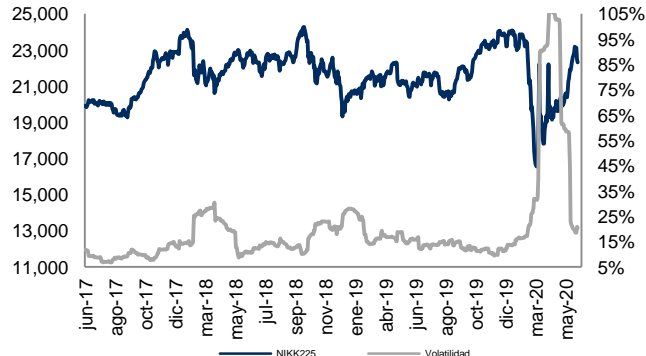
FTSE-100 (Londres) Cierre: 6,105.18 Volat: 30.0%



DAX (Frankfurt) Cierre: 11,949.28 Volat: 35.9%



NIKKEI-225 (Tokio) Cierre: 22,305.48 Volat: 20.5%



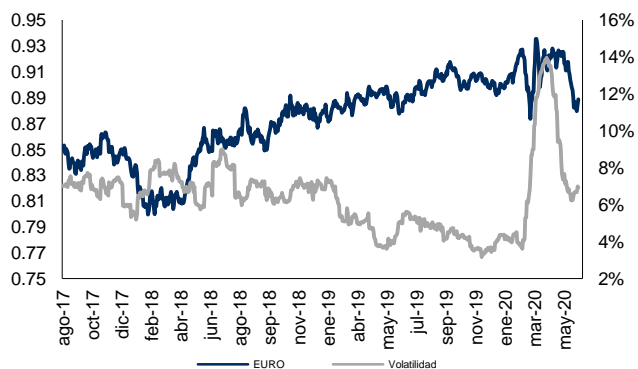
Índice	Rend. 7d	Rend. 30d	Rend. Año
S&P-500	-4.78%	7.85%	-5.86%
NASDAQ	-2.30%	8.19%	6.87%
BOVESPA	-3.69%	38.77%	-19.22%
MERVAL	-4.53%	11.48%	-3.31%
FTSE100	-6.92%	5.88%	-18.61%
DAX	-7.20%	17.92%	-8.86%
NIKK225	-0.43%	9.68%	-5.24%
IPC	-5.95%	12.60%	-8.74%
DJI	-5.55%	10.14%	-10.28%
CAC40	-7.10%	15.88%	-18.20%
HANGSENG	-1.89%	0.52%	-13.77%
TSE300	-4.86%	9.10%	-8.03%
IBEX	-7.57%	14.42%	-22.83%

Cifras al 12 de junio de 2020. Índices en USD.

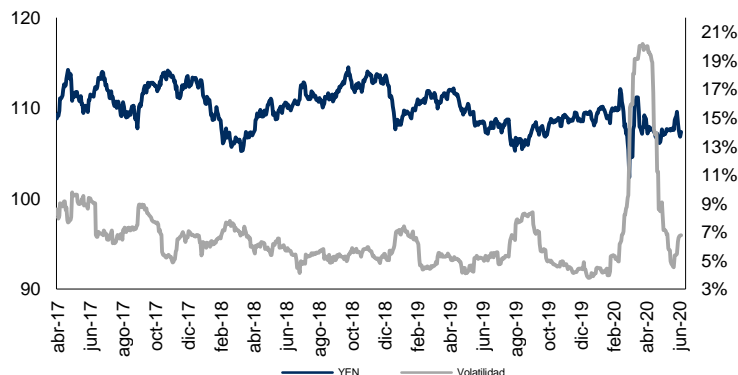


Monitor de Divisas

Euro (€) Cierre: 0.89 Volat: 6.9%



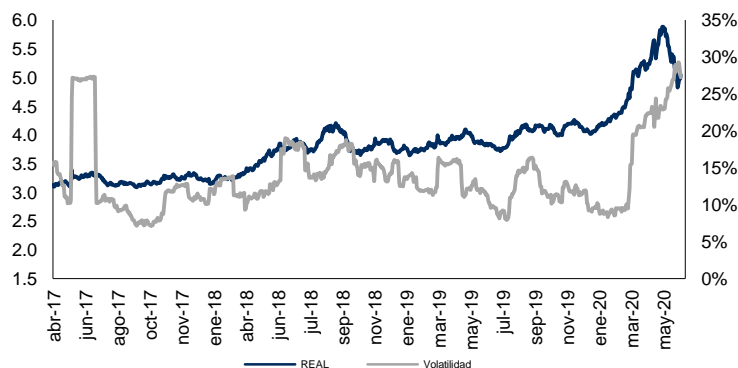
Yen Japonés (¥) Cierre: 107.39 Volat: 6.8%



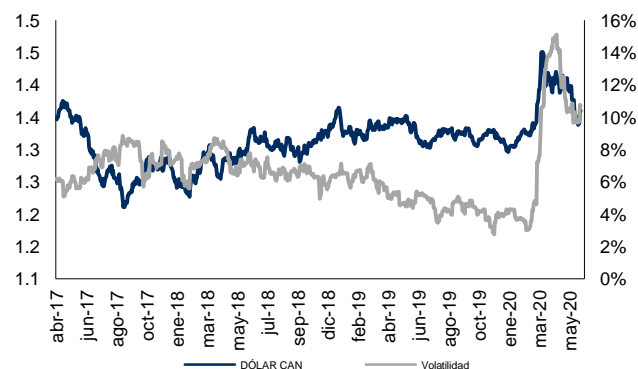
Libra Esterlina (£) Cierre: 0.80 Volat: 9.5%



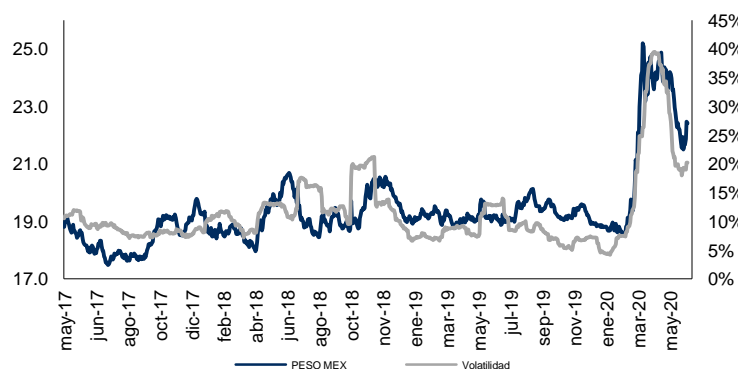
Real Brasileño Cierre: 5.04 Volat: 27.3%



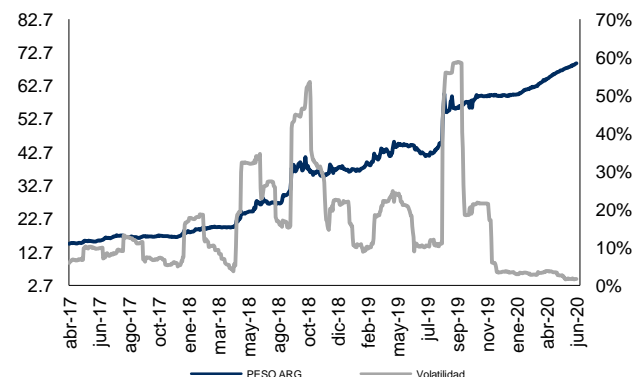
Dólar Canadiense Cierre: 1.36 Volat: 10.7%



Peso Mexicano Cierre: 22.42 Volat: 20.2%



Peso Argentino Cierre: 69.37 Volat: 1.7%



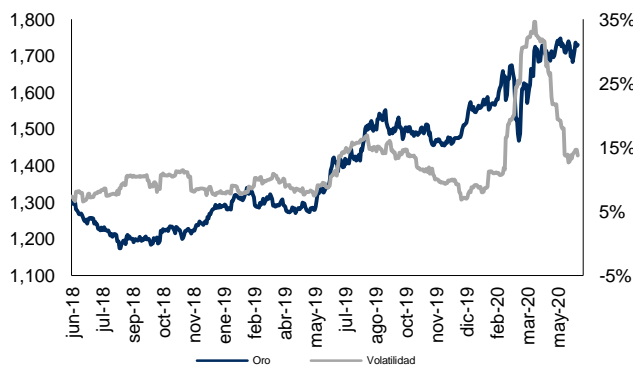
Moneda	Ultimo	7d	30d	Acumulado
Euro	0.89	-0.22%	4.04%	0.35%
Yen	107.39	2.06%	-0.34%	1.16%
Libra	0.80	-1.14%	2.40%	-5.46%
Real	5.04	-1.31%	16.67%	-20.32%
Dólar Can	1.36	-1.13%	3.71%	-4.48%
Peso Mex	22.42	-4.08%	7.95%	-15.88%
Peso Arg	69.37	-0.77%	-2.83%	-13.71%

Cifras al 12 de junio de 2020. Cotizaciones con respecto al USD.



Monitor de Metales y Otros Commodities

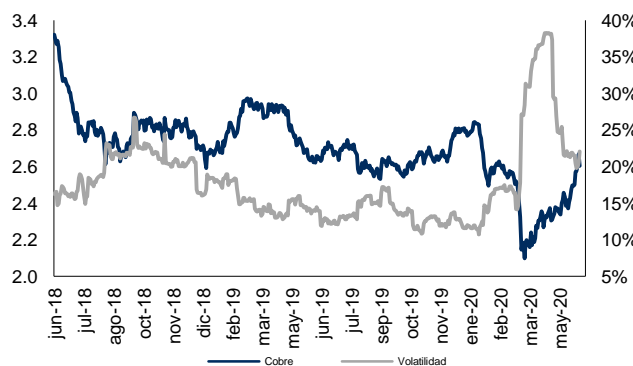
Oro (USD / T. Oz.) Cierre: 1,730.491 Volat: 13.7%



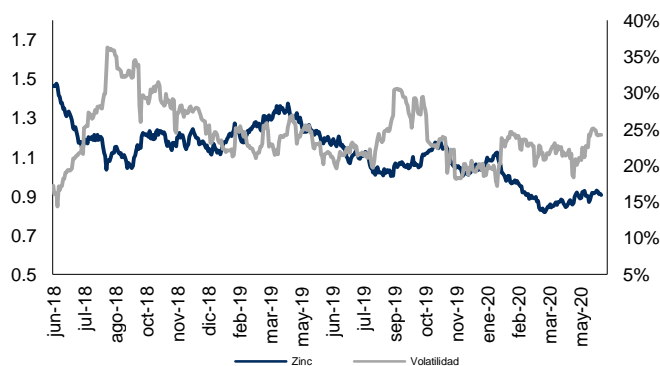
Plata (USD / T. Oz.) Cierre: 17.488 Volat: 31.4%



Cobre (USD / libra) Cierre: 2.604 Volat: 22.1%



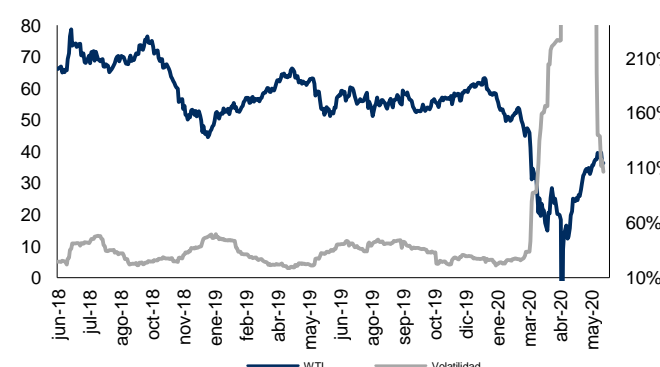
Zinc (USD / libra) Cierre: 0.906 Volat: 24.2%



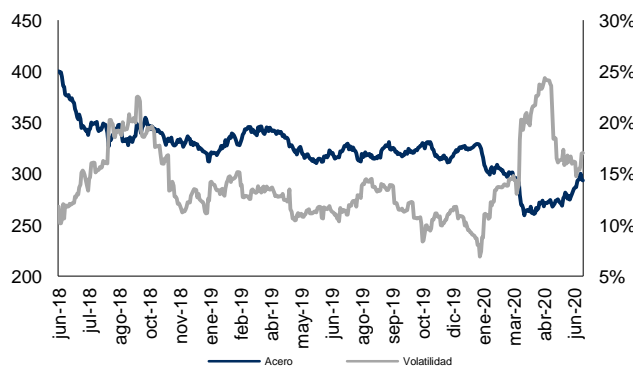
Plomo (USD / libra) Cierre: 0.781 Volat: 26.1%



WTI (USD / barril) Cierre: 36.29 Volat: 106.6%



Acero (Indice) Cierre: 293.487 Volat: 17.0%



Metal	Ultimo	7d	30d	Acumulado
Oro	1730.49	2.80%	0.85%	14.05%
Plata	17.49	0.58%	12.60%	-1.97%
Cobre	2.60	4.16%	9.83%	-7.34%
Plomo	0.78	-0.17%	6.47%	-10.84%
Zinc	0.91	-1.70%	-0.32%	-13.64%
WTI	36.29	-8.22%	40.28%	-40.66%
Acero	293.49	0.15%	7.95%	-9.48%

