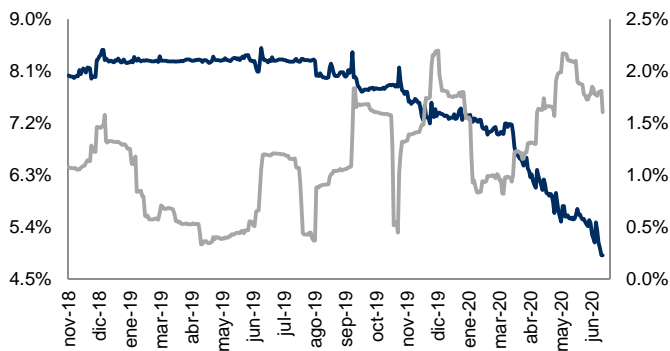


Monitor de Mercados Financieros

ABs y Volatilidad

Cierre: 4.9%

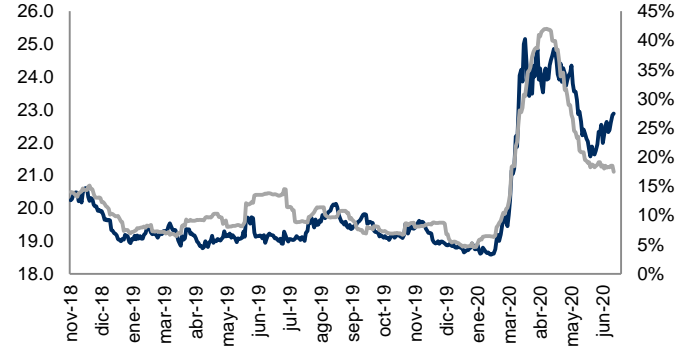
Volat: 1.6%



Tipo Cambio y Volatilidad

Cierre: 22.8790

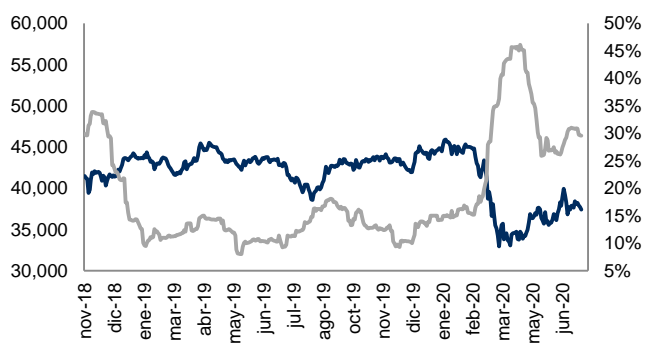
Volat: 17.5%



IPC y Volatilidad

Cierre: 37,431.95

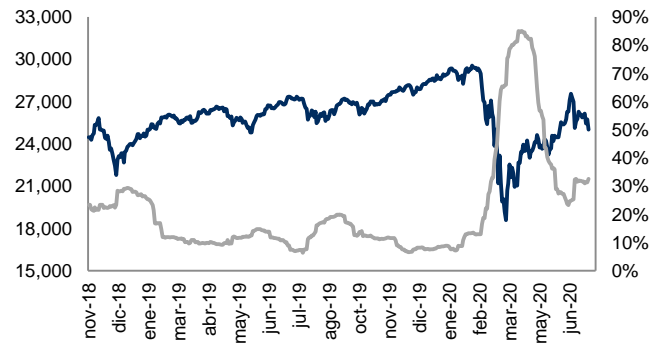
Volat: 29.5%



DJI y Volatilidad

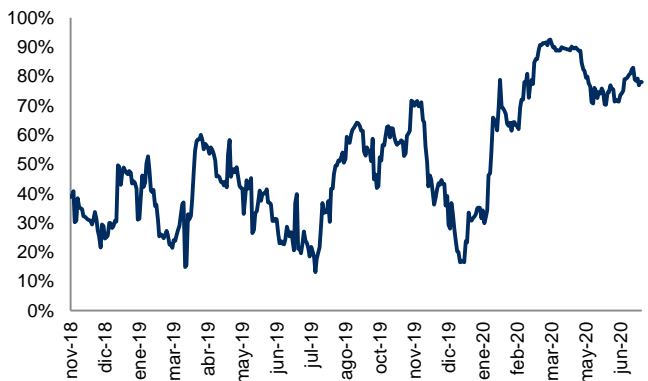
Cierre: 25,015.55

Volat: 32.6%



Correlación entre IPC y DJI

Correl: 78.0%



Correlación entre Tipo Cambio y ABs

Correl: -17.0%



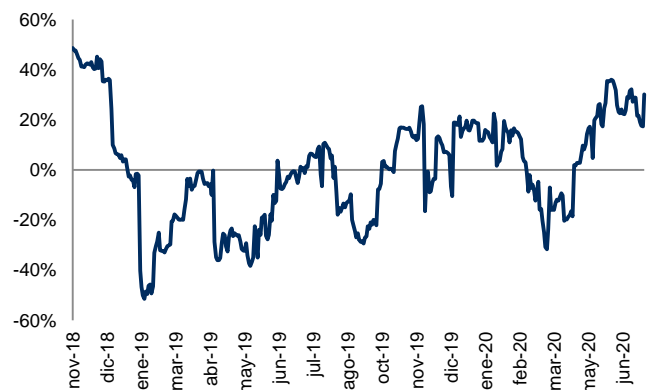
Correlación entre IPC y Tipo Cambio

Correl: -39.3%



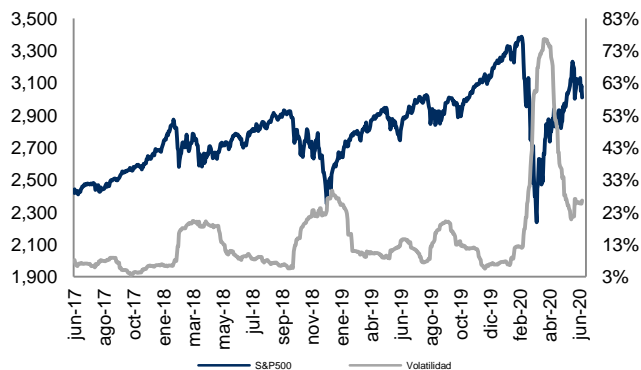
Correlación entre IPC y Abs

Correl: 30.1%

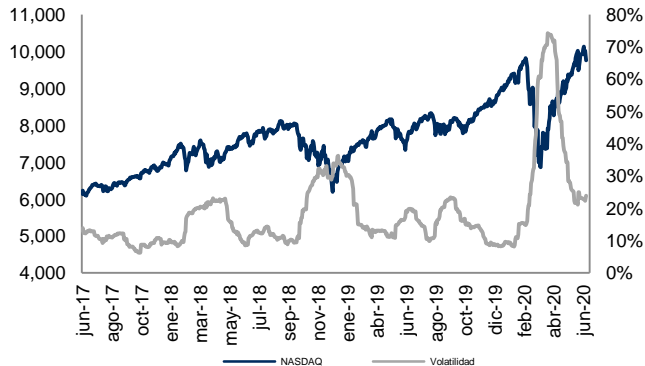


Monitor de Mercados

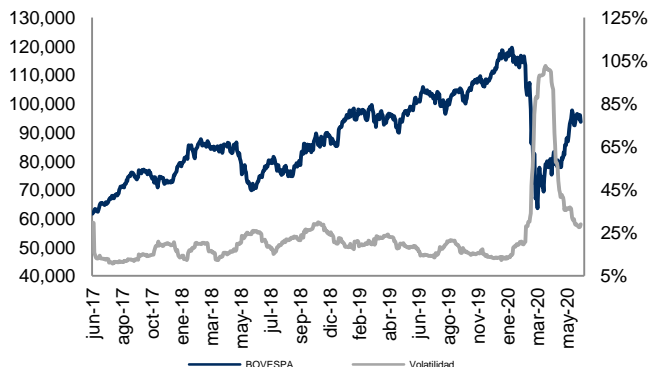
S&P-500 (EE.UU.) Cierre: 3,009.05 Volat: 26.6%



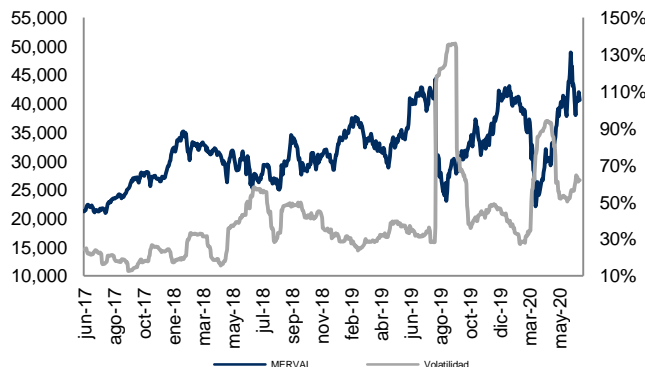
NASDAQ (EE.UU.) Cierre: 9,757.22 Volat: 23.9%



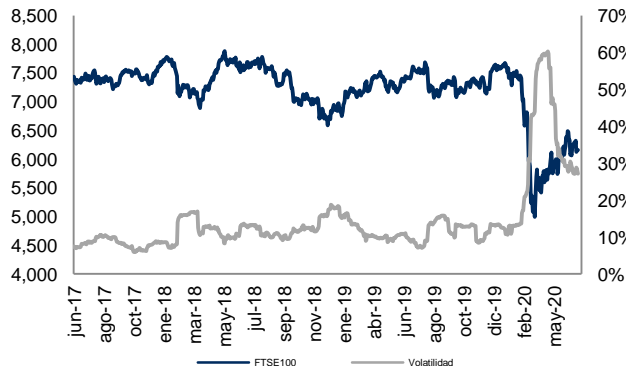
BOVESPA (Sao Paulo) Cierre: 93,658.35 Volat: 29.0%



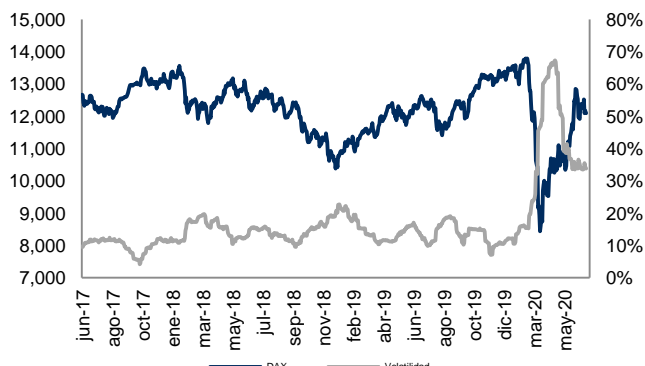
MERVAL (Buenos Aires) Cierre: 40,589.89 Volat: 61.8%



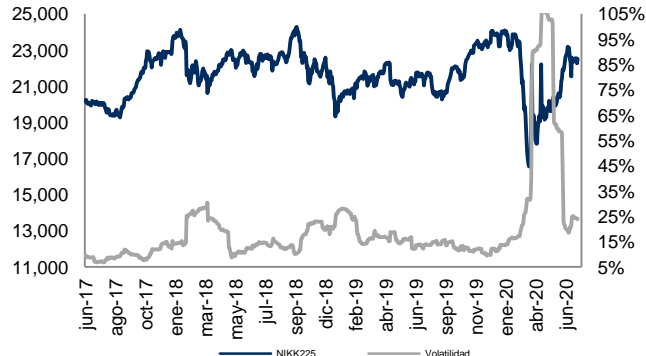
FTSE-100 (Londres) Cierre: 6,159.30 Volat: 27.1%



DAX (Frankfurt) Cierre: 12,089.39 Volat: 33.8%



NIKKEI-225 (Tokio) Cierre: 22,512.08 Volat: 24.0%



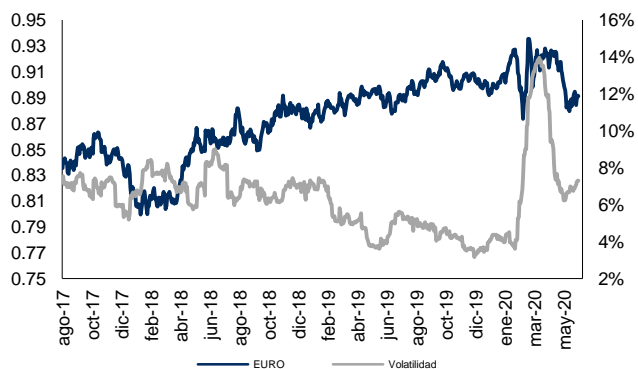
Índice	Rend. 7d	Rend. 30d	Rend. Año
S&P-500	-2.86%	-0.89%	-6.86%
NASDAQ	-1.90%	3.66%	8.74%
BOVESPA	-5.57%	2.82%	-24.46%
MERVAL	-1.55%	-2.46%	-10.68%
FTSE100	-2.27%	0.89%	-19.11%
DAX	-1.57%	5.75%	-8.05%
NIKK225	-0.17%	5.63%	-4.16%
IPC	-4.43%	-1.70%	-12.32%
DJI	-3.31%	-2.09%	-12.34%
CAC40	-1.01%	6.78%	-17.24%
HANGSENG	-0.38%	5.42%	-12.90%
TSE300	-2.32%	0.05%	-8.96%
IBEX	-2.80%	2.03%	-24.25%

Cifras al 26 de junio de 2020. Índices en USD.



Monitor de Divisas

Euro (€) Cierre: 0.89 Volat: 7.3%



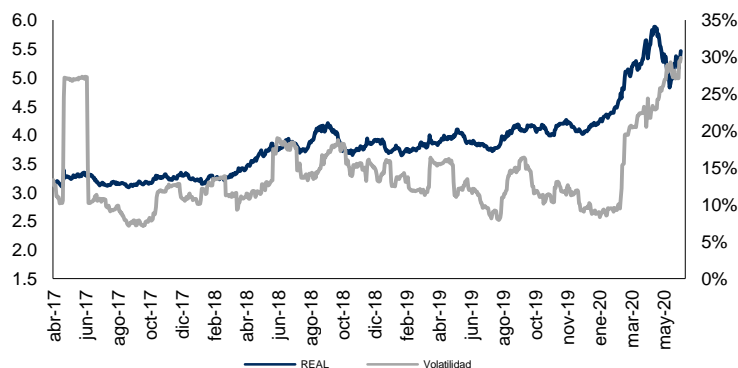
Yen Japonés (¥) Cierre: 107.17 Volat: 6.0%



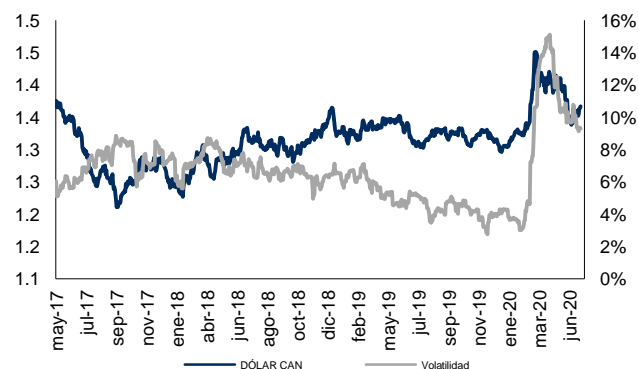
Libra Esterlina (£) Cierre: 0.81 Volat: 9.3%



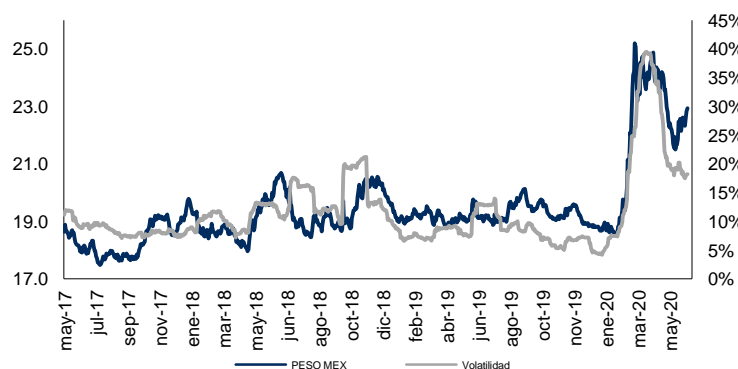
Real Brasileño Cierre: 5.46 Volat: 29.9%



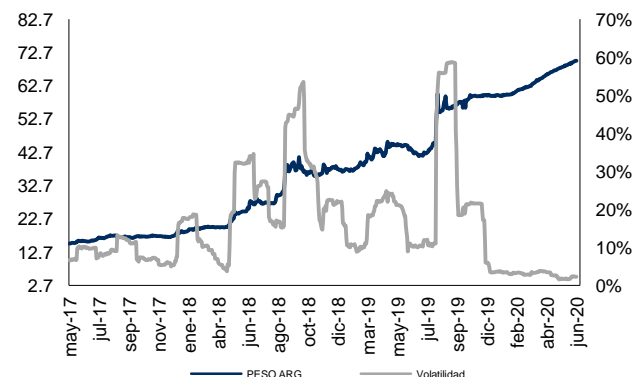
Dólar Canadiense Cierre: 1.37 Volat: 9.3%



Peso Mexicano Cierre: 22.94 Volat: 18.2%



Peso Argentino Cierre: 70.21 Volat: 2.3%



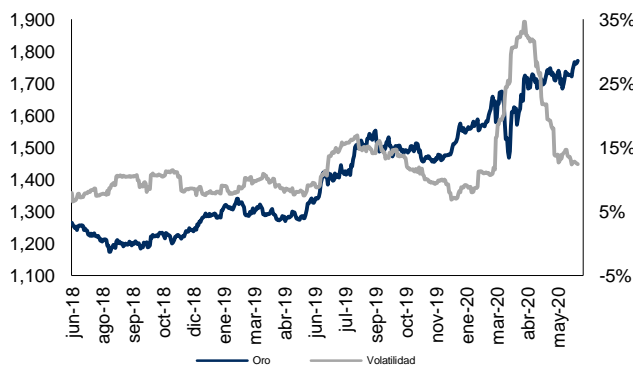
Moneda	Último	7d	30d	Acumulado
Euro	0.89	0.39%	1.97%	0.07%
Yen	107.17	-0.32%	0.50%	1.37%
Libra	0.81	-0.15%	0.64%	-6.86%
Real	5.46	-2.80%	-3.45%	-26.41%
Dólar Can	1.37	-0.48%	0.59%	-5.02%
Peso Mex	22.94	-1.57%	-2.28%	-17.80%
Peso Arg	70.21	-0.67%	-2.84%	-14.74%

Cifras al 26 de junio de 2020. Cotizaciones con respecto al USD.



Monitor de Metales y Otros Commodities

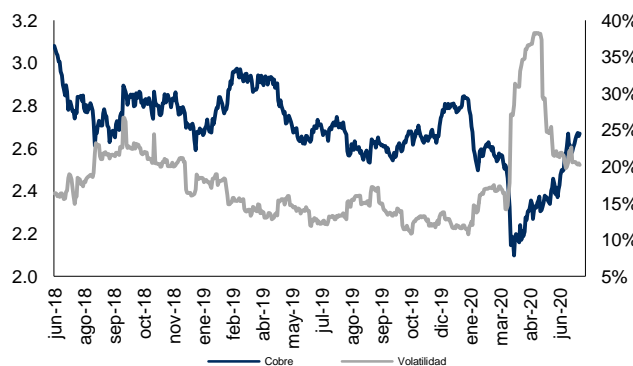
Oro (USD / T. Oz.) Cierre: 1,769.945 Volat: 12.4%



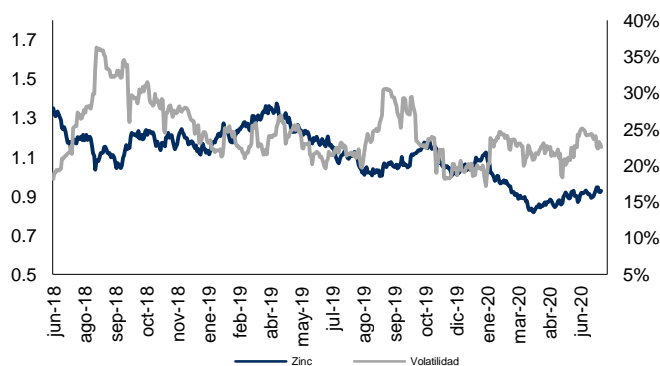
Plata (USD / T. Oz.) Cierre: 17.781 Volat: 28.9%



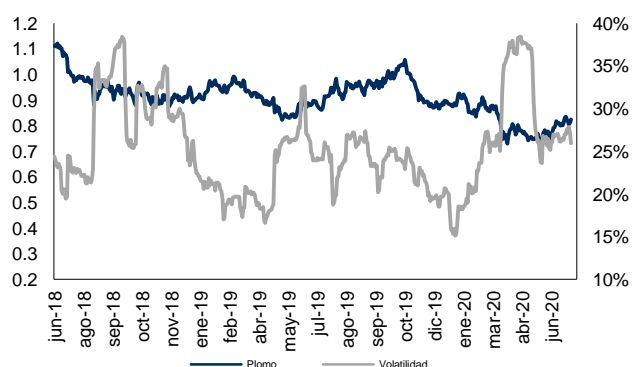
Cobre (USD / libra) Cierre: 2.669 Volat: 20.2%



Zinc (USD / libra) Cierre: 0.927 Volat: 22.5%



Plomo (USD / libra) Cierre: 0.804 Volat: 25.9%



WTI (USD / barril) Cierre: 38.58 Volat: 56.5%



Acero (Indice) Cierre: 299.457 Volat: 16.2%



Metal	Ultimo	7d	30d	Acumulado
Oro	1769.94	1.60%	3.61%	16.65%
Plata	17.78	1.07%	2.78%	-0.33%
Cobre	2.67	1.73%	10.44%	-5.04%
Plomo	0.80	-1.47%	6.01%	-8.20%
Zinc	0.93	-0.16%	3.02%	-11.62%
WTI	38.58	-2.99%	17.44%	-36.92%
Acero	299.46	0.22%	9.03%	-7.63%

