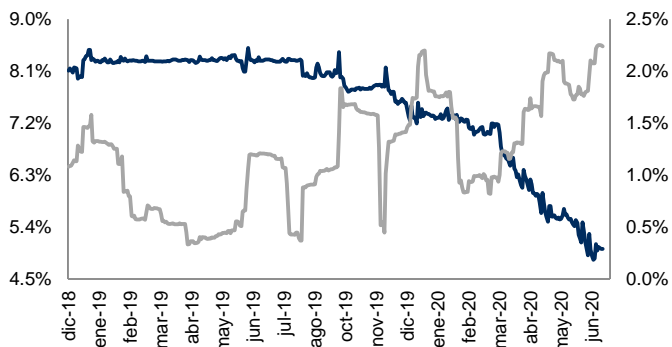
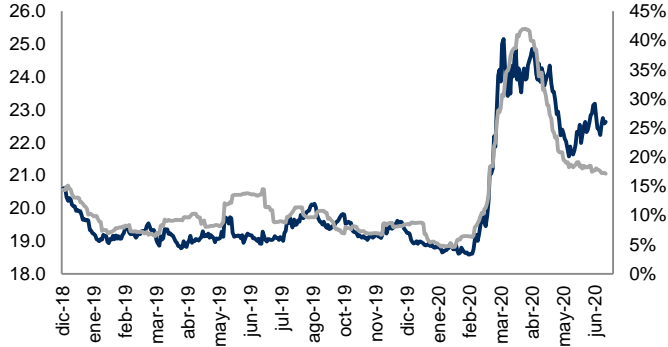


# Monitor de Mercados Financieros

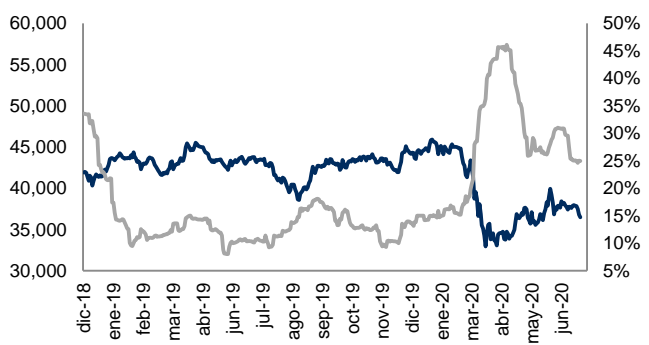
**ABs y Volatilidad** Cierre: 5.0% Volat: 2.2%



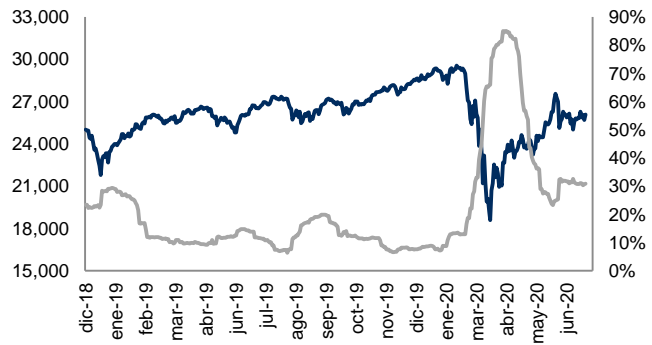
**Tipo Cambio y Volatilidad** Cierre: 22.6310 Volat: 17.2%



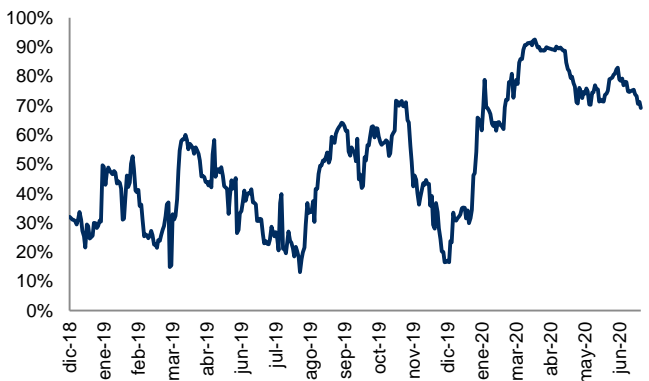
**IPC y Volatilidad** Cierre: 36,465.46 Volat: 25.0%



**DJI y Volatilidad** Cierre: 26,075.30 Volat: 30.9%



**Correlación entre IPC y DJI** Correl: 69.2%



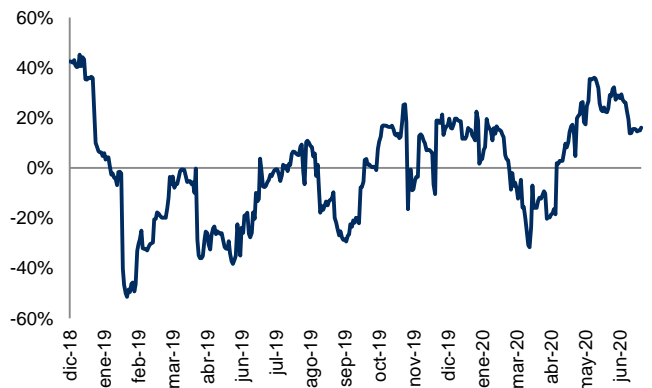
**Correlación entre Tipo Cambio y ABs** Correl: 5.0%



**Correlación entre IPC y Tipo Cambio** Correl: -46.1%

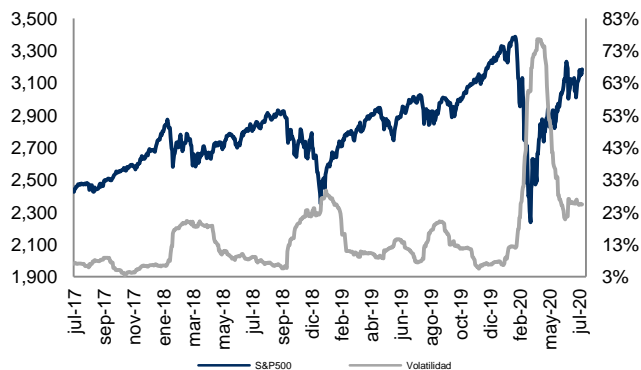


**Correlación entre IPC y Abs** Correl: 16.1%

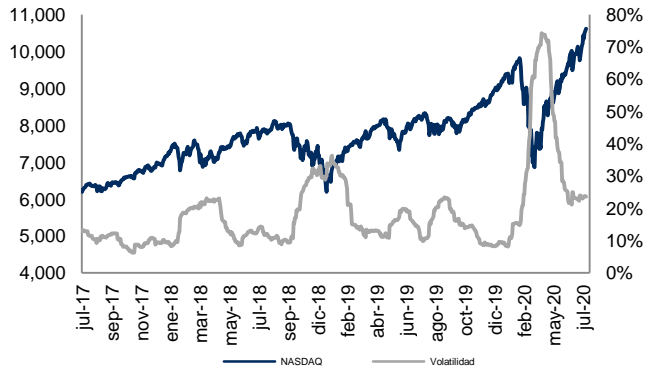


# Monitor de Mercados

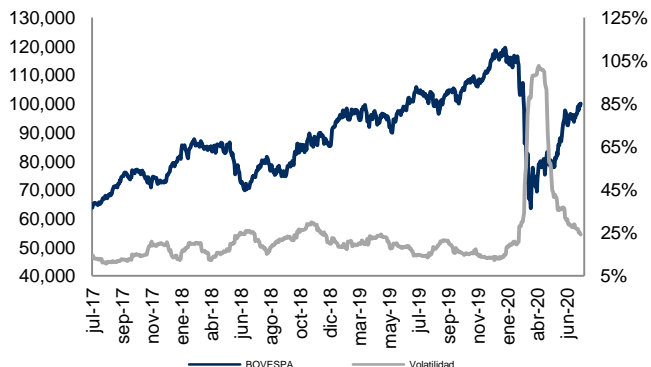
**S&P-500 (EE.UU.)** Cierre: 3,185.04 Volat: 25.4%



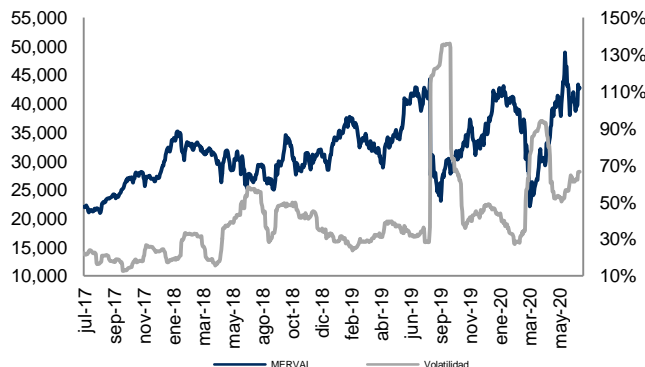
**NASDAQ (EE.UU.)** Cierre: 10,617.44 Volat: 23.6%



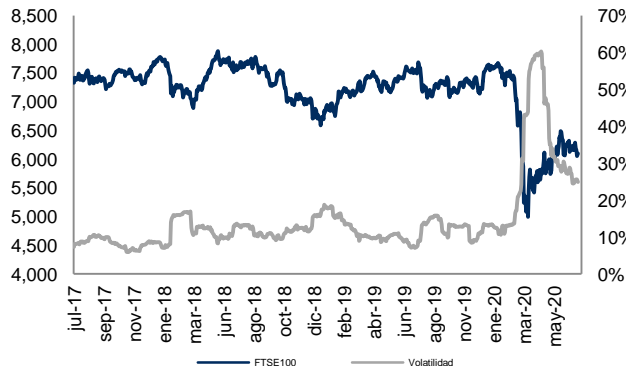
**BOVESPA (Sao Paulo)** Cierre: 100,029.05 Volat: 24.2%



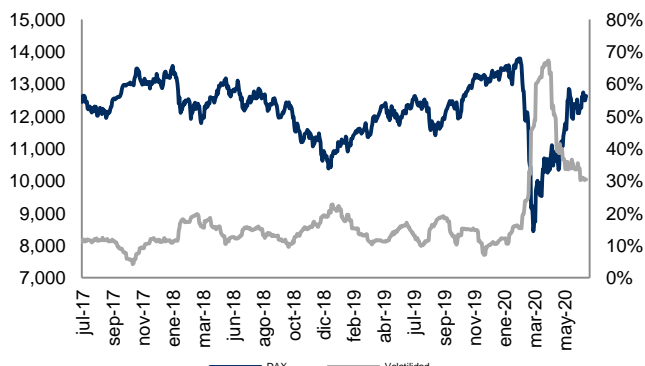
**MERVAL (Buenos Aires)** Cierre: 42,747.55 Volat: 66.5%



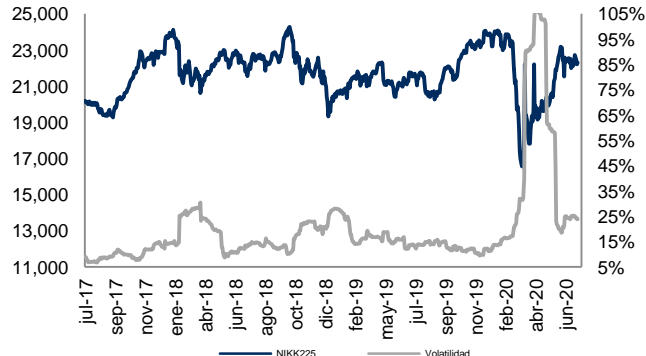
**FTSE-100 (Londres)** Cierre: 6,095.41 Volat: 24.9%



**DAX (Frankfurt)** Cierre: 12,633.71 Volat: 30.4%



**NIKKEI-225 (Tokio)** Cierre: 22,290.81 Volat: 23.8%



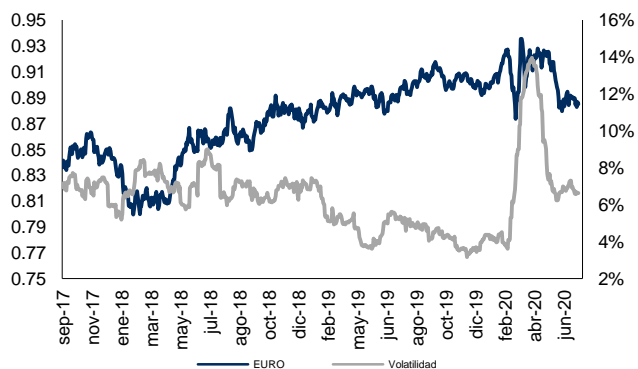
Índice	Rend. 7d	Rend. 30d	Rend. Año
S&P-500	1.76%	-0.16%	-1.42%
NASDAQ	4.01%	5.96%	18.33%
BOVESPA	3.27%	-1.24%	-17.18%
MERVAL	7.17%	-10.13%	-6.80%
FTSE100	0.20%	-4.61%	-18.08%
DAX	1.35%	0.19%	-3.24%
NIKK225	0.45%	-3.44%	-4.88%
IPC	-4.31%	-7.32%	-12.56%
DJI	0.96%	-3.39%	-8.63%
CAC40	-0.23%	-2.26%	-15.63%
HANGSENG	1.37%	2.68%	-8.74%
TSE300	0.43%	-1.31%	-5.29%
IBEX	-0.61%	-5.08%	-22.20%

Cifras al 10 de julio de 2020. Índices en USD.

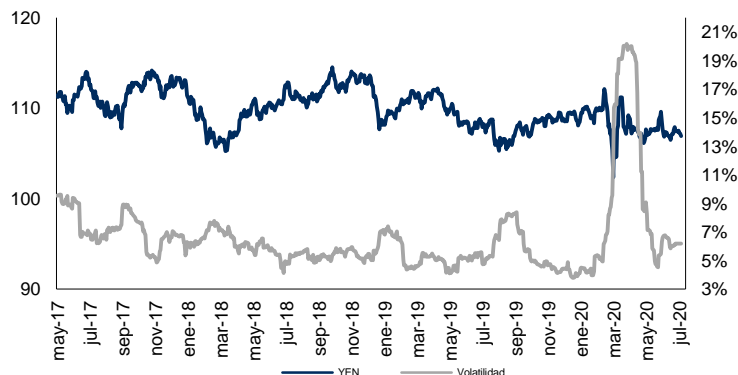


# Monitor de Divisas

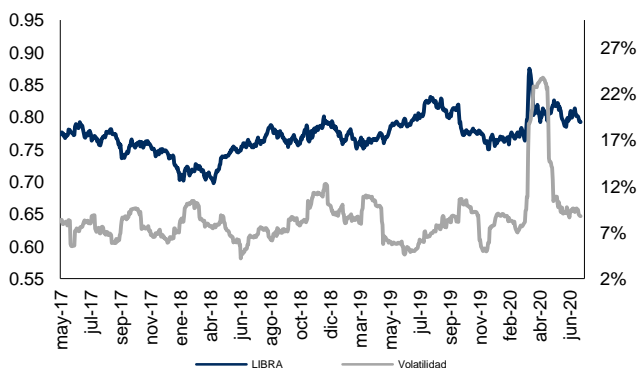
**Euro (€)** Cierre: 0.88 Volat: 6.6%



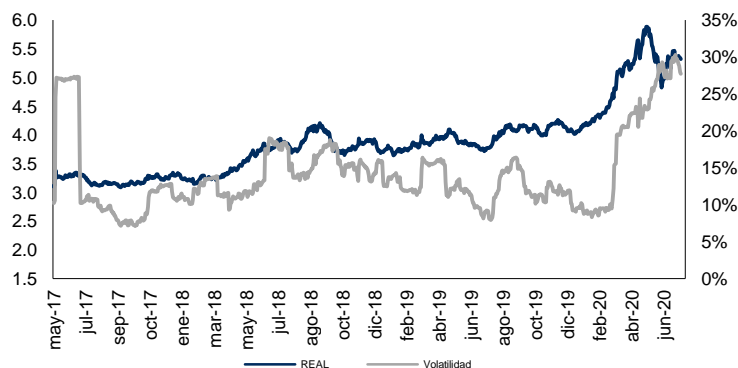
**Yen Japonés (¥)** Cierre: 106.92 Volat: 6.2%



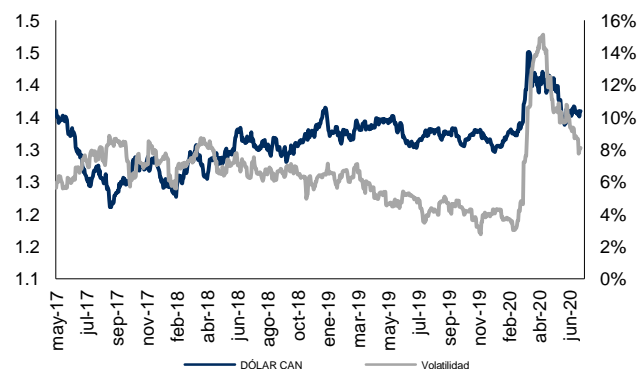
**Libra Esterlina (£)** Cierre: 0.79 Volat: 8.8%



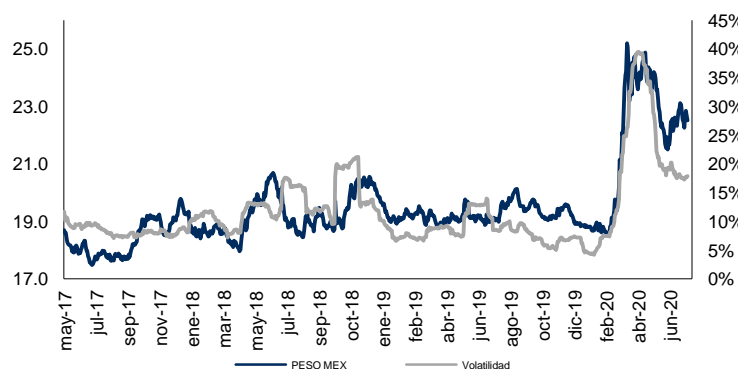
**Real Brasileño** Cierre: 5.32 Volat: 27.7%



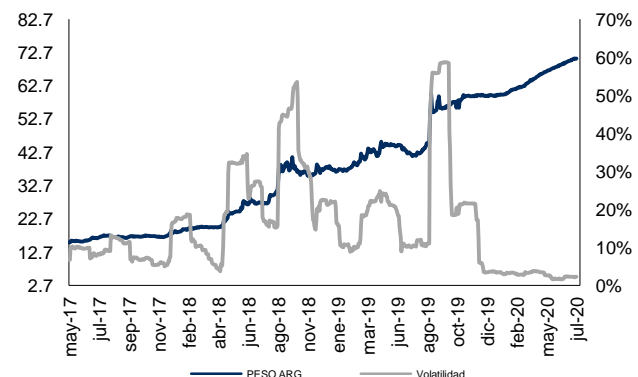
**Dólar Canadiense** Cierre: 1.36 Volat: 8.1%



**Peso Mexicano** Cierre: 22.52 Volat: 17.9%



**Peso Argentino** Cierre: 70.86 Volat: 2.3%



Moneda	Ultimo	7d	30d	Acumulado
<b>Euro</b>	0.88	0.51%	-0.63%	0.77%
<b>Yen</b>	106.92	0.52%	0.17%	1.61%
<b>Libra</b>	0.79	1.22%	-0.95%	-4.68%
<b>Real</b>	5.32	-0.21%	-6.52%	-24.46%
<b>Dólar Can</b>	1.36	-0.32%	-1.39%	-4.49%
<b>Peso Mex</b>	22.52	-0.13%	-2.87%	-16.26%
<b>Peso Arg</b>	70.86	-0.32%	-2.29%	-15.52%

Cifras al 10 de julio de 2020. Cotizaciones con respecto al USD.



# Monitor de Metales y Otros Commodities

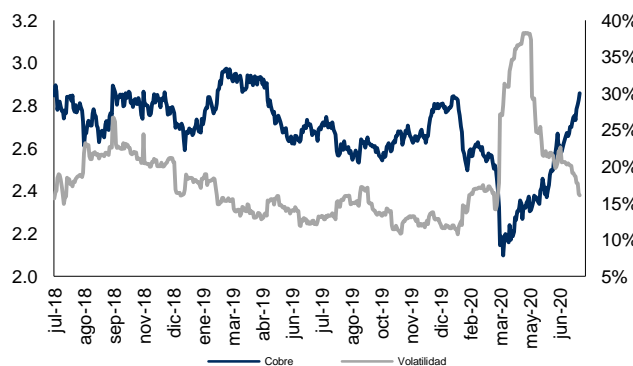
**Oro (USD / T. Oz.)** Cierre: 1,798.337 Volat: 11.4%



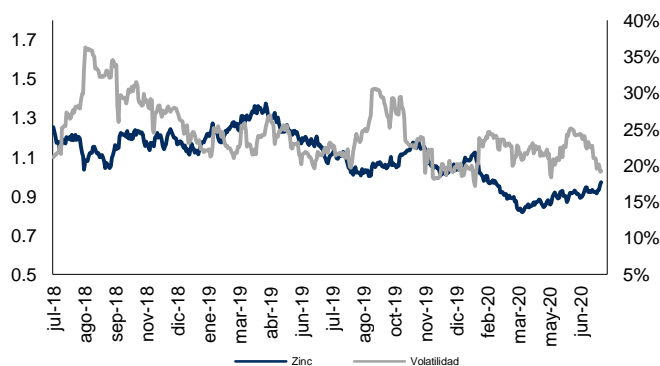
**Plata (USD / T. Oz.)** Cierre: 18.693 Volat: 26.4%



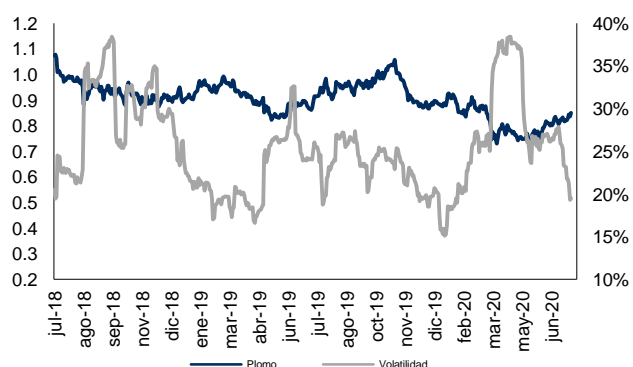
**Cobre (USD / libra)** Cierre: 2.858 Volat: 16.1%



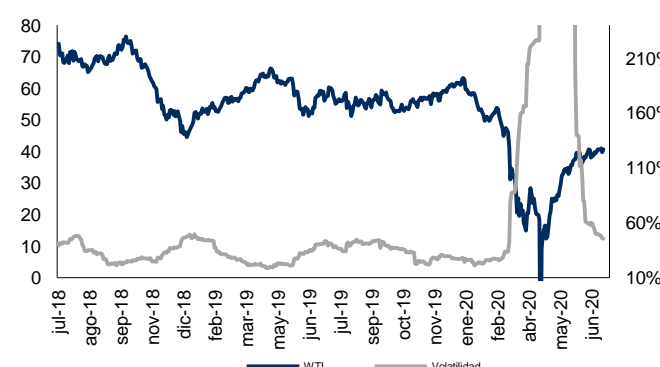
**Zinc (USD / libra)** Cierre: 0.972 Volat: 19.2%



**Plomo (USD / libra)** Cierre: 0.830 Volat: 19.5%



**WTI (USD / barril)** Cierre: 40.61 Volat: 45.6%



**Acero (Indice)** Cierre: 319.102 Volat: 12.3%



Metal	Ultimo	7d	30d	Acumulado
Oro	1798.34	1.33%	3.57%	18.52%
Plata	18.69	3.62%	2.68%	4.78%
Cobre	2.86	3.78%	9.50%	1.68%
Plomo	0.83	3.57%	4.90%	-5.21%
Zinc	0.97	5.58%	6.82%	-7.29%
WTI	40.61	-0.02%	2.58%	-33.60%
Acero	319.10	5.16%	6.39%	-1.58%

