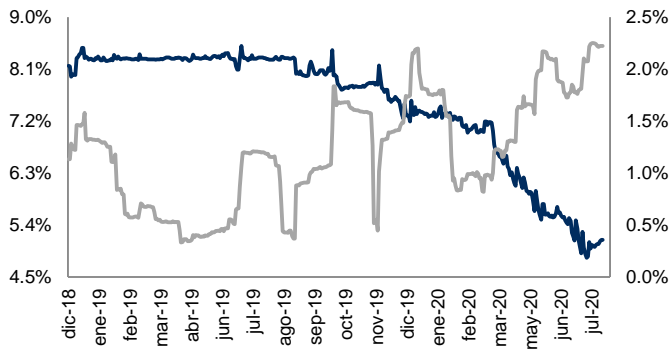


# Monitor de Mercados Financieros

## ABs y Volatilidad

Cierre: 5.1%

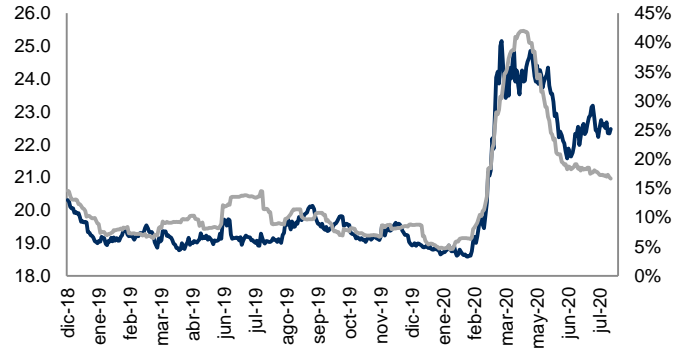
Volat: 2.2%



## Tipo Cambio y Volatilidad

Cierre: 22.4780

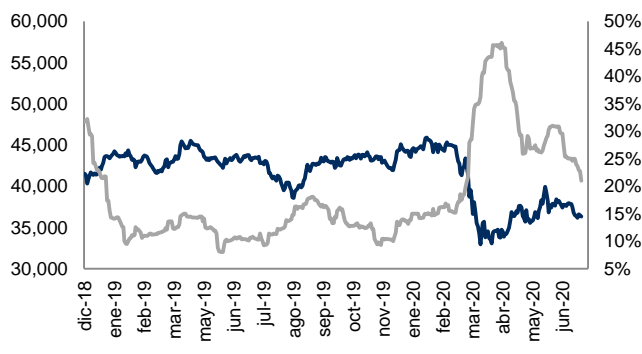
Volat: 16.7%



## IPC y Volatilidad

Cierre: 36,327.84

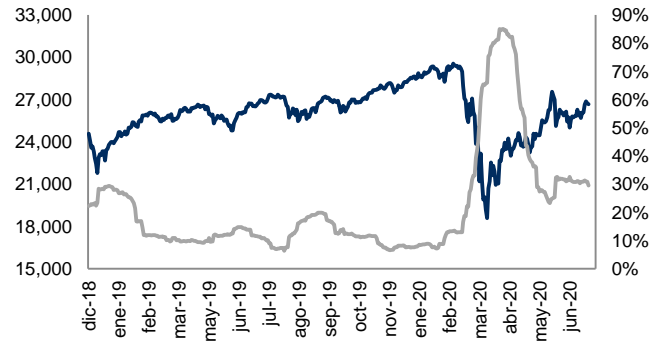
Volat: 21.0%



## DJI y Volatilidad

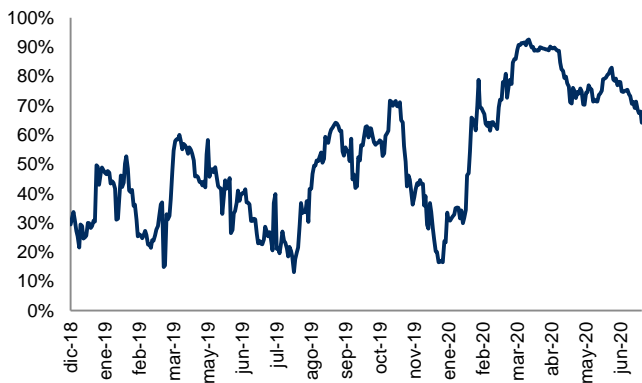
Cierre: 26,671.95

Volat: 29.5%



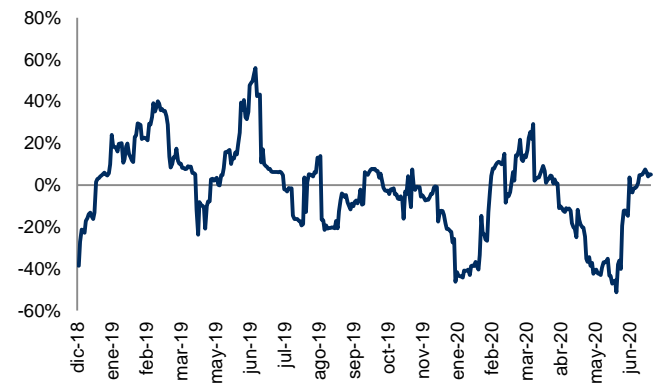
## Correlación entre IPC y DJI

Correl: 64.1%



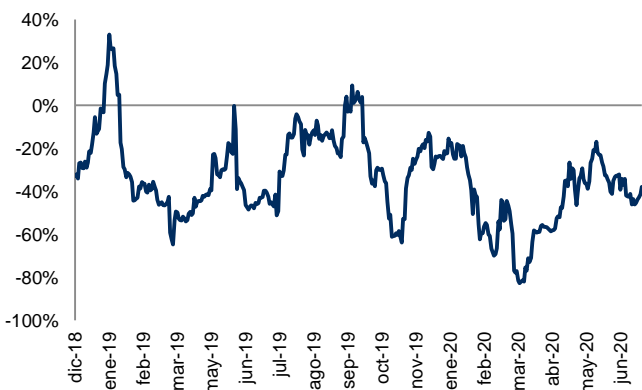
## Correlación entre Tipo Cambio y ABs

Correl: 5.0%



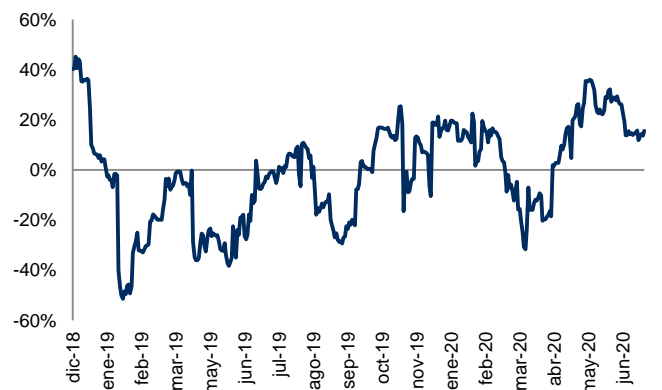
## Correlación entre IPC y Tipo Cambio

Correl: -38.0%



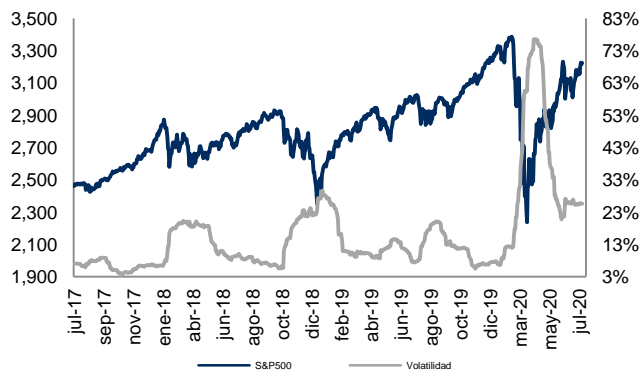
## Correlación entre IPC y Abs

Correl: 15.6%

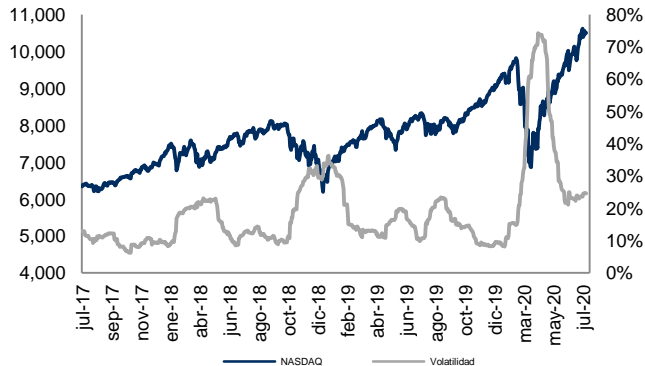


# Monitor de Mercados

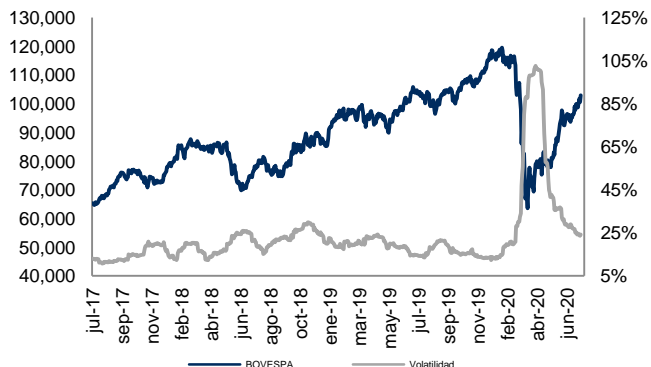
**S&P-500 (EE.UU.)** Cierre: 3,224.73 Volat: 25.6%



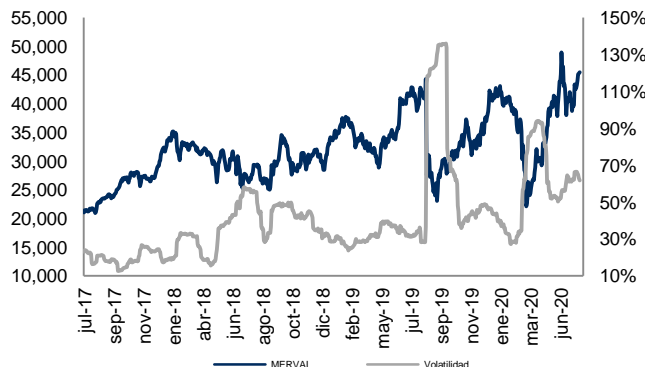
**NASDAQ (EE.UU.)** Cierre: 10,503.19 Volat: 24.6%



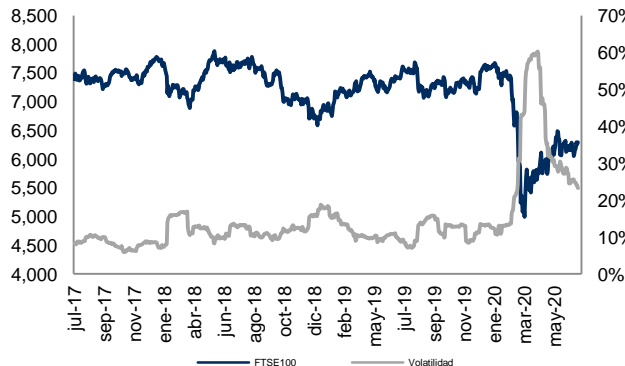
**BOVESPA (Sao Paulo)** Cierre: 102,915.18 Volat: 24.3%



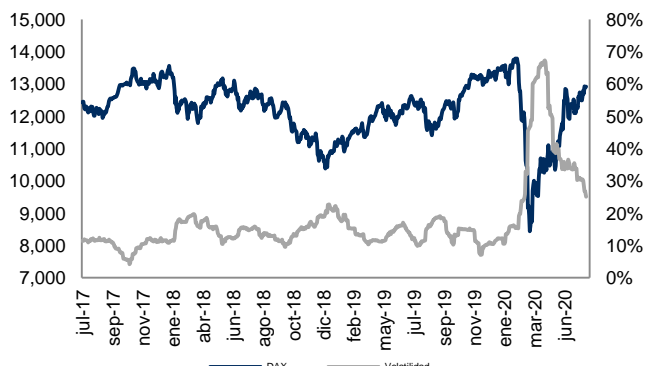
**MERVAL (Buenos Aires)** Cierre: 45,475.24 Volat: 61.7%



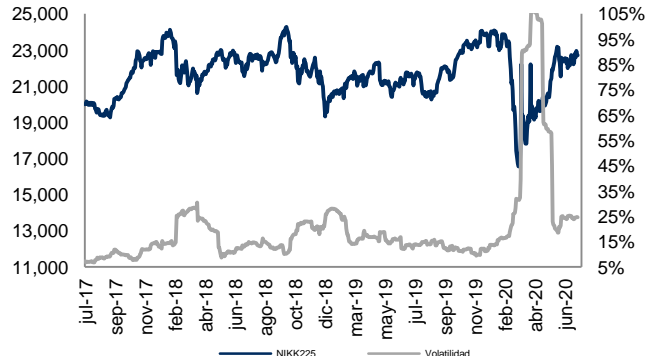
**FTSE-100 (Londres)** Cierre: 6,290.30 Volat: 23.3%



**DAX (Frankfurt)** Cierre: 12,919.61 Volat: 25.1%



**NIKKEI-225 (Tokio)** Cierre: 22,696.42 Volat: 24.6%



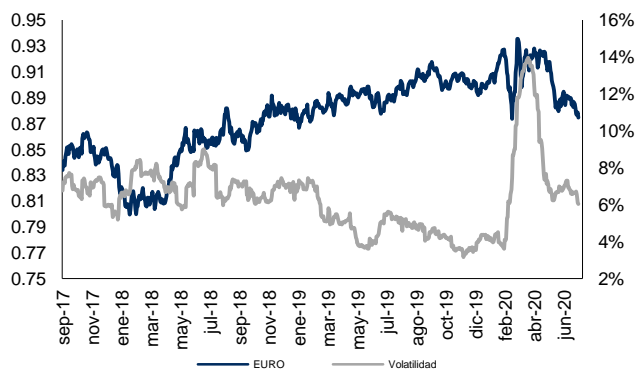
| Índice   | Rend. 7d | Rend. 30d | Rend. Año |
|----------|----------|-----------|-----------|
| S&P-500  | 1.25%    | 3.57%     | -0.19%    |
| NASDAQ   | -1.08%   | 5.98%     | 17.06%    |
| BOVESPA  | 1.72%    | 4.69%     | -15.75%   |
| MERVAL   | 5.47%    | 9.32%     | -1.70%    |
| FTSE100  | 2.70%    | 0.68%     | -15.86%   |
| DAX      | 3.48%    | 6.14%     | 0.13%     |
| NIKK225  | 1.76%    | 1.10%     | -3.21%    |
| IPC      | -0.77%   | -5.25%    | -13.23%   |
| DJI      | 2.29%    | 2.11%     | -6.54%    |
| CAC40    | 3.21%    | 3.22%     | -12.92%   |
| HANGSENG | -2.50%   | 2.43%     | -11.02%   |
| TSE300   | 2.70%    | 4.34%     | -2.73%    |
| IBEX     | 2.84%    | 1.20%     | -19.99%   |

Cifras al 17 de julio de 2020. Índices en USD.

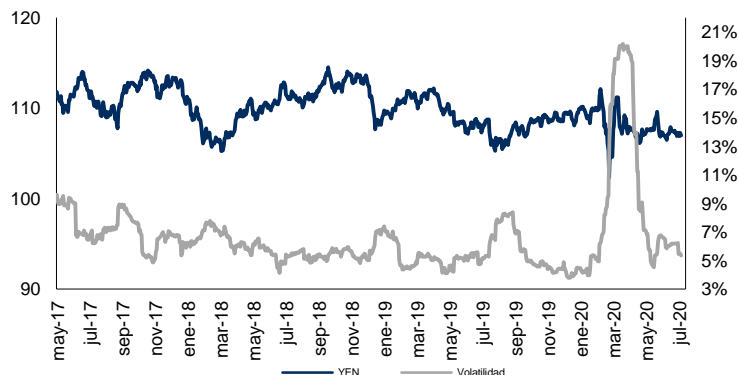


# Monitor de Divisas

**Euro (€)** Cierre: 0.87 Volat: 6.0%



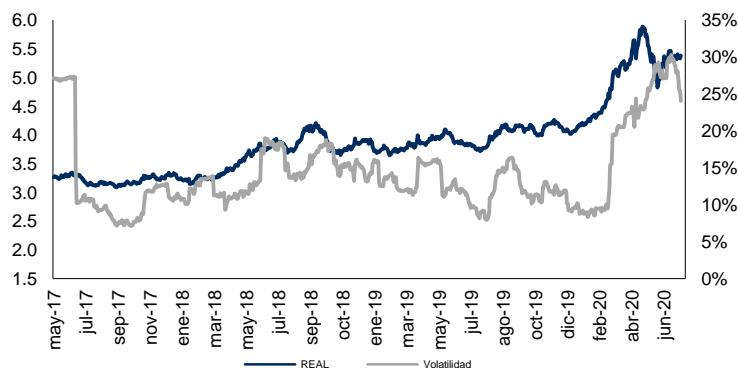
**Yen Japonés (¥)** Cierre: 106.98 Volat: 5.3%



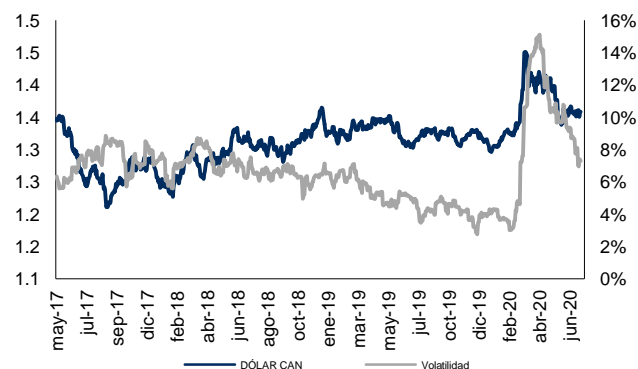
**Libra Esterlina (£)** Cierre: 0.80 Volat: 8.2%



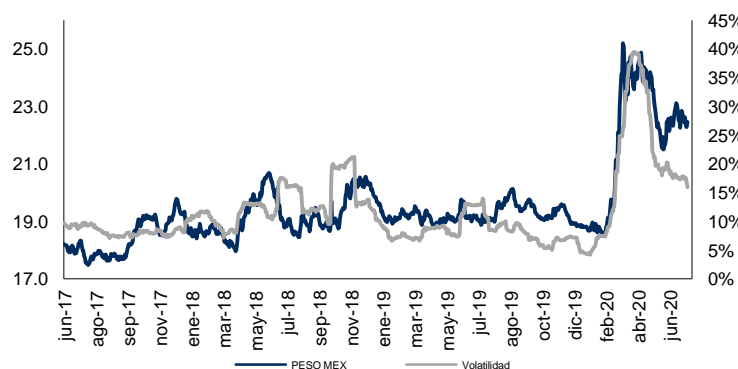
**Real Brasileño** Cierre: 5.38 Volat: 24.1%



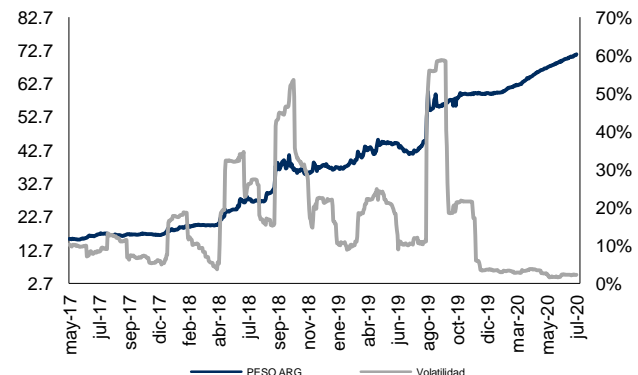
**Dólar Canadiense** Cierre: 1.36 Volat: 7.3%



**Peso Mexicano** Cierre: 22.46 Volat: 16.0%



**Peso Argentino** Cierre: 71.47 Volat: 2.3%



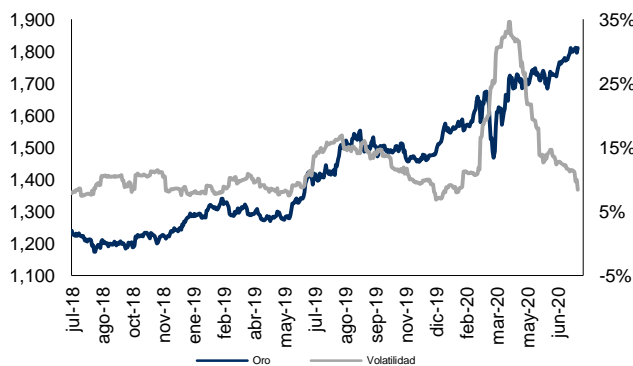
| Moneda           | Ultimo | 7d     | 30d    | Acumulado |
|------------------|--------|--------|--------|-----------|
| <b>Euro</b>      | 0.87   | 1.19%  | 1.73%  | 1.97%     |
| <b>Yen</b>       | 106.98 | -0.06% | 0.03%  | 1.55%     |
| <b>Libra</b>     | 0.80   | -0.48% | 0.09%  | -5.14%    |
| <b>Real</b>      | 5.38   | -1.13% | -2.80% | -25.31%   |
| <b>Dólar Can</b> | 1.36   | 0.09%  | -0.15% | -4.41%    |
| <b>Peso Mex</b>  | 22.46  | 0.24%  | -0.59% | -16.06%   |
| <b>Peso Arg</b>  | 71.47  | -0.85% | -2.71% | -16.24%   |

Cifras al 17 de julio de 2020. Cotizaciones con respecto a USD.

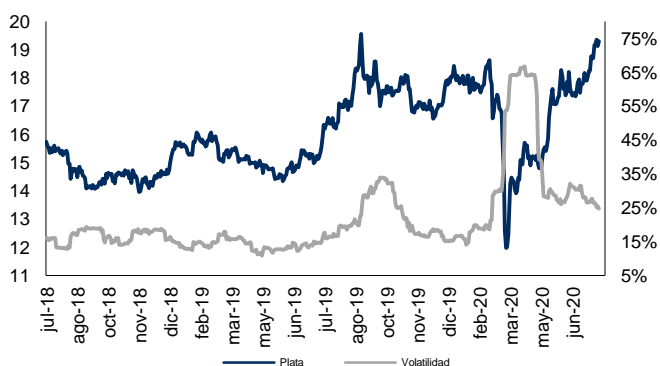


# Monitor de Metales y Otros Commodities

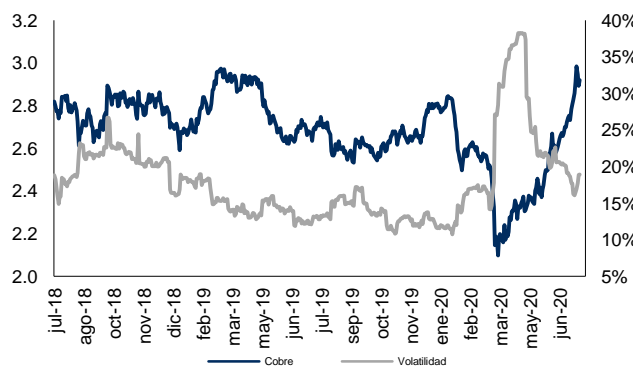
**Oro (USD / T. Oz.)** Cierre: 1,810.273 Volat: 8.4%



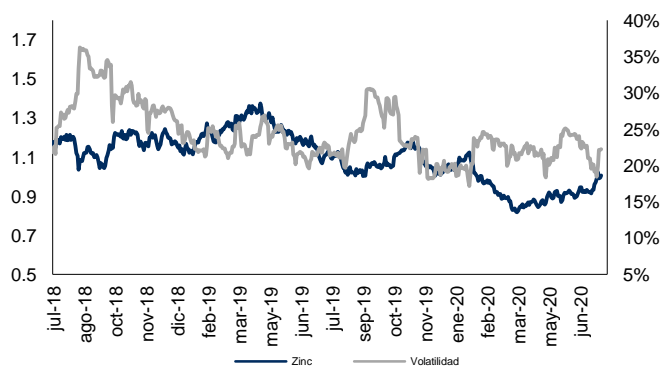
**Plata (USD / T. Oz.)** Cierre: 19.303 Volat: 24.8%



**Cobre (USD / libra)** Cierre: 2.920 Volat: 18.9%



**Zinc (USD / libra)** Cierre: 1.005 Volat: 22.3%



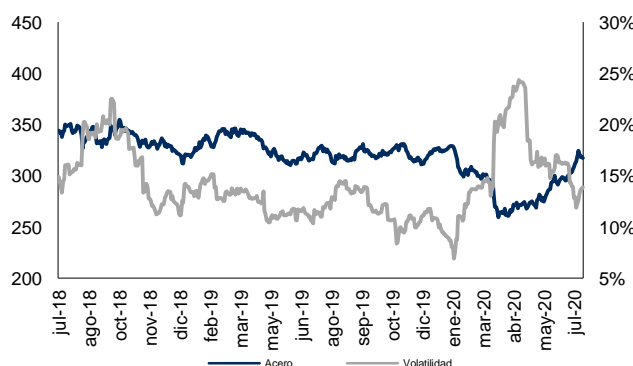
**Plomo (USD / libra)** Cierre: 0.831 Volat: 18.6%



**WTI (USD / barril)** Cierre: 40.60 Volat: 42.8%



**Acero (Indice)** Cierre: 317.162 Volat: 13.9%



| Metal | Ultimo  | 7d     | 30d    | Acumulado |
|-------|---------|--------|--------|-----------|
| Oro   | 1810.27 | 0.66%  | 4.86%  | 19.30%    |
| Plata | 19.30   | 3.26%  | 10.48% | 8.20%     |
| Cobre | 2.92    | 2.18%  | 12.97% | 3.90%     |
| Plomo | 0.83    | 0.07%  | 4.94%  | -5.14%    |
| Zinc  | 1.01    | 3.38%  | 11.69% | -4.15%    |
| WTI   | 40.60   | -0.02% | 6.95%  | -33.62%   |
| Acero | 317.16  | -0.61% | 7.18%  | -2.17%    |

