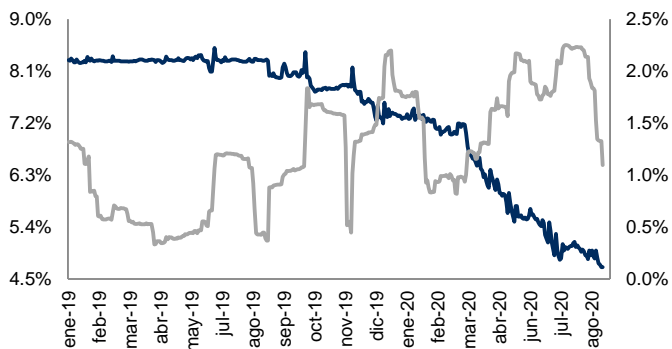
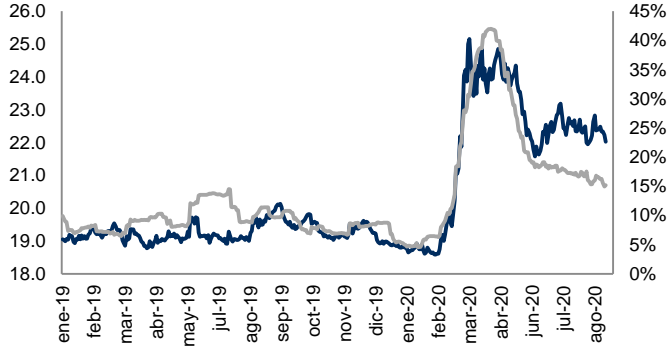


Monitor de Mercados Financieros

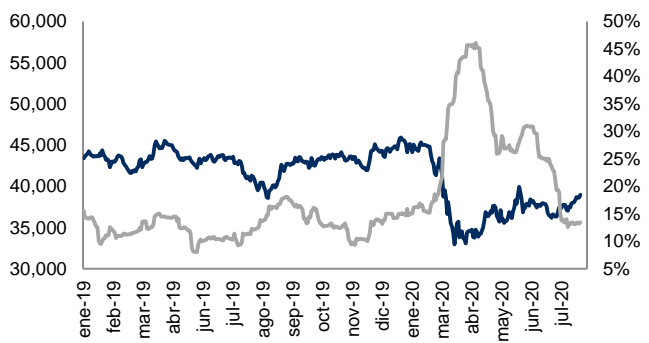
ABs y Volatilidad Cierre: 4.7% Volat: 1.1%



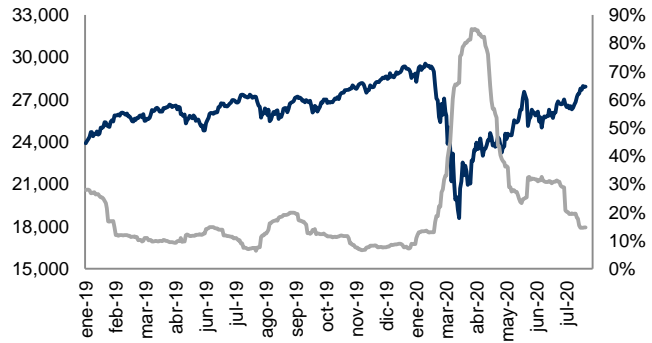
Tipo Cambio y Volatilidad Cierre: 22.0260 Volat: 15.2%



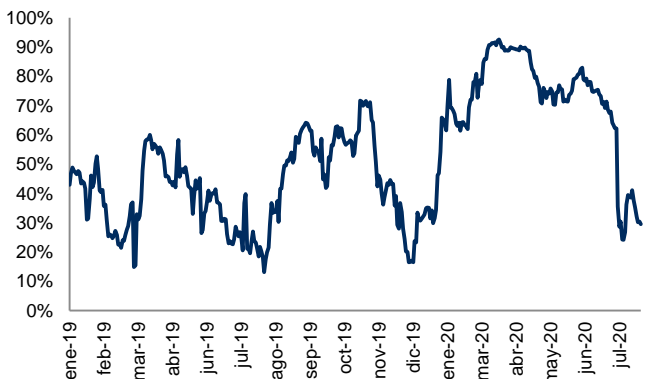
IPC y Volatilidad Cierre: 38,949.88 Volat: 13.4%



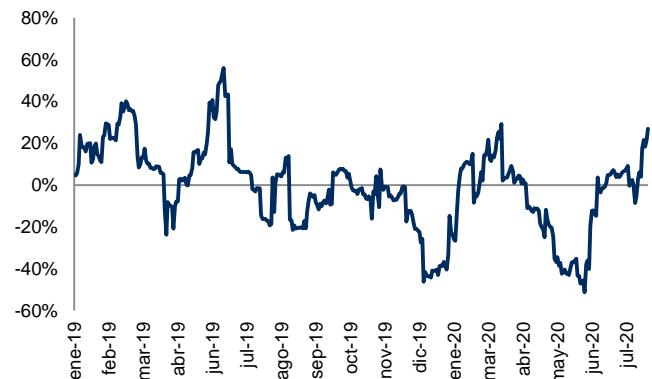
DJI y Volatilidad Cierre: 27,931.02 Volat: 14.7%



Correlación entre IPC y DJI Correl: 29.5%



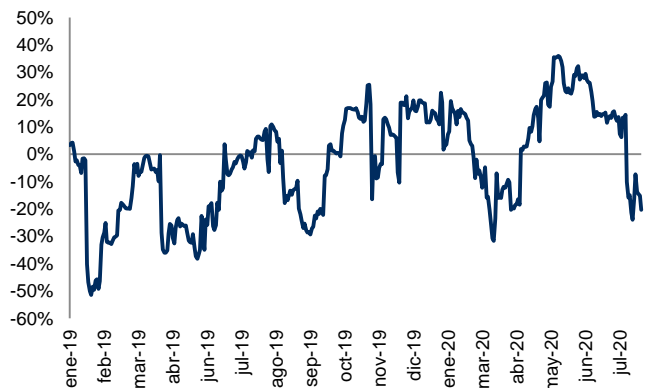
Correlación entre Tipo Cambio y ABs Correl: 26.9%



Correlación entre IPC y Tipo Cambio Correl: -35.9%

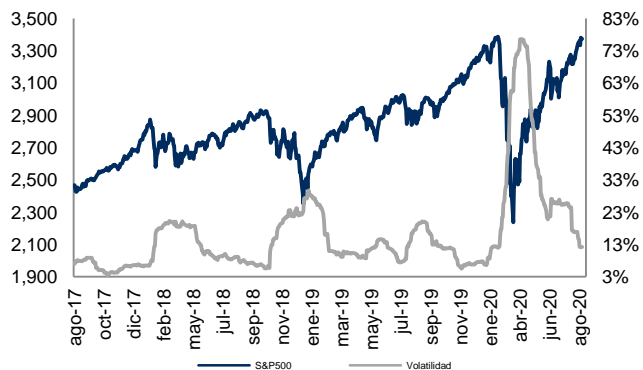


Correlación entre IPC y Abs Correl: -20.4%

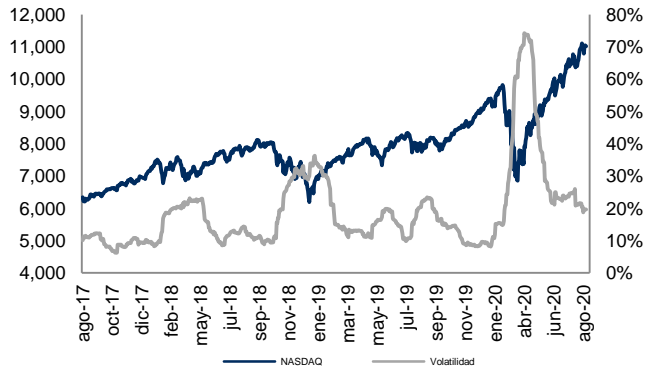


Monitor de Mercados

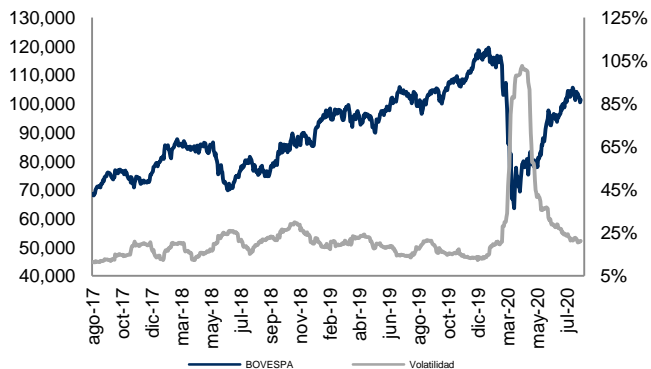
S&P-500 (EE.UU.) Cierre: 3,372.85 Volat: 12.2%



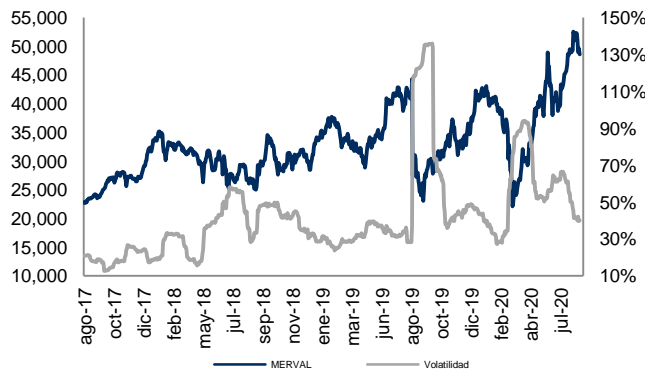
NASDAQ (EE.UU.) Cierre: 11,019.30 Volat: 19.7%



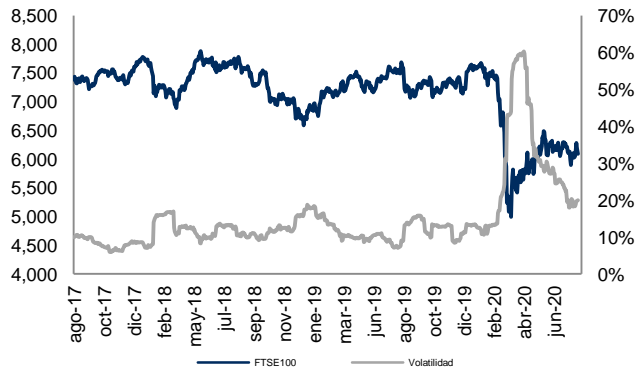
BOVESPA (Sao Paulo) Cierre: 101,353.45 Volat: 21.3%



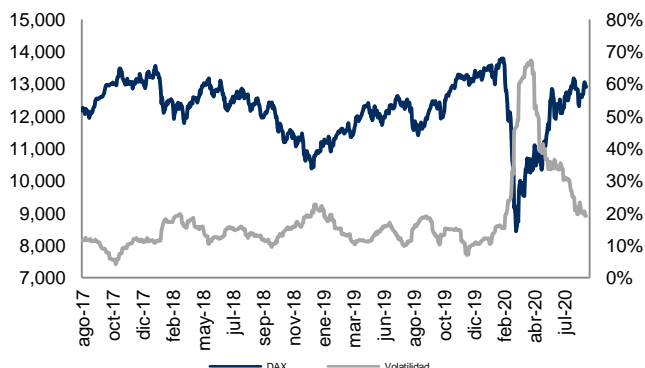
MERVAL (Buenos Aires) Cierre: 48,547.91 Volat: 40.1%



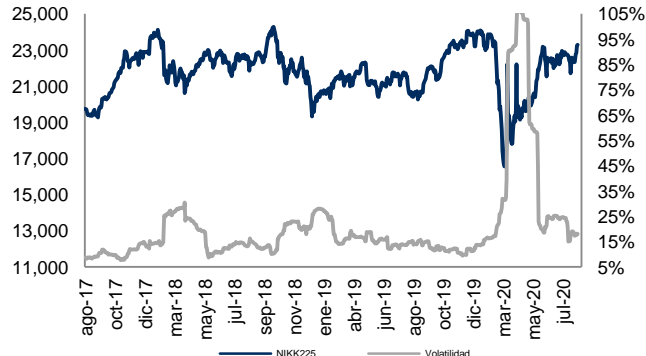
FTSE-100 (Londres) Cierre: 6,090.04 Volat: 19.9%



DAX (Frankfurt) Cierre: 12,901.34 Volat: 19.2%



NIKKEI-225 (Tokio) Cierre: 23,289.36 Volat: 18.1%



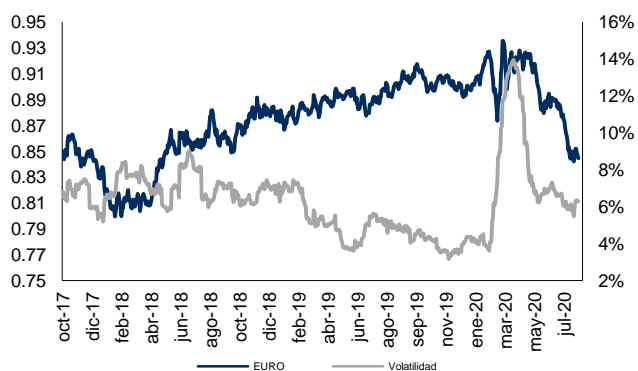
Índice	Rend. 7d	Rend. 30d	Rend. Año
S&P-500	0.64%	4.53%	4.40%
NASDAQ	0.08%	4.44%	22.81%
BOVESPA	-1.32%	-1.45%	-17.71%
MERVAL	-7.71%	4.74%	2.53%
FTSE100	1.19%	0.66%	-15.15%
DAX	2.24%	3.52%	3.52%
NIKK225	3.69%	1.82%	-0.31%
IPC	4.49%	8.24%	-4.38%
DJI	1.81%	3.95%	-2.13%
CAC40	1.96%	0.79%	-11.74%
HANGSENG	2.65%	-1.16%	-10.65%
TSE300	0.72%	4.74%	2.07%
IBEX	3.40%	-0.86%	-20.35%

Cifras al 14 de agosto de 2020. Índices en USD.

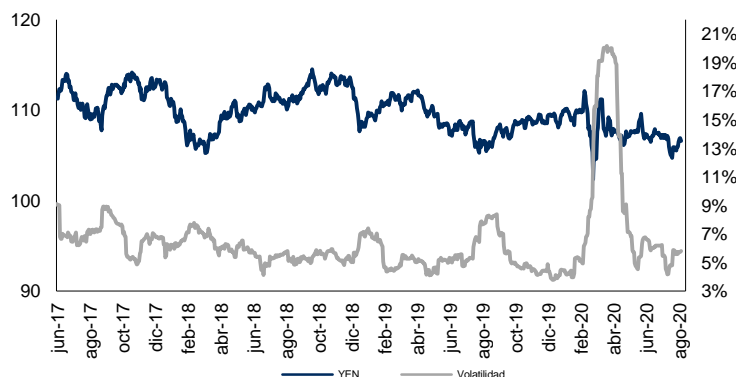


Monitor de Divisas

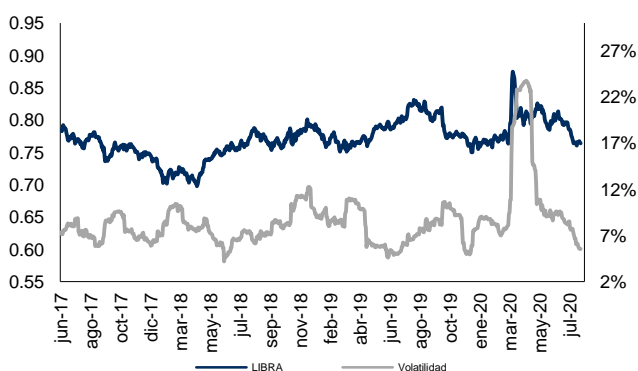
Euro (€) Cierre: 0.84 Volat: 6.3%



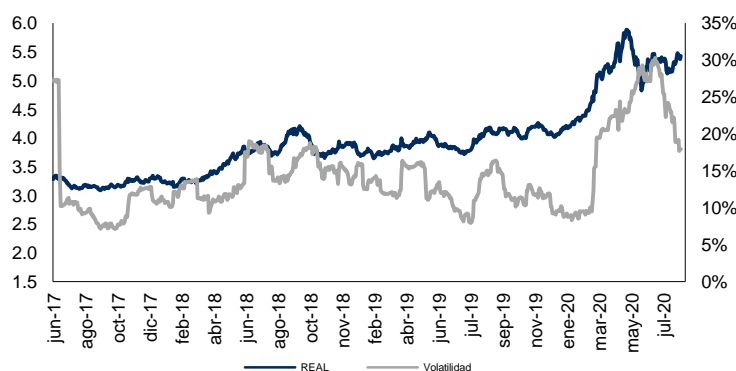
Yen Japonés (¥) Cierre: 106.58 Volat: 5.8%



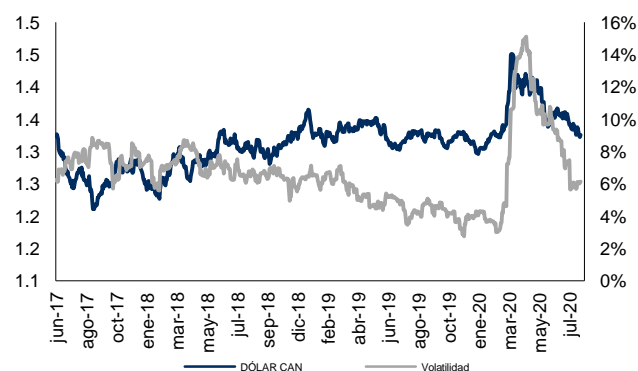
Libra Esterlina (£) Cierre: 0.76 Volat: 5.5%



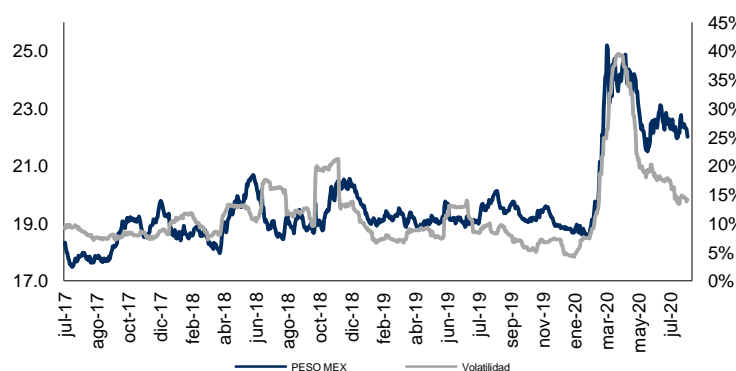
Real Brasileño Cierre: 5.43 Volat: 17.9%



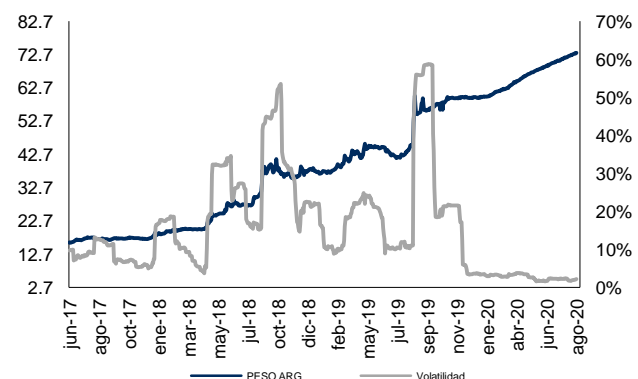
Dólar Canadiense Cierre: 1.33 Volat: 6.1%



Peso Mexicano Cierre: 22.02 Volat: 14.2%



Peso Argentino Cierre: 73.15 Volat: 2.2%



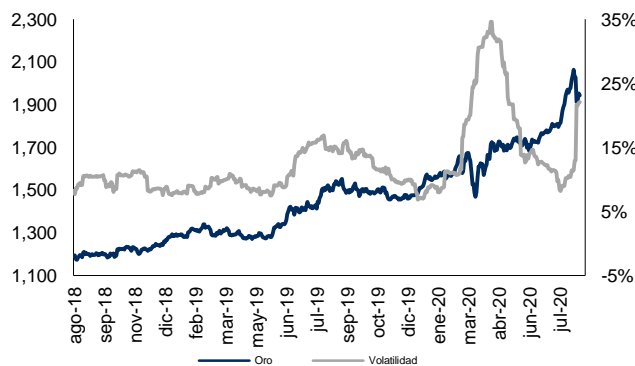
Moneda	Ultimo	7d	30d	Acumulado
Euro	0.84	0.45%	3.76%	5.57%
Yen	106.58	-0.58%	0.32%	1.93%
Libra	0.76	0.23%	4.01%	-1.19%
Real	5.43	0.14%	-1.03%	-25.93%
Dólar Can	1.33	0.91%	1.88%	-2.07%
Peso Mex	22.02	2.01%	1.48%	-14.36%
Peso Arg	73.15	-0.53%	-2.66%	-18.17%

Cifras al 14 de agosto de 2020. Cotizaciones con respecto al USD.

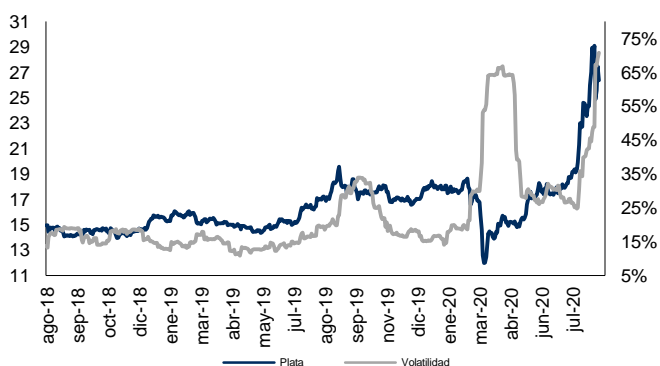


Monitor de Metales y Otros Commodities

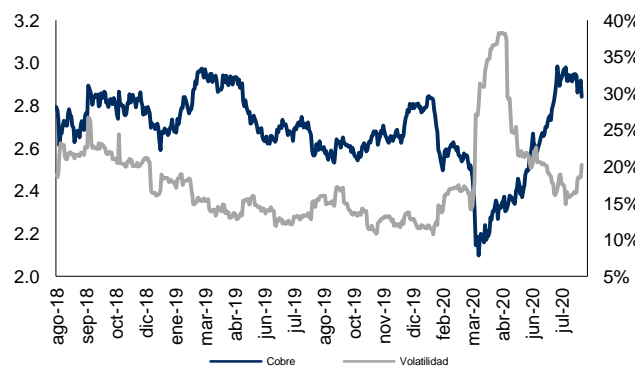
Oro (USD / T. Oz.) Cierre: 1,943.293 Volat: 22.1%



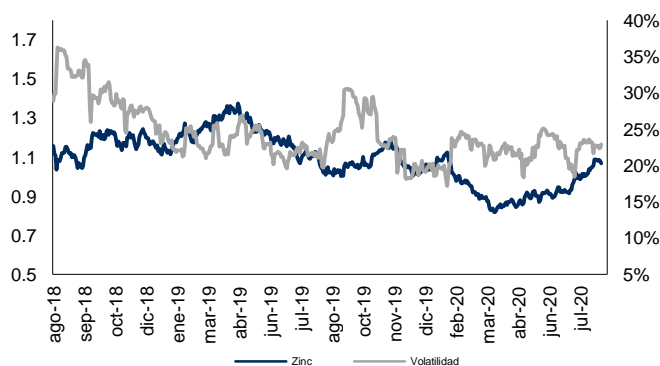
Plata (USD / T. Oz.) Cierre: 26.373 Volat: 70.8%



Cobre (USD / libra) Cierre: 2.841 Volat: 20.2%



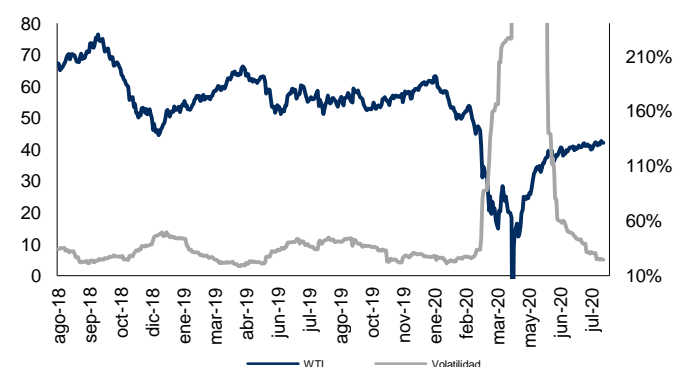
Zinc (USD / libra) Cierre: 1.068 Volat: 22.9%



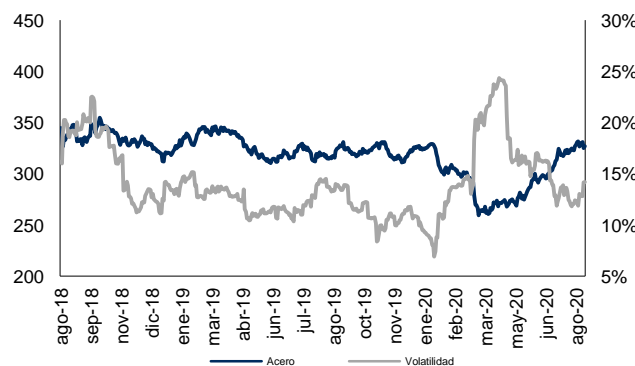
Plomo (USD / libra) Cierre: 0.874 Volat: 22.7%



WTI (USD / barril) Cierre: 42.10 Volat: 24.6%



Acero (Indice) Cierre: 326.842 Volat: 14.2%



Metal	Ultimo	7d	30d	Acumulado
Oro	1943.29	-4.31%	7.31%	28.07%
Plata	26.37	-6.36%	36.22%	47.83%
Cobre	2.84	-3.34%	-3.57%	1.09%
Plomo	0.87	-1.13%	5.18%	-0.20%
Zinc	1.07	-1.83%	7.78%	1.83%
WTI	42.10	2.16%	2.06%	-31.16%
Acero	326.84	0.07%	2.69%	0.81%

