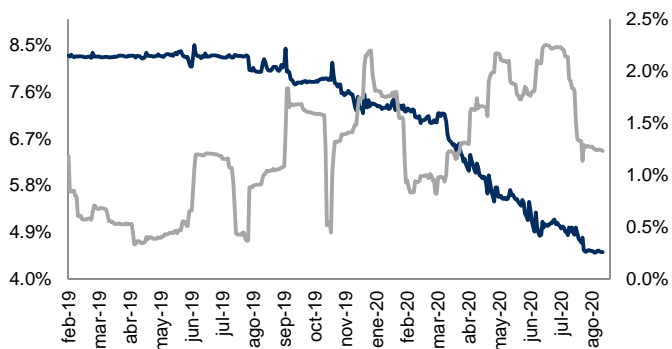
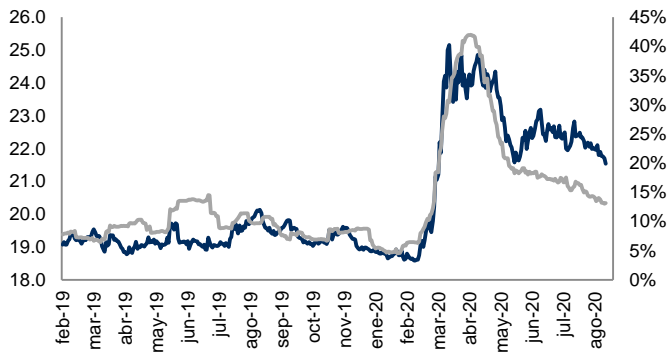


Monitor de Mercados Financieros

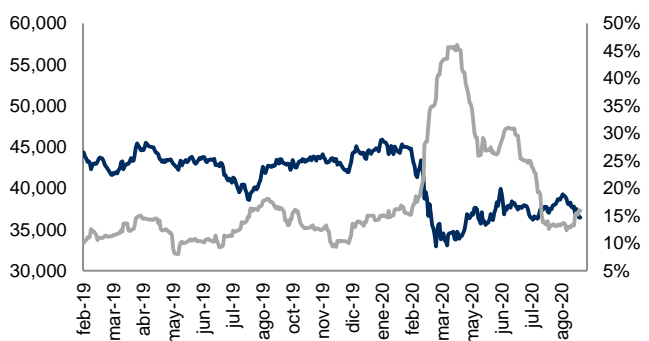
ABs y Volatilidad Cierre: 4.5% Volat: 1.2%



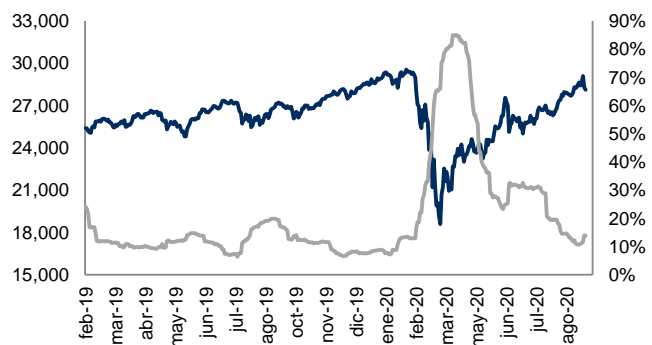
Tipo Cambio y Volatilidad Cierre: 21.5320 Volat: 13.1%



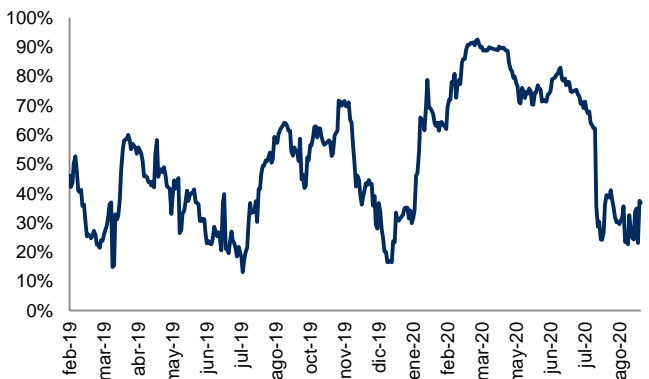
IPC y Volatilidad Cierre: 36,448.50 Volat: 15.9%



DJI y Volatilidad Cierre: 28,133.31 Volat: 13.9%



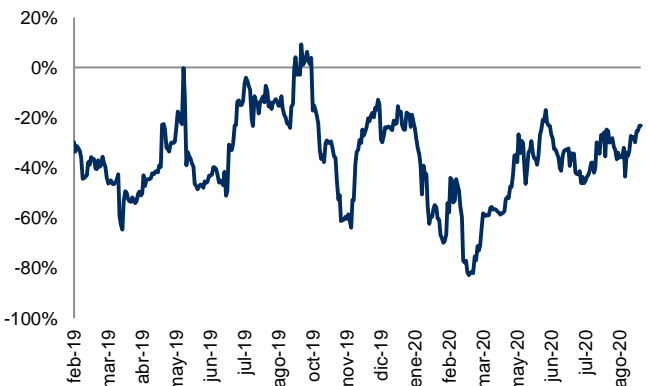
Correlación entre IPC y DJI Correl: 36.8%



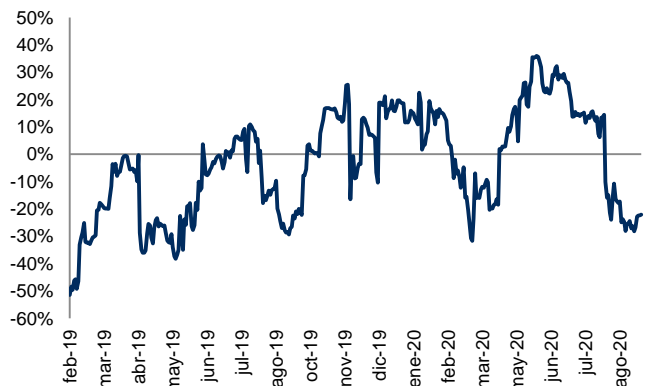
Correlación entre Tipo Cambio y ABs Correl: 0.8%



Correlación entre IPC y Tipo Cambio Correl: -23.2%

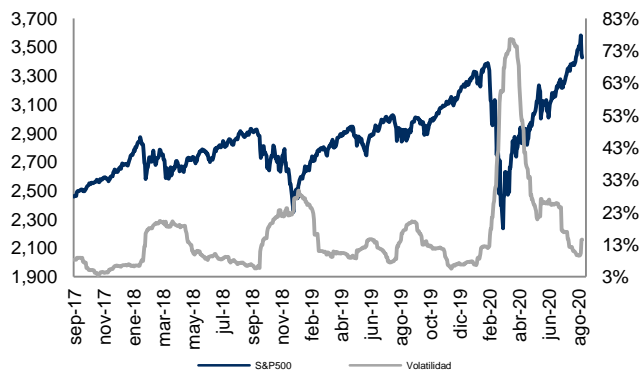


Correlación entre IPC y Abs Correl: -22.2%

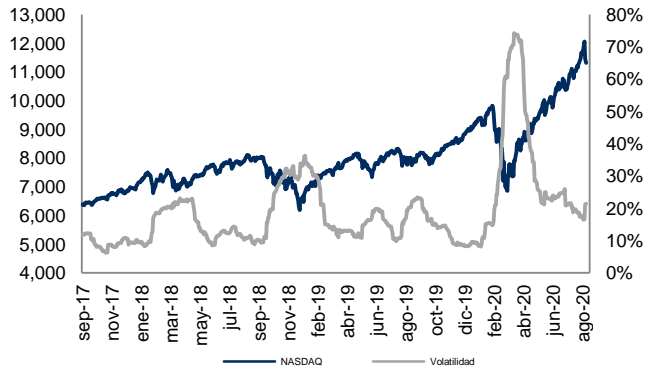


Monitor de Mercados

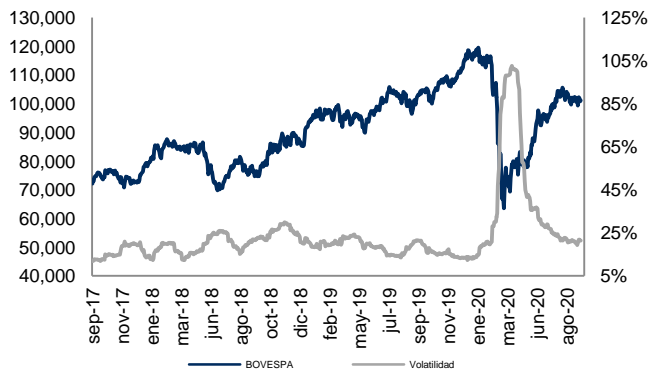
S&P-500 (EE.UU.) Cierre: 3,426.96 Volat: 14.5%



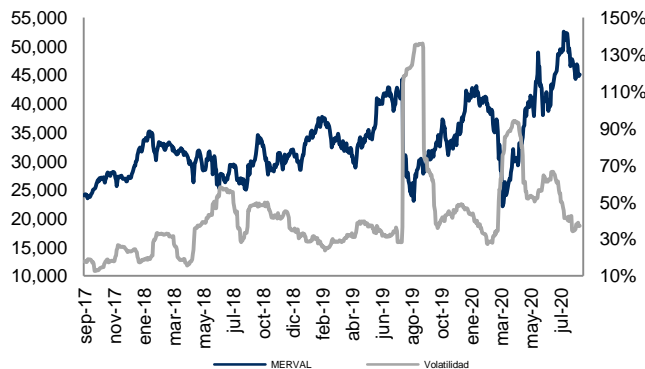
NASDAQ (EE.UU.) Cierre: 11,313.13 Volat: 21.4%



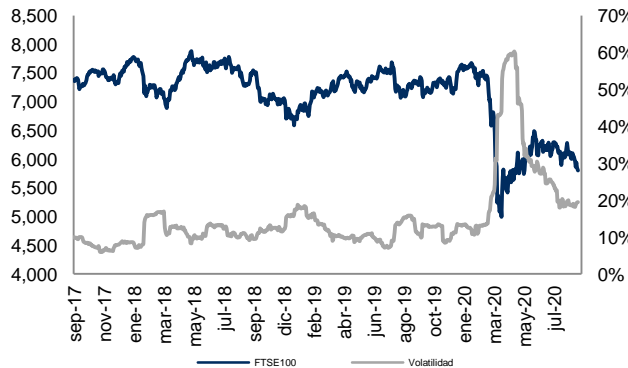
BOVESPA (Sao Paulo) Cierre: 101,130.74 Volat: 21.5%



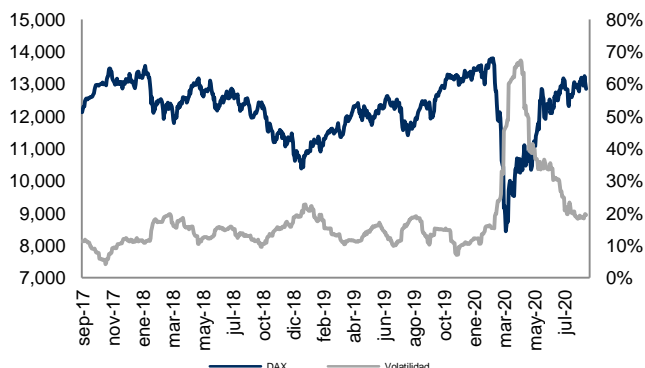
MERVAL (Buenos Aires) Cierre: 45,075.06 Volat: 37.0%



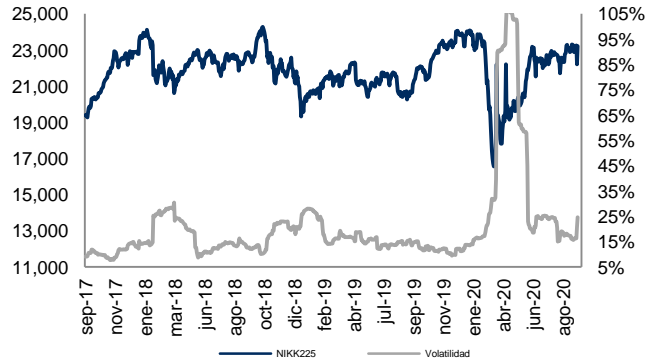
FTSE-100 (Londres) Cierre: 5,799.08 Volat: 19.5%



DAX (Frankfurt) Cierre: 12,842.66 Volat: 19.4%



NIKKEI-225 (Tokio) Cierre: 23,205.43 Volat: 24.6%



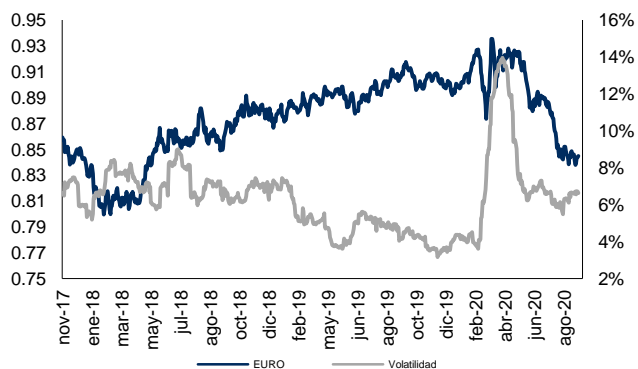
Índice	Rend. 7d	Rend. 30d	Rend. Año
S&P-500	-2.31%	2.98%	6.07%
NASDAQ	-3.27%	2.86%	26.09%
BOVESPA	1.28%	-1.80%	-15.94%
MERVAL	-3.60%	-13.93%	-6.43%
FTSE100	-3.28%	-3.80%	-18.03%
DAX	-1.98%	1.22%	3.03%
NIKK225	0.59%	2.46%	-0.34%
IPC	-2.72%	-0.35%	-8.93%
DJI	-1.82%	3.43%	-1.42%
CAC40	-1.28%	0.42%	-11.72%
HANGSENG	-2.86%	-1.62%	-12.38%
TSE300	-2.71%	-0.23%	1.75%
IBEX	-2.53%	-0.93%	-22.20%

Cifras al 04 de septiembre de 2020. Índices en USD.

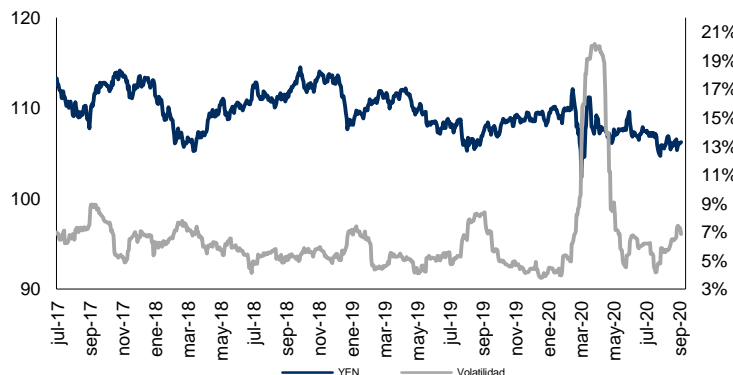


Monitor de Divisas

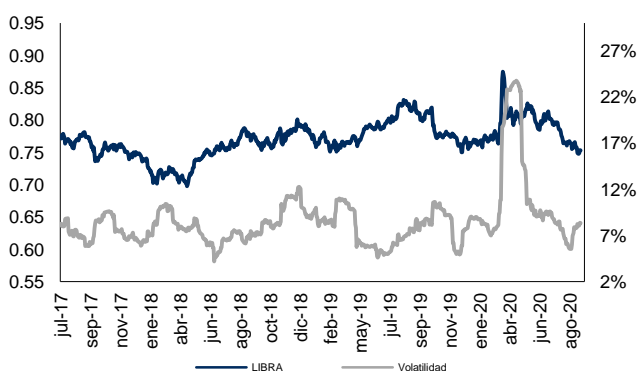
Euro (€) Cierre: 0.84 Volat: 6.6%



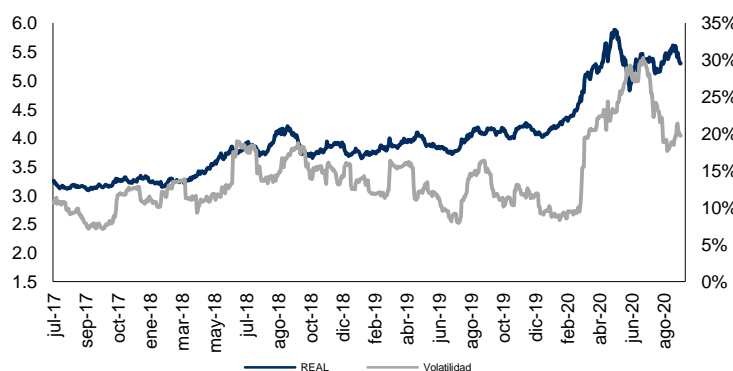
Yen Japonés (¥) Cierre: 106.23 Volat: 6.9%



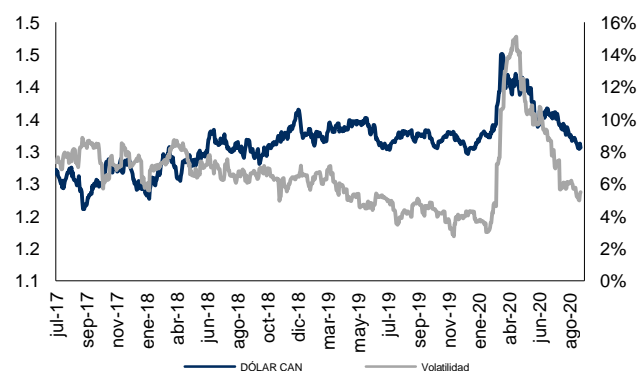
Libra Esterlina (£) Cierre: 0.75 Volat: 8.3%



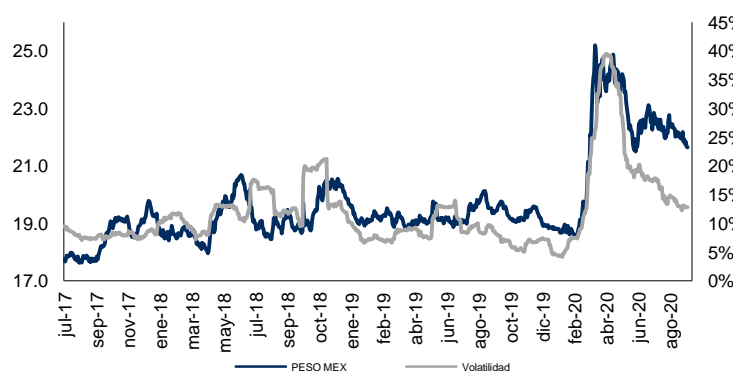
Real Brasileño Cierre: 5.30 Volat: 19.8%



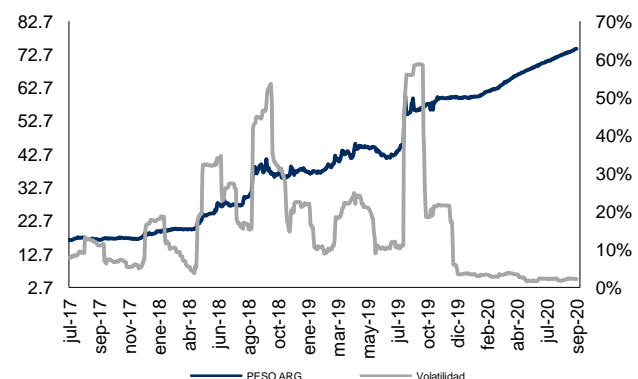
Dólar Canadiense Cierre: 1.31 Volat: 5.5%



Peso Mexicano Cierre: 21.65 Volat: 12.8%



Peso Argentino Cierre: 74.42 Volat: 2.2%



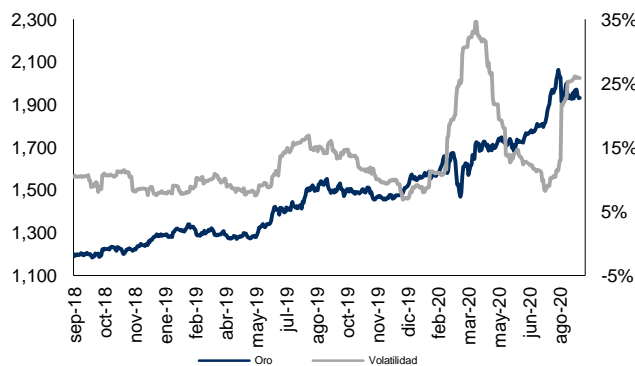
Moneda	Ultimo	7d	30d	Acumulado
Euro	0.84	-0.53%	-0.22%	5.55%
Yen	106.23	-0.81%	-0.59%	2.27%
Libra	0.75	-0.53%	1.27%	0.24%
Real	5.30	2.12%	-0.17%	-24.16%
Dólar Can	1.31	0.21%	1.52%	-0.59%
Peso Mex	21.65	0.89%	3.38%	-12.90%
Peso Arg	74.42	-0.78%	-2.63%	-19.56%

Cifras al 04 de septiembre de 2020. Cotizaciones con respecto al USD.



Monitor de Metales y Otros Commodities

Oro (USD / T. Oz.) Cierre: 1,931.774 Volat: 25.8%



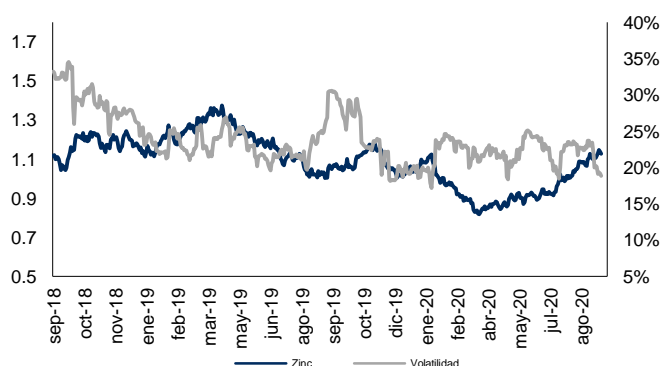
Plata (USD / T. Oz.) Cierre: 26.809 Volat: 69.4%



Cobre (USD / libra) Cierre: 2.982 Volat: 20.0%



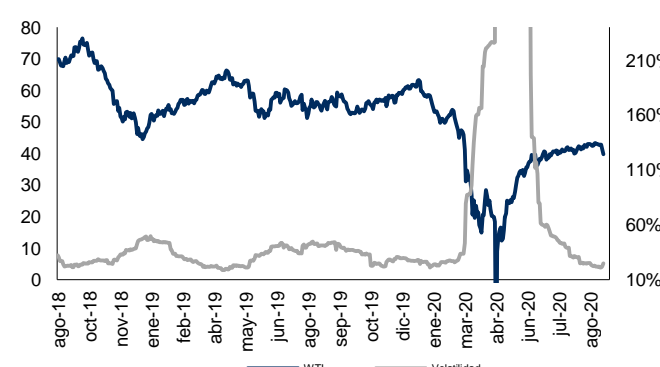
Zinc (USD / libra) Cierre: 1.127 Volat: 18.9%



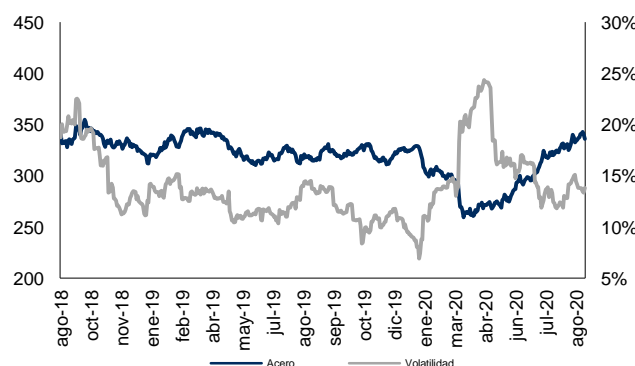
Plomo (USD / libra) Cierre: 0.870 Volat: 19.7%



WTI (USD / barril) Cierre: 39.74 Volat: 24.9%



Acero (Indice) Cierre: 339.860 Volat: 13.7%



Metal	Ultimo	7d	30d	Acumulado
Oro	1931.77	-1.64%	-5.21%	27.31%
Plata	26.81	-2.51%	-0.78%	50.27%
Cobre	2.98	-1.00%	1.88%	6.11%
Plomo	0.87	-1.99%	2.99%	-0.62%
Zinc	1.13	1.03%	6.71%	7.48%
WTI	39.74	-7.60%	-6.05%	-35.02%
Acero	339.86	-0.22%	2.72%	4.83%

