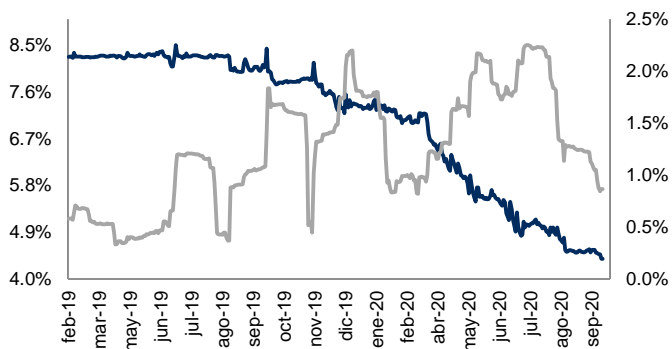
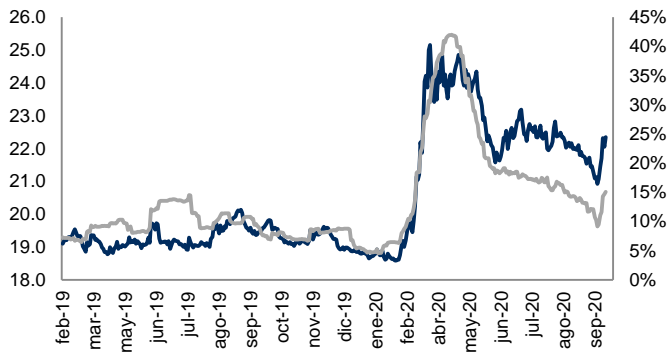


# Monitor de Mercados Financieros

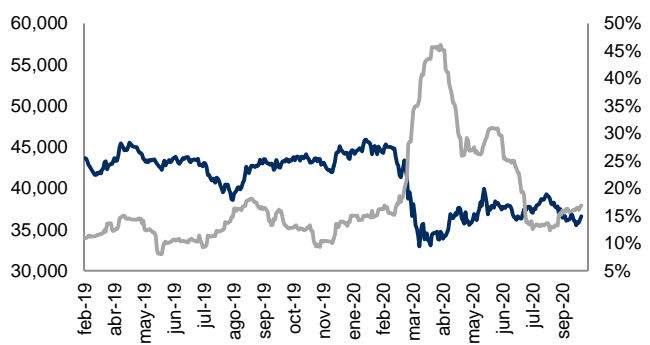
**ABs y Volatilidad** Cierre: 4.4% Volat: 0.9%



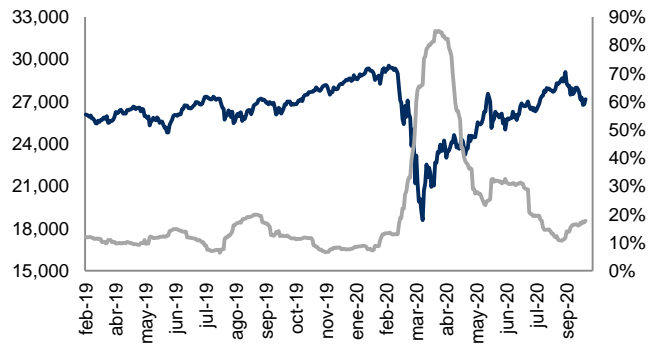
**Tipo Cambio y Volatilidad** Cierre: 22.3430 Volat: 15.1%



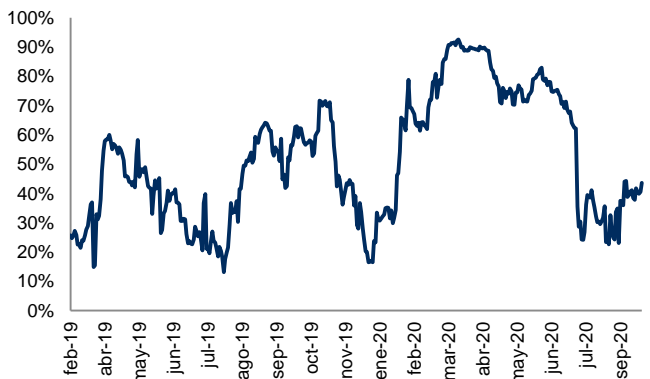
**IPC y Volatilidad** Cierre: 36,583.71 Volat: 16.9%



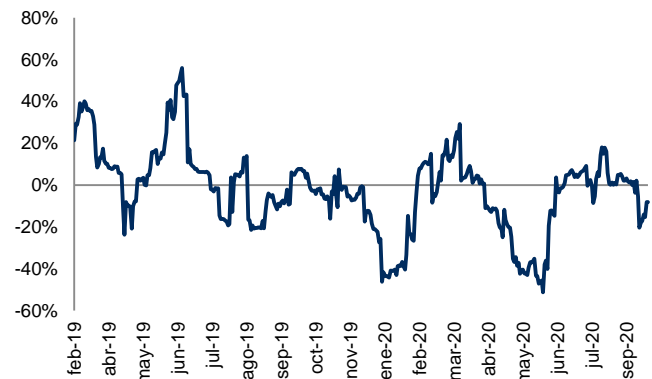
**DJI y Volatilidad** Cierre: 27,173.96 Volat: 17.7%



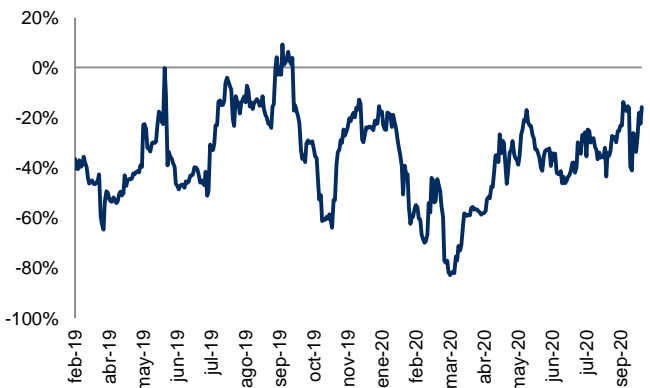
**Correlación entre IPC y DJI** Correl: 43.6%



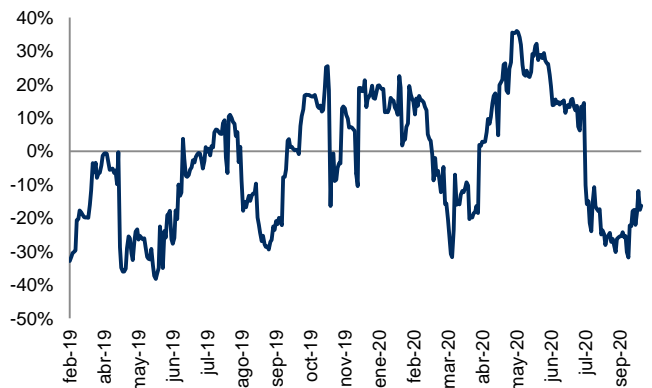
**Correlación entre Tipo Cambio y ABs** Correl: -8.2%



**Correlación entre IPC y Tipo Cambio** Correl: -15.7%

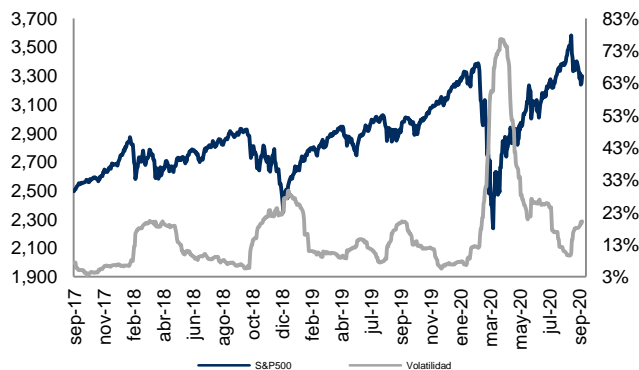


**Correlación entre IPC y Abs** Correl: -16.3%

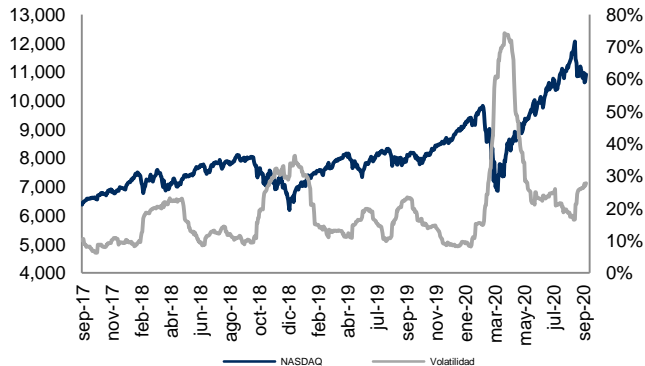


# Monitor de Mercados

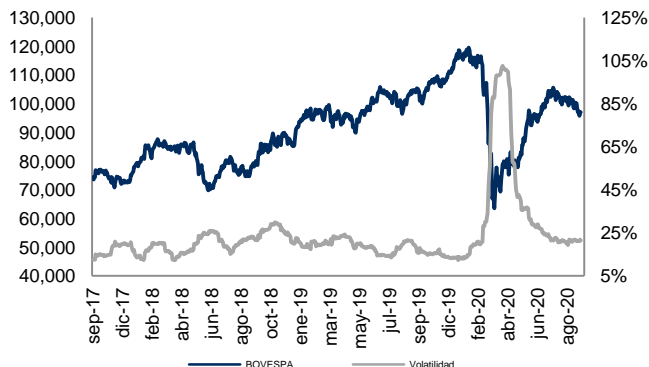
**S&P-500 (EE.UU.)** Cierre: 3,298.46 Volat: 20.1%



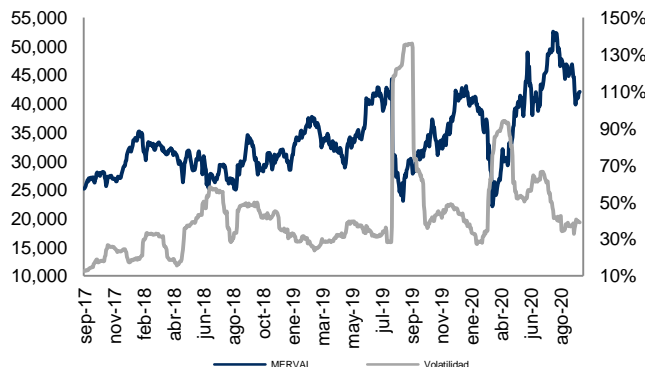
**NASDAQ (EE.UU.)** Cierre: 10,913.56 Volat: 27.7%



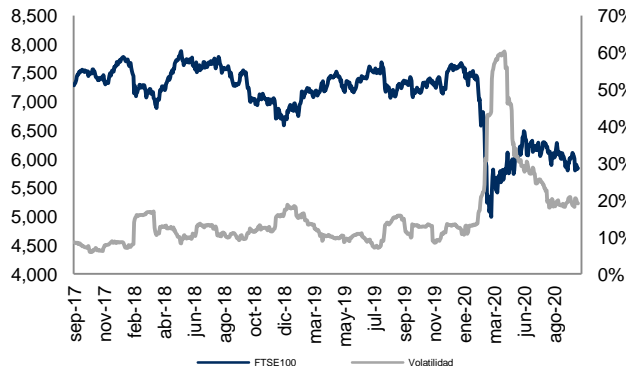
**BOVESPA (Sao Paulo)** Cierre: 96,970.76 Volat: 21.4%



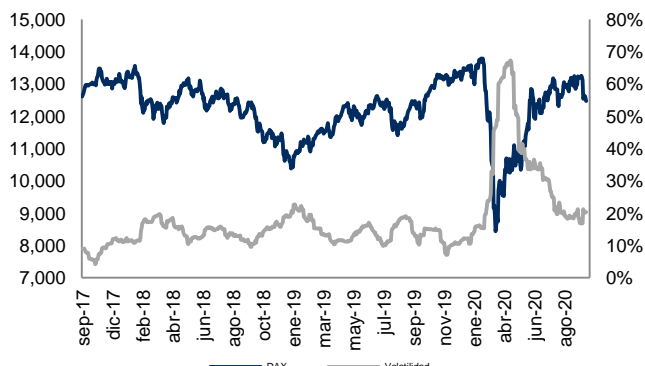
**MERVAL (Buenos Aires)** Cierre: 42,042.45 Volat: 39.0%



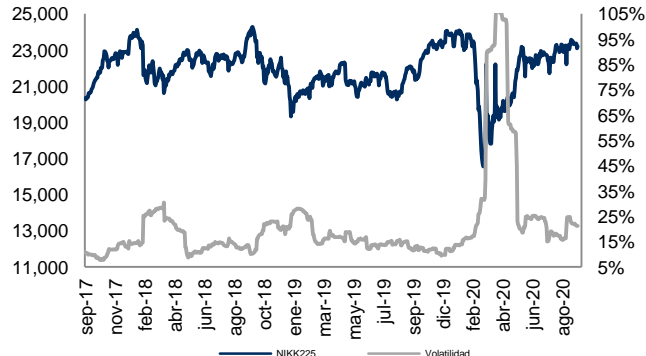
**FTSE-100 (Londres)** Cierre: 5,842.67 Volat: 19.1%



**DAX (Frankfurt)** Cierre: 12,469.20 Volat: 20.3%



**NIKKEI-225 (Tokio)** Cierre: 23,204.62 Volat: 21.2%



Índice	Rend. 7d	Rend. 30d	Rend. Año
S&P-500	-0.63%	-5.18%	2.09%
NASDAQ	1.11%	-6.44%	21.63%
BOVESPA	-4.52%	-2.81%	-23.15%
MERVAL	0.72%	-10.67%	-14.18%
FTSE100	-4.10%	-6.73%	-20.75%
DAX	-6.69%	-7.10%	-1.75%
NIKK225	-1.62%	0.00%	0.26%
IPC	-4.12%	-4.92%	-11.79%
DJI	-1.75%	-4.09%	-4.78%
CAC40	-6.75%	-7.93%	-17.41%
HANGSENG	-4.99%	-8.85%	-17.56%
TSE300	-2.24%	-6.07%	-1.64%
IBEX	-6.12%	-8.55%	-27.54%

Cifras al 25 de septiembre de 2020. Índices en USD.

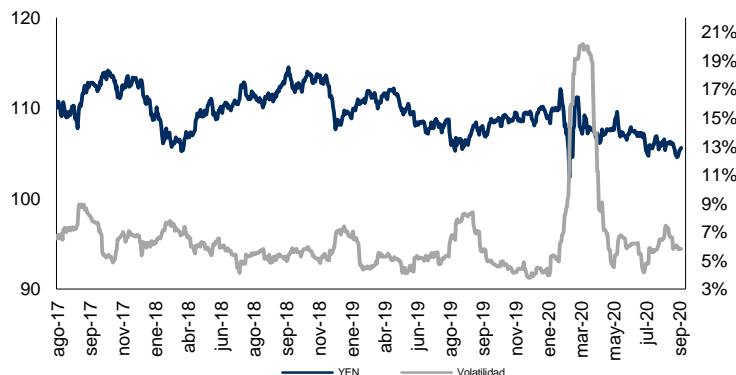


# Monitor de Divisas

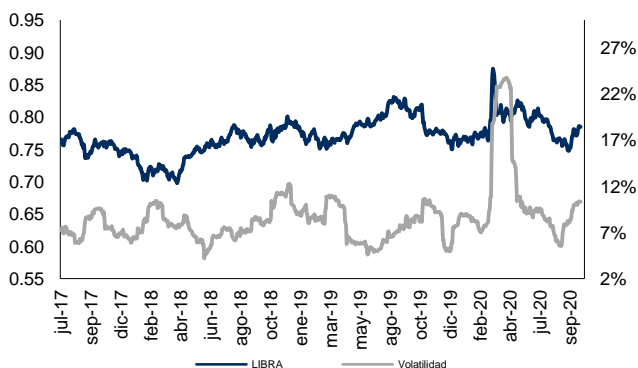
**Euro (€)** Cierre: 0.86 Volat: 5.4%



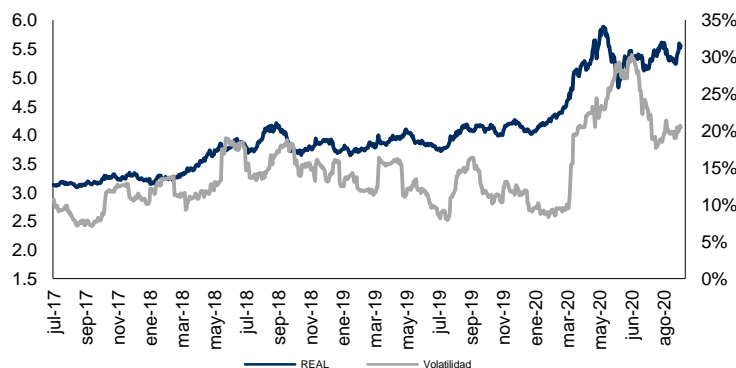
**Yen Japonés (¥)** Cierre: 105.59 Volat: 5.8%



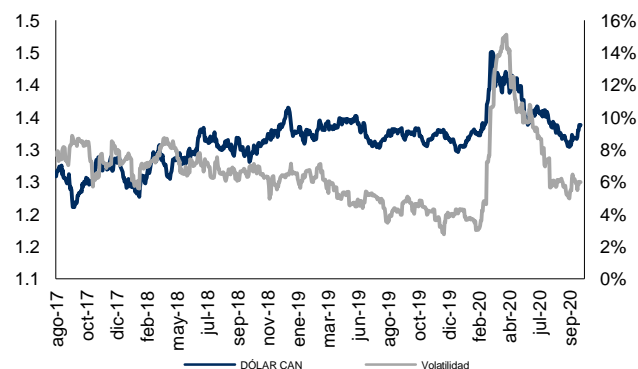
**Libra Esterlina (£)** Cierre: 0.78 Volat: 10.3%



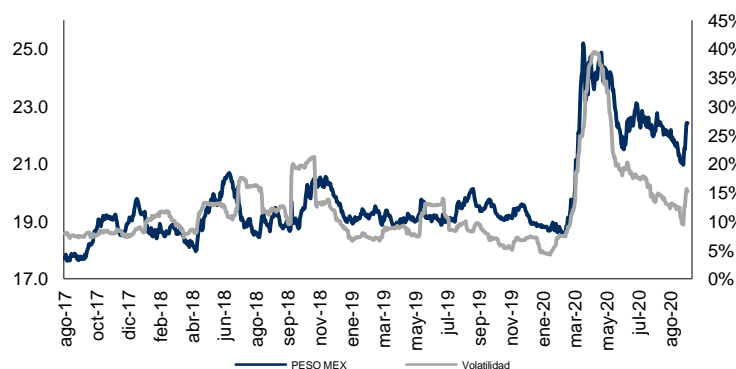
**Real Brasileño** Cierre: 5.56 Volat: 20.5%



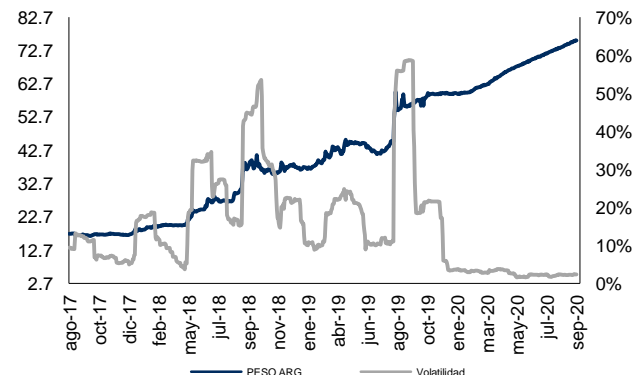
**Dólar Canadiense** Cierre: 1.34 Volat: 6.0%



**Peso Mexicano** Cierre: 22.43 Volat: 15.2%



**Peso Argentino** Cierre: 75.69 Volat: 2.4%



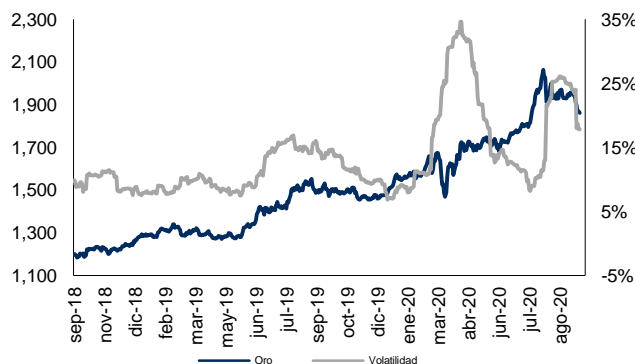
Moneda	Ultimo	7d	30d	Acumulado
Euro	0.86	-1.85%	-1.72%	3.67%
Yen	105.59	-0.96%	0.37%	2.89%
Libra	0.78	-1.40%	-3.49%	-3.80%
Real	5.56	-3.15%	0.85%	-27.69%
Dólar Can	1.34	-1.43%	-1.83%	-2.98%
Peso Mex	22.43	-6.50%	-2.16%	-15.92%
Peso Arg	75.69	-0.62%	-2.62%	-20.91%

Cifras al 25 de septiembre de 2020. Cotizaciones con respecto al USD.

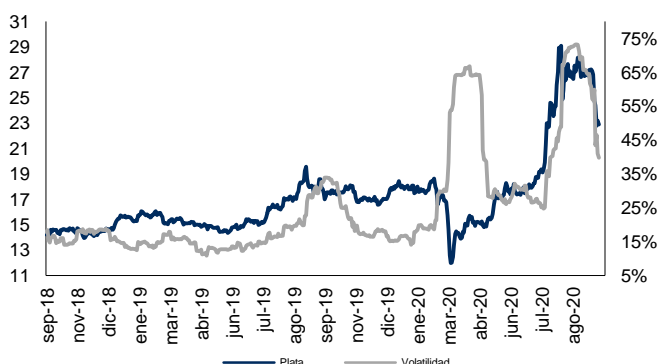


# Monitor de Metales y Otros Commodities

**Oro (USD / T. Oz.)** Cierre: 1,861.373 Volat: 17.8%



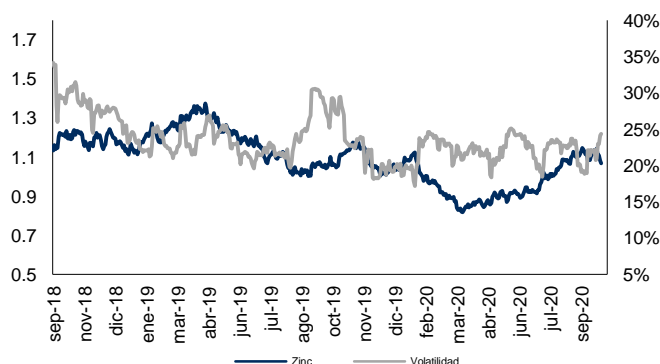
**Plata (USD / T. Oz.)** Cierre: 22.890 Volat: 39.8%



**Cobre (USD / libra)** Cierre: 2.961 Volat: 22.2%



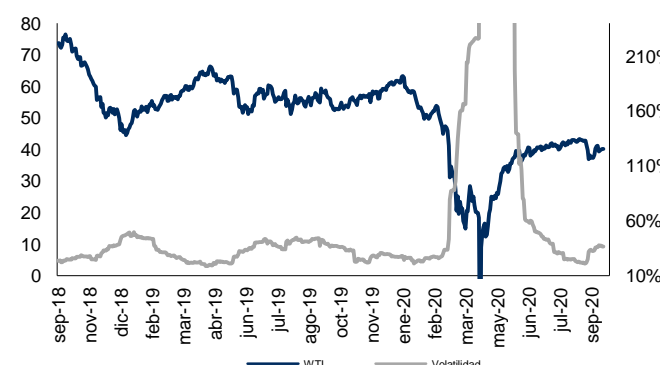
**Zinc (USD / libra)** Cierre: 1.068 Volat: 24.3%



**Plomo (USD / libra)** Cierre: 0.831 Volat: 17.2%



**WTI (USD / barril)** Cierre: 40.11 Volat: 36.4%



**Acero (Indice)** Cierre: 329.267 Volat: 14.4%



Metal	Ultimo	7d	30d	Acumulado
Oro	1861.37	-4.59%	-4.71%	22.67%
Plata	22.89	-14.69%	-16.82%	28.31%
Cobre	2.96	-4.10%	-0.29%	5.35%
Plomo	0.83	-2.78%	-6.94%	-5.05%
Zinc	1.07	-5.68%	-4.17%	1.79%
WTI	40.11	-2.50%	-7.28%	-34.42%
Acero	329.27	-3.84%	-2.20%	1.56%

