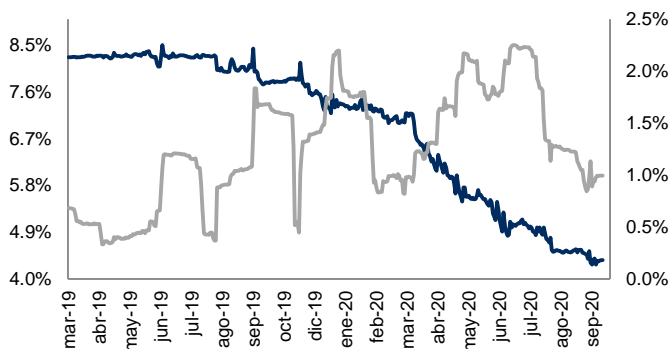
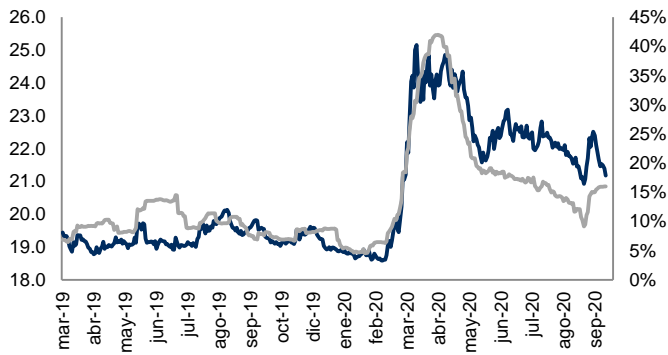


Monitor de Mercados Financieros

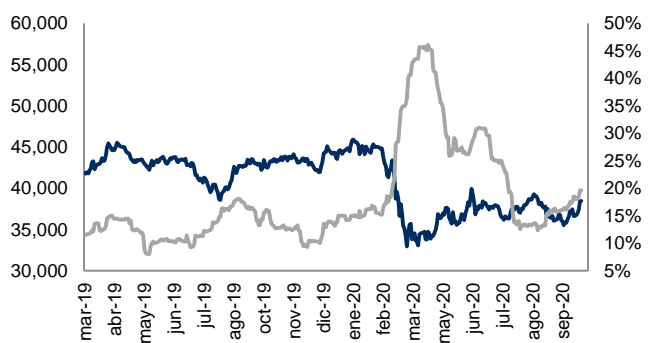
ABs y Volatilidad Cierre: 4.4% Volat: 1.0%



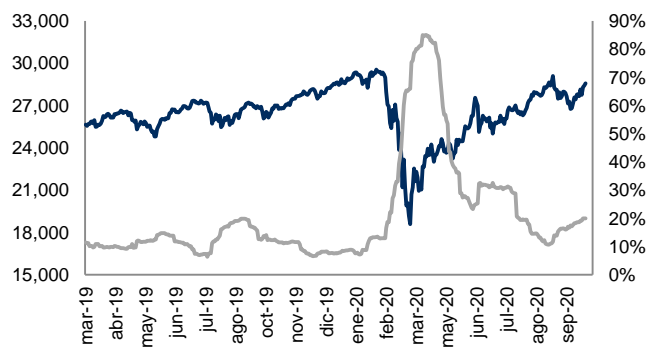
Tipo Cambio y Volatilidad Cierre: 21.1750 Volat: 16.0%



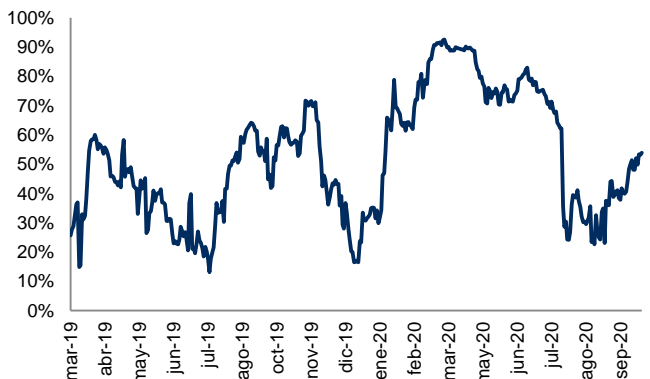
IPC y Volatilidad Cierre: 38,478.58 Volat: 19.6%



DJI y Volatilidad Cierre: 28,586.90 Volat: 20.0%



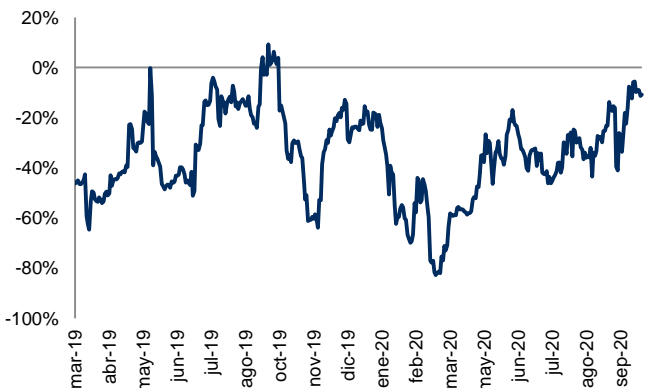
Correlación entre IPC y DJI Correl: 53.9%



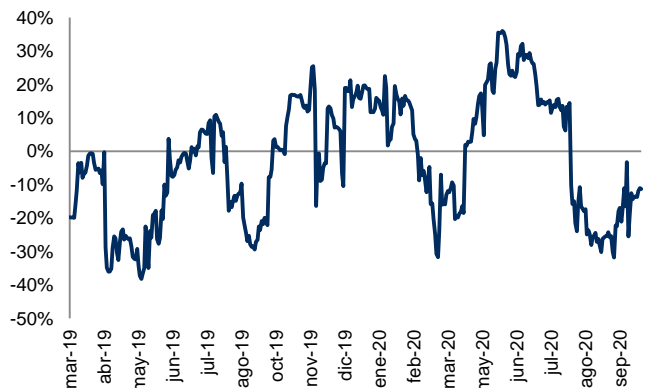
Correlación entre Tipo Cambio y ABs Correl: -5.4%



Correlación entre IPC y Tipo Cambio Correl: -10.8%

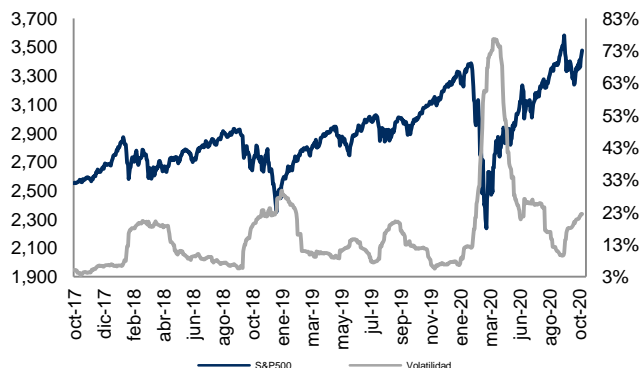


Correlación entre IPC y Abs Correl: -11.3%

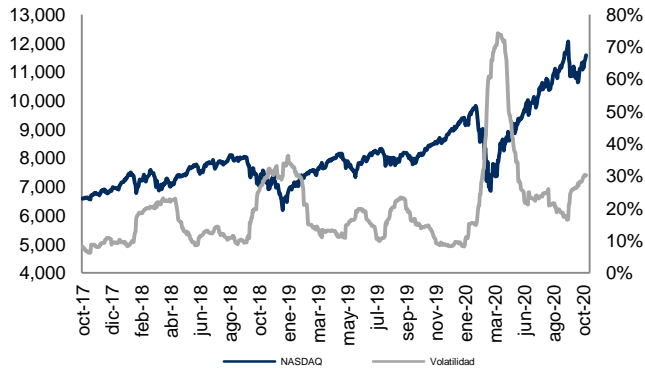


Monitor de Mercados

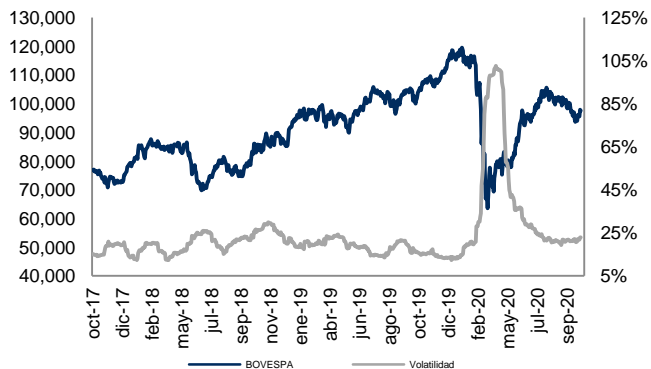
S&P-500 (EE.UU.) Cierre: 3,477.13 Volat: 22.4%



NASDAQ (EE.UU.) Cierre: 11,579.94 Volat: 30.3%



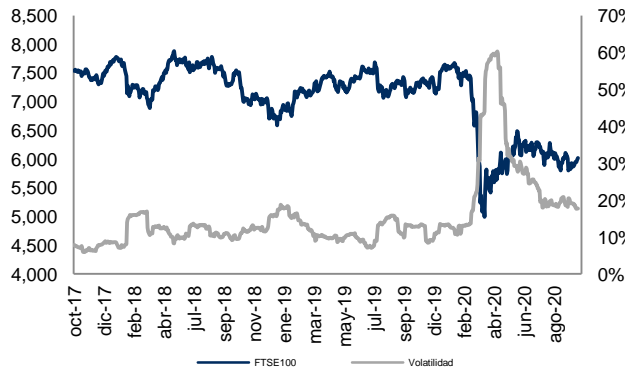
BOVESPA (Sao Paulo) Cierre: 97,487.79 Volat: 22.9%



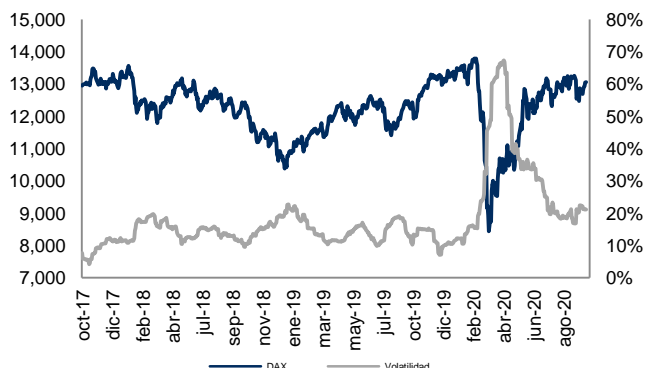
MERVAL (Buenos Aires) Cierre: 45,856.11 Volat: 35.7%



FTSE-100 (Londres) Cierre: 6,016.65 Volat: 17.7%



DAX (Frankfurt) Cierre: 13,051.23 Volat: 21.1%



NIKKEI-225 (Tokio) Cierre: 23,619.69 Volat: 21.4%



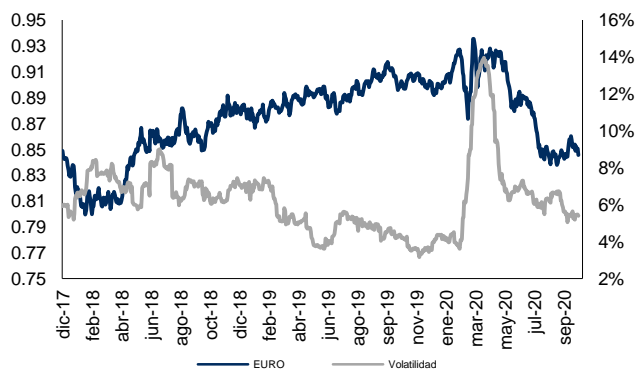
Índice	Rend. 7d	Rend. 30d	Rend. Año
S&P-500	3.84%	2.30%	7.63%
NASDAQ	4.56%	3.93%	29.06%
BOVESPA	6.47%	-7.51%	-22.25%
MERVAL	4.57%	-4.66%	-8.16%
FTSE100	2.75%	0.45%	-16.47%
DAX	3.84%	-1.18%	4.61%
NIKK225	2.36%	3.13%	2.06%
IPC	7.41%	7.53%	-1.87%
DJI	3.27%	2.31%	0.17%
CAC40	3.51%	-1.68%	-12.12%
HANGSENG	2.81%	-1.43%	-14.42%
TSE300	3.73%	1.34%	3.51%
IBEX	3.89%	-0.77%	-22.70%

Cifras al 09 de octubre de 2020. Índices en USD.

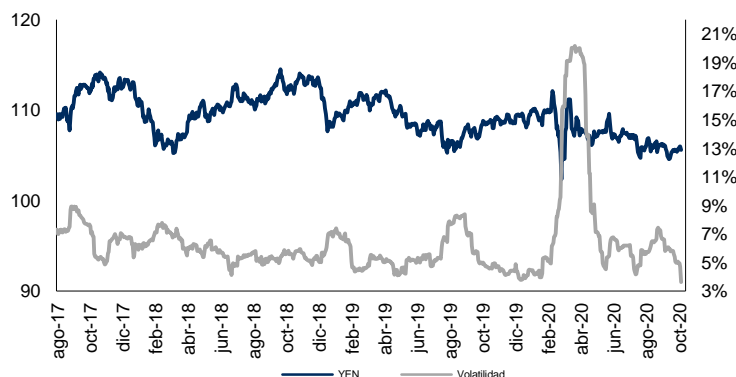


Monitor de Divisas

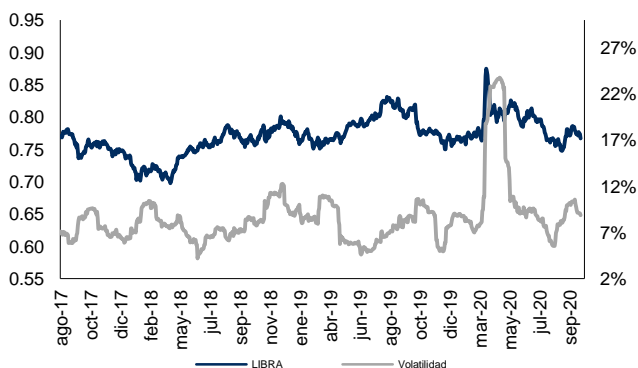
Euro (€) Cierre: 0.85 Volat: 5.4%



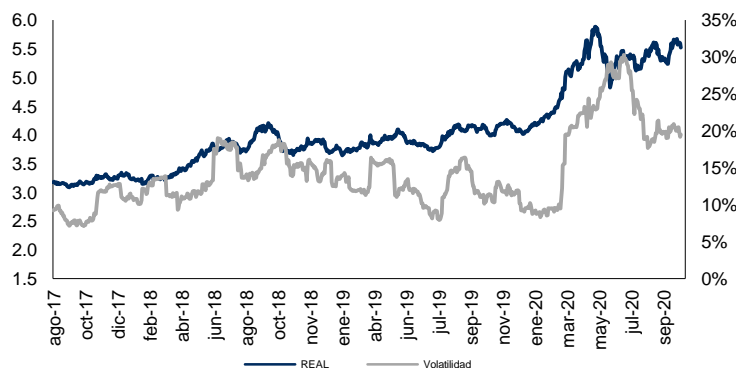
Yen Japonés (¥) Cierre: 105.59 Volat: 3.6%



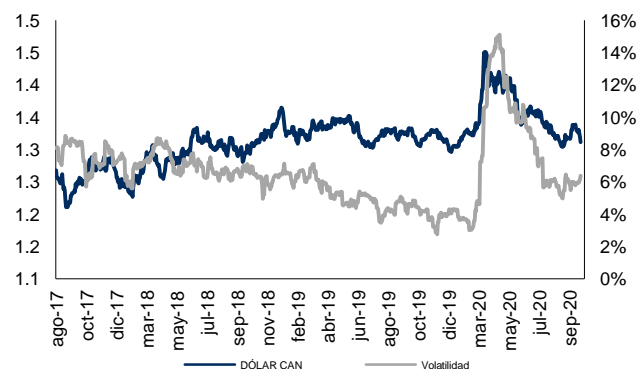
Libra Esterlina (£) Cierre: 0.77 Volat: 8.8%



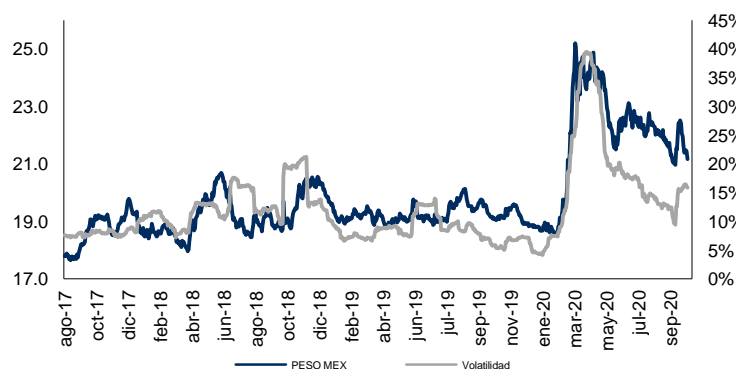
Real Brasileño Cierre: 5.52 Volat: 19.5%



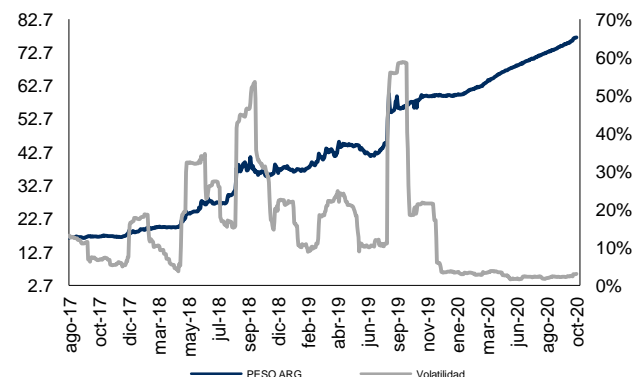
Dólar Canadiense Cierre: 1.31 Volat: 6.4%



Peso Mexicano Cierre: 21.17 Volat: 15.9%



Peso Argentino Cierre: 77.14 Volat: 3.0%



Moneda	Ultimo	7d	30d	Acumulado
Euro	0.85	0.96%	0.23%	5.46%
Yen	105.59	-0.20%	0.57%	2.89%
Libra	0.77	0.80%	0.38%	-1.54%
Real	5.52	2.68%	-3.90%	-27.23%
Dólar Can	1.31	1.46%	0.24%	-0.98%
Peso Mex	21.17	2.35%	1.68%	-10.93%
Peso Arg	77.14	-0.46%	-3.28%	-22.40%

Cifras al 09 de octubre de 2020. Cotizaciones con respecto al USD.



Monitor de Metales y Otros Commodities

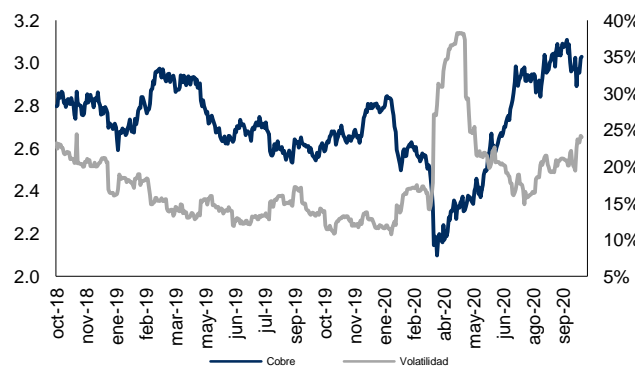
Oro (USD / T. Oz.) Cierre: 1,928.410 Volat: 14.2%



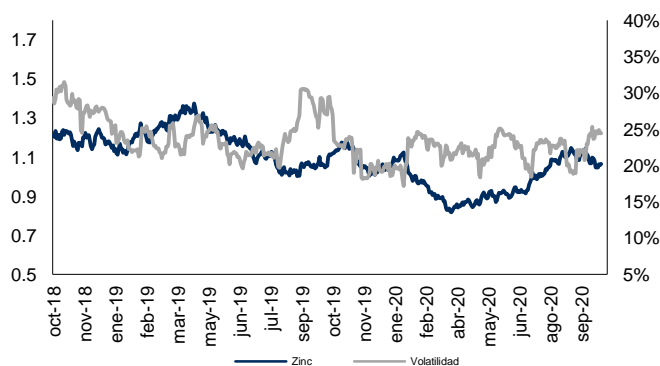
Plata (USD / T. Oz.) Cierre: 25.104 Volat: 46.0%



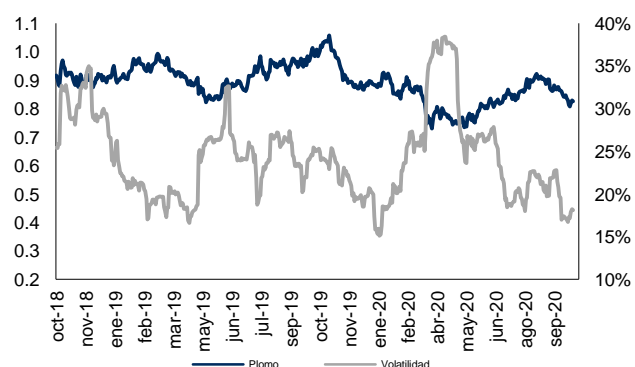
Cobre (USD / libra) Cierre: 3.029 Volat: 24.0%



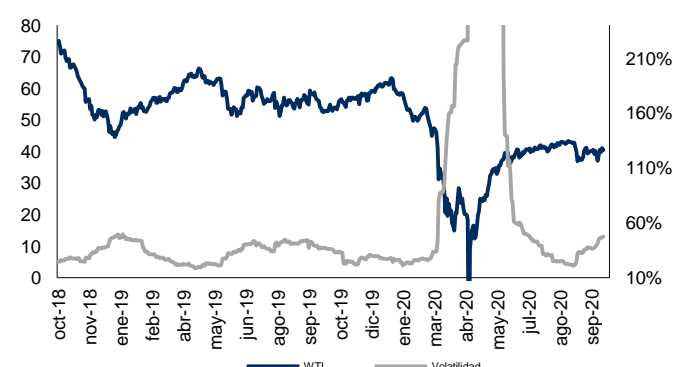
Zinc (USD / libra) Cierre: 1.065 Volat: 24.5%



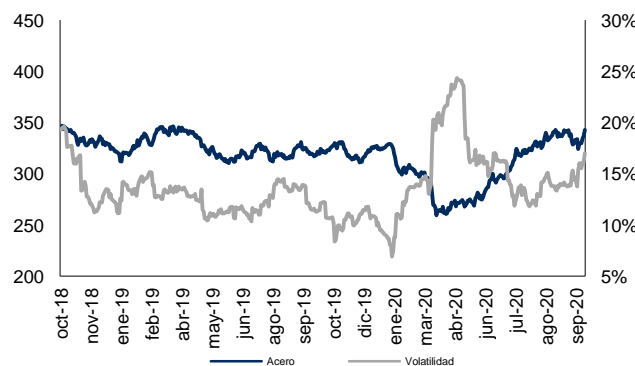
Plomo (USD / libra) Cierre: 0.806 Volat: 18.1%



WTI (USD / barril) Cierre: 40.49 Volat: 47.1%



Acero (Indice) Cierre: 342.965 Volat: 17.0%



Metal	Ultimo	7d	30d	Acumulado
Oro	1928.41	1.49%	-0.94%	27.09%
Plata	25.10	5.82%	-7.11%	40.72%
Cobre	3.03	4.76%	-0.25%	7.78%
Plomo	0.81	-0.41%	-5.27%	-7.95%
Zinc	1.06	1.63%	-1.71%	1.50%
WTI	40.49	9.58%	6.27%	-33.80%
Acero	342.96	4.10%	1.49%	5.79%

