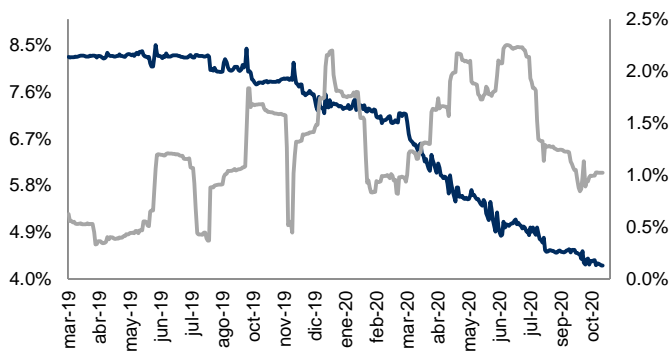
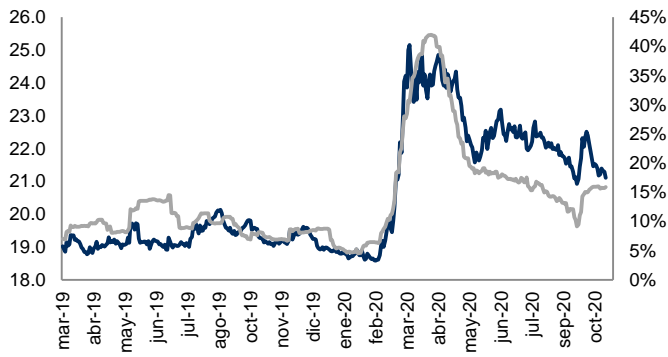


Monitor de Mercados Financieros

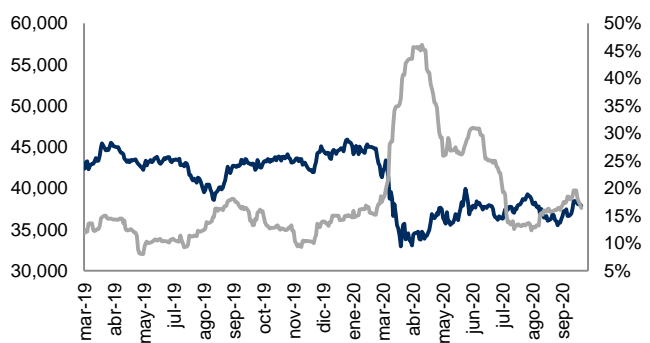
ABs y Volatilidad Cierre: 4.3% Volat: 1.0%



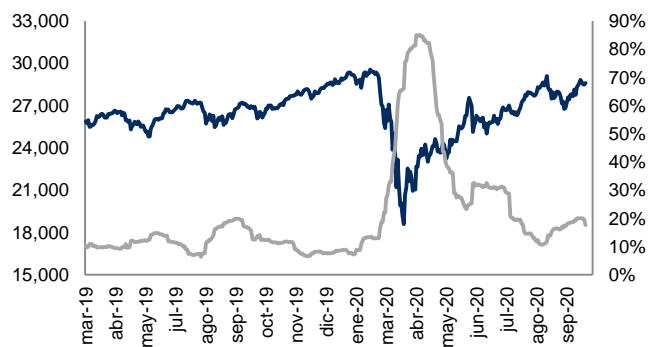
Tipo Cambio y Volatilidad Cierre: 21.1030 Volat: 15.9%



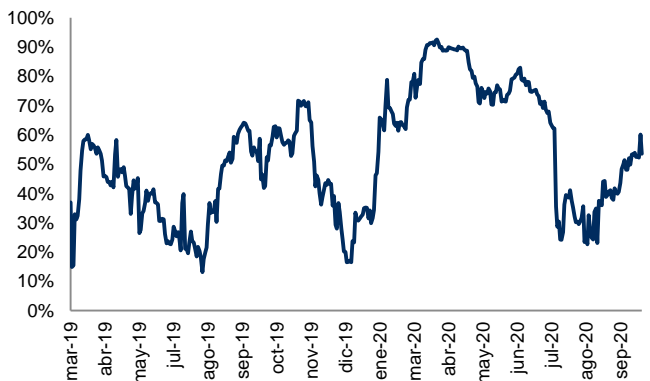
IPC y Volatilidad Cierre: 37,876.49 Volat: 16.4%



DJI y Volatilidad Cierre: 28,606.31 Volat: 17.7%



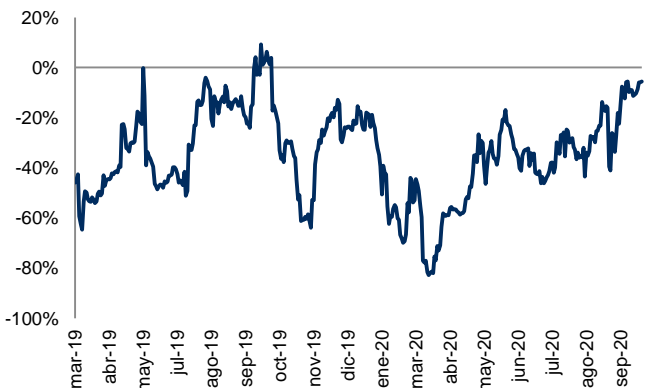
Correlación entre IPC y DJI Correl: 53.5%



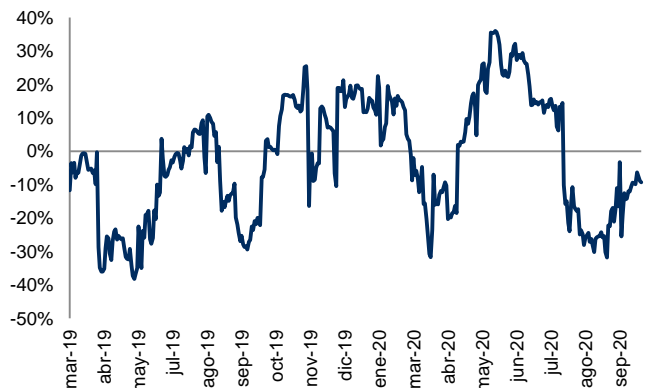
Correlación entre Tipo Cambio y ABs Correl: -2.4%



Correlación entre IPC y Tipo Cambio Correl: -5.6%



Correlación entre IPC y Abs Correl: -9.3%

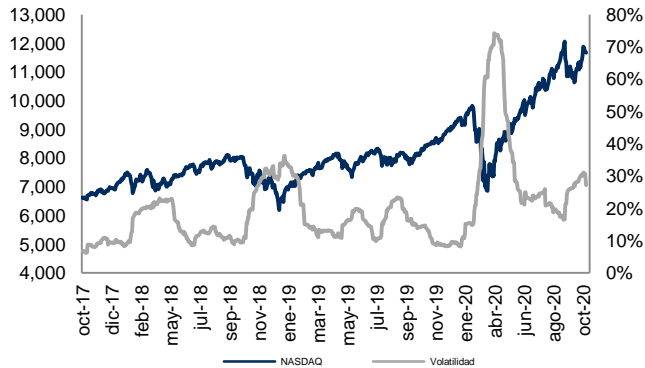


Monitor de Mercados

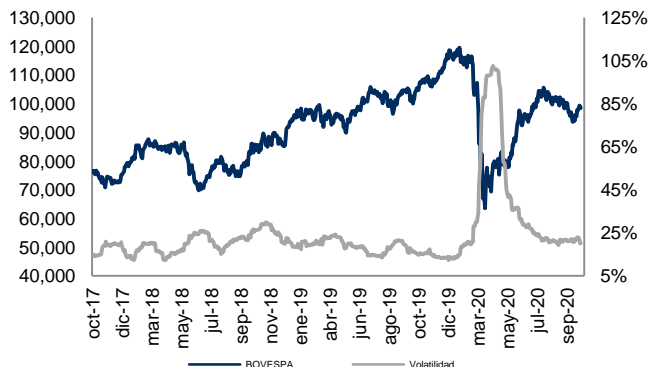
S&P-500 (EE.UU.) Cierre: 3,483.81 Volat: 20.0%



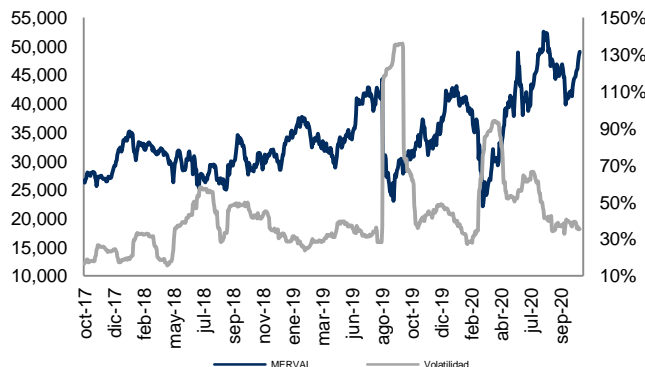
NASDAQ (EE.UU.) Cierre: 11,671.56 Volat: 27.2%



BOVESPA (Sao Paulo) Cierre: 98,415.92 Volat: 20.2%



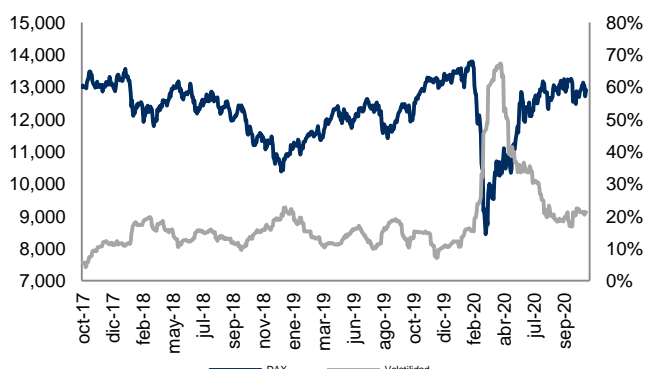
MERVAL (Buenos Aires) Cierre: 49,024.08 Volat: 35.4%



FTSE-100 (Londres) Cierre: 5,919.58 Volat: 17.1%



DAX (Frankfurt) Cierre: 12,908.99 Volat: 21.3%



NIKKEI-225 (Tokio) Cierre: 23,410.63 Volat: 10.6%



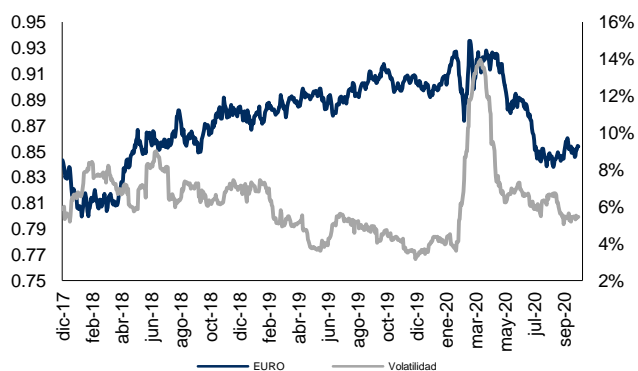
Índice	Rend. 7d	Rend. 30d	Rend. Año
S&P-500	0.19%	2.90%	7.83%
NASDAQ	0.79%	5.62%	30.08%
BOVESPA	-1.37%	-8.51%	-23.31%
MERVAL	6.59%	12.84%	-2.11%
FTSE100	-2.54%	-2.97%	-18.59%
DAX	-2.04%	-3.45%	2.47%
NIKK225	-0.72%	-0.72%	1.33%
IPC	-1.81%	1.92%	-3.61%
DJI	0.07%	2.05%	0.24%
CAC40	-1.18%	-3.57%	-13.16%
HANGSENG	1.11%	-1.37%	-13.47%
TSE300	-1.30%	0.80%	2.16%
IBEX	-2.41%	-4.50%	-24.56%

Cifras al 16 de octubre de 2020. Índices en USD.

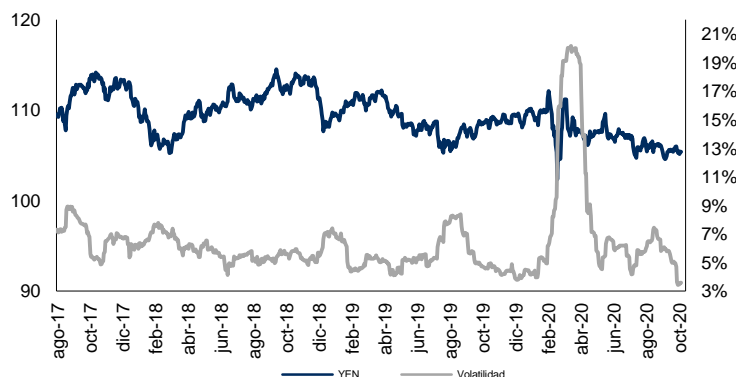


Monitor de Divisas

Euro (€) Cierre: 0.85 Volat: 5.4%



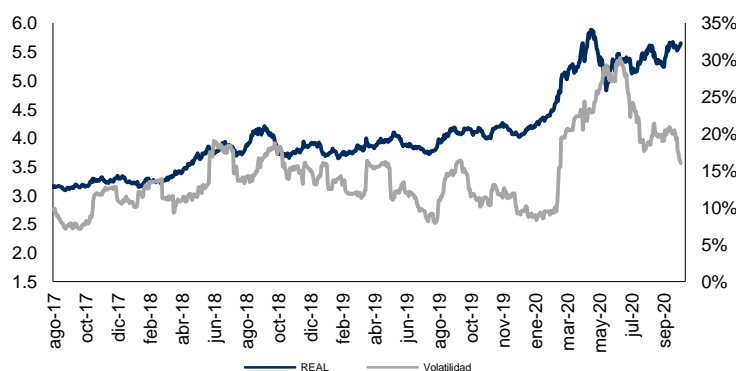
Yen Japonés (¥) Cierre: 105.41 Volat: 3.6%



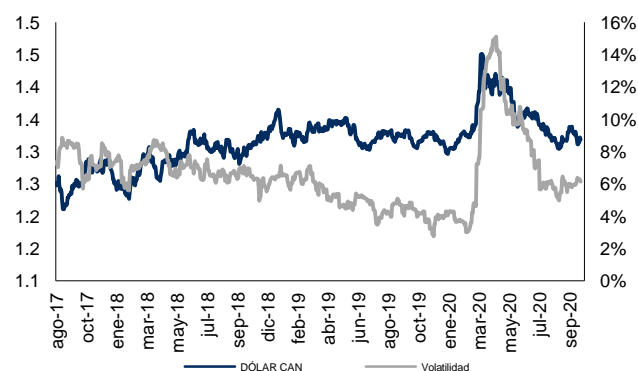
Libra Esterlina (£) Cierre: 0.77 Volat: 9.6%



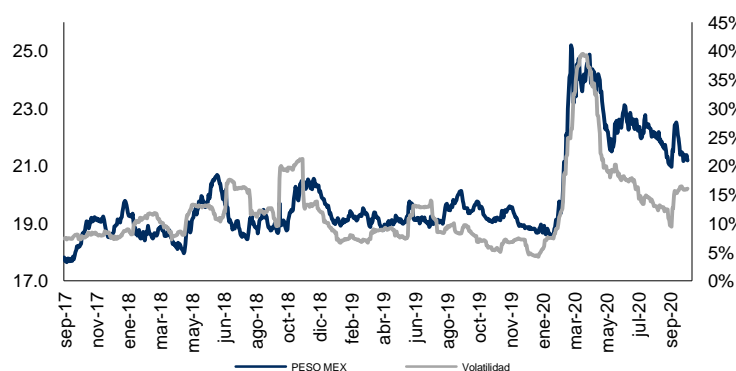
Real Brasileño Cierre: 5.65 Volat: 16.0%



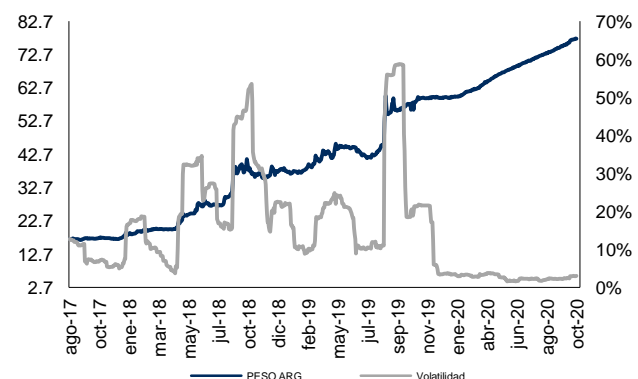
Dólar Canadiense Cierre: 1.32 Volat: 6.1%



Peso Mexicano Cierre: 21.19 Volat: 16.0%



Peso Argentino Cierre: 77.37 Volat: 3.0%



Moneda	Ultimo	7d	30d	Acumulado
Euro	0.85	-0.96%	-0.86%	4.44%
Yen	105.41	0.17%	-0.45%	3.06%
Libra	0.77	-0.94%	-0.36%	-2.47%
Real	5.65	-2.30%	-7.34%	-28.90%
Dólar Can	1.32	-0.55%	-0.08%	-1.52%
Peso Mex	21.19	-0.08%	-0.69%	-11.00%
Peso Arg	77.37	-0.29%	-2.94%	-22.63%

Cifras al 16 de octubre de 2020. Cotizaciones con respecto al USD.



Monitor de Metales y Otros Commodities

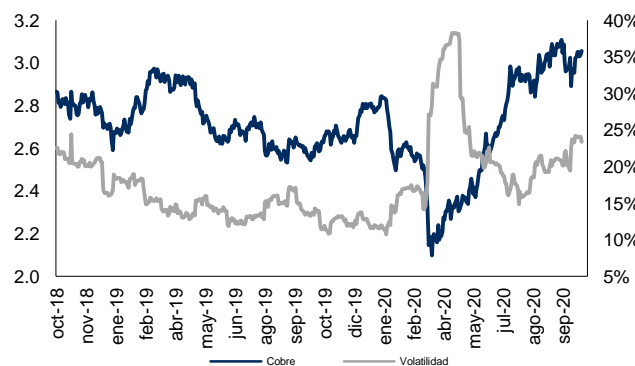
Oro (USD / T. Oz.) Cierre: 1,898.791 Volat: 14.8%



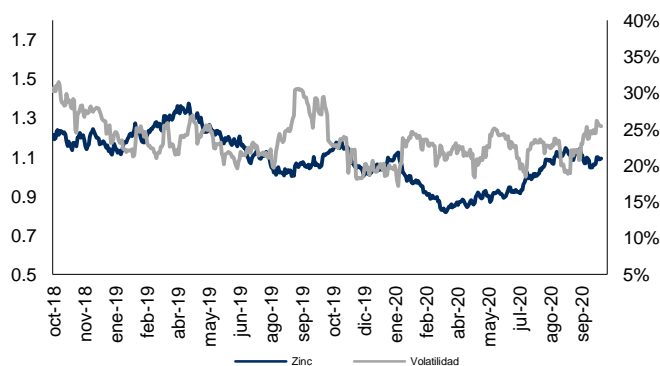
Plata (USD / T. Oz.) Cierre: 24.115 Volat: 45.3%



Cobre (USD / libra) Cierre: 3.056 Volat: 23.4%



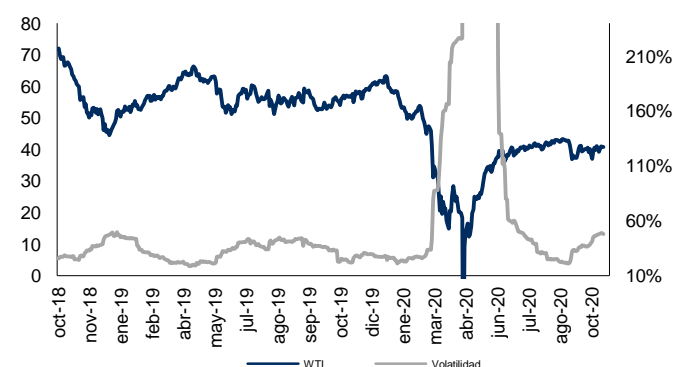
Zinc (USD / libra) Cierre: 1.093 Volat: 25.4%



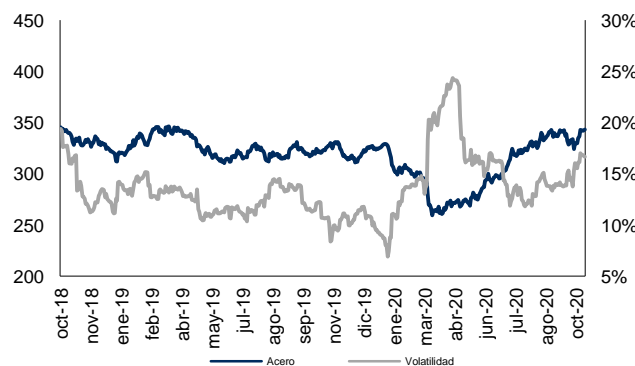
Plomo (USD / libra) Cierre: 0.797 Volat: 21.6%



WTI (USD / barril) Cierre: 40.75 Volat: 47.7%



Acero (Indice) Cierre: 344.254 Volat: 16.2%



Metal	Ultimo	7d	30d	Acumulado
Oro	1898.79	-1.54%	-3.16%	25.14%
Plata	24.12	-3.94%	-11.44%	35.17%
Cobre	3.06	0.90%	-0.58%	8.75%
Plomo	0.80	-1.16%	-6.65%	-9.02%
Zinc	1.09	2.67%	-2.63%	4.22%
WTI	40.75	0.64%	1.32%	-33.37%
Acero	344.25	0.38%	0.67%	6.18%

