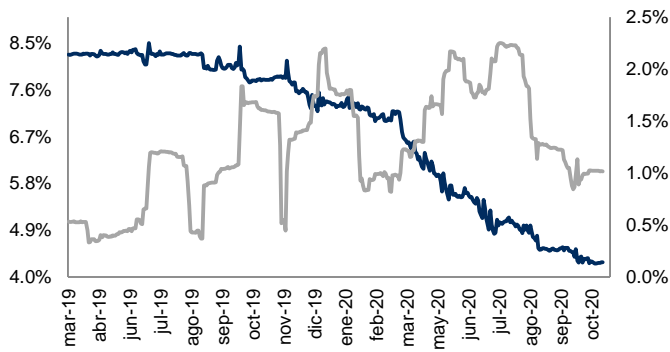


Monitor de Mercados Financieros

ABs y Volatilidad

Cierre: 4.3%

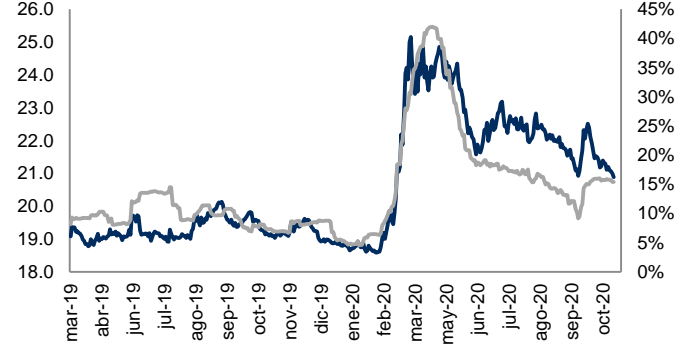
Volat: 1.0%



Tipo Cambio y Volatilidad

Cierre: 20.8790

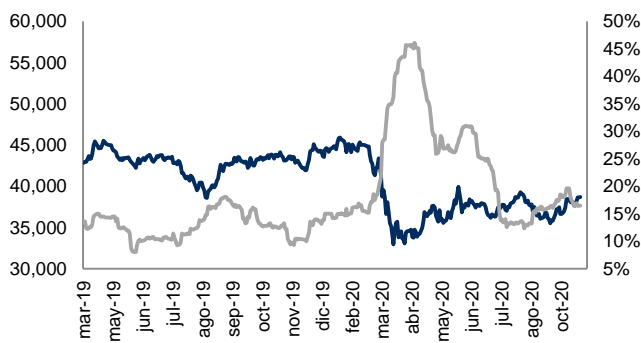
Volat: 15.4%



IPC y Volatilidad

Cierre: 38,707.72

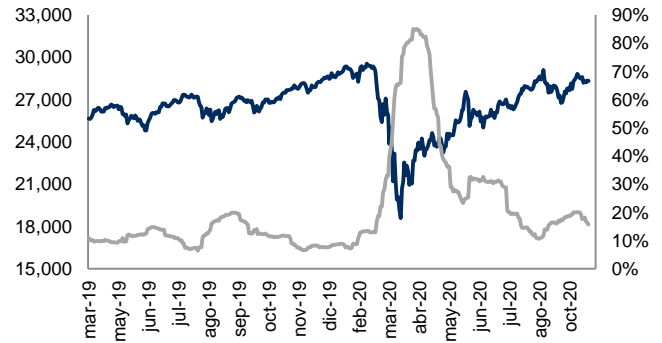
Volat: 16.5%



DJI y Volatilidad

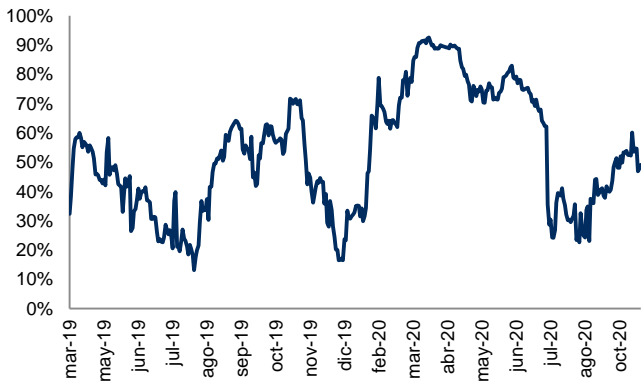
Cierre: 28,335.57

Volat: 15.7%



Correlación entre IPC y DJI

Correl: 49.0%



Correlación entre Tipo Cambio y ABs

Correl: 1.8%



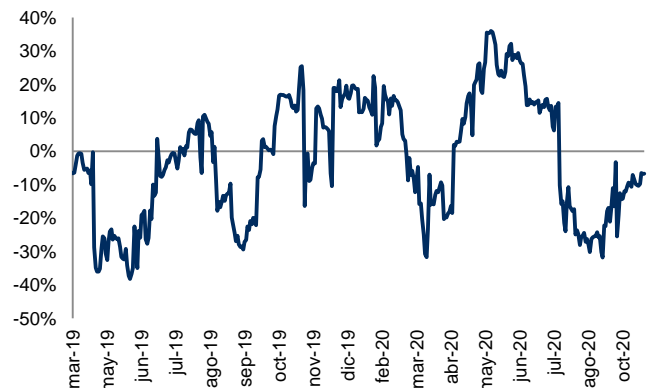
Correlación entre IPC y Tipo Cambio

Correl: -6.2%



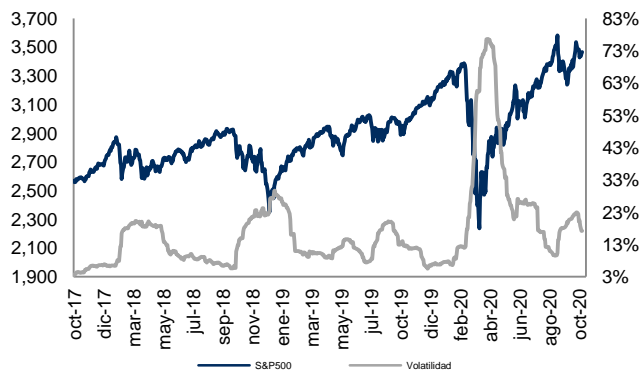
Correlación entre IPC y Abs

Correl: -6.7%

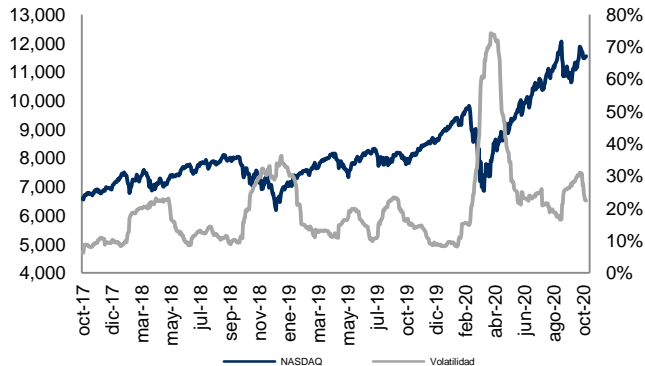


Monitor de Mercados

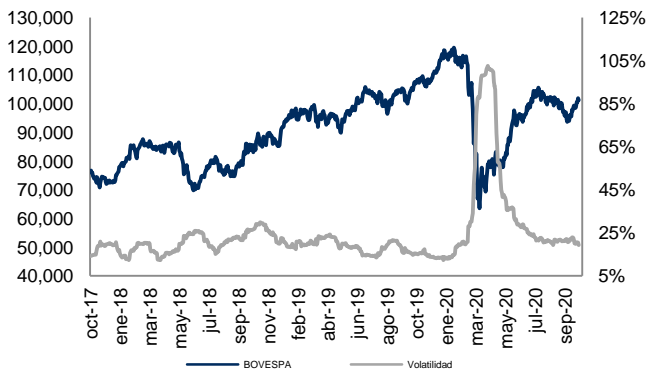
S&P-500 (EE.UU.) Cierre: 3,465.39 Volat: 17.2%



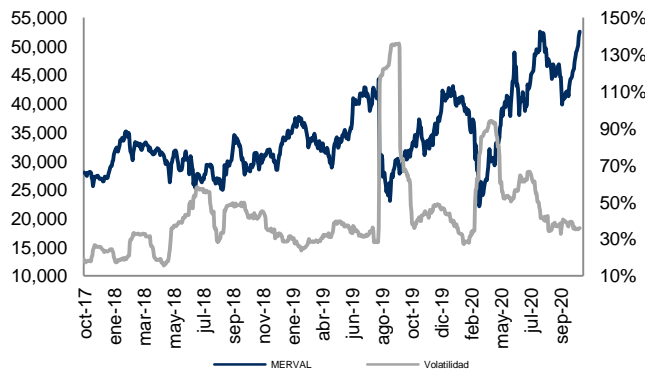
NASDAQ (EE.UU.) Cierre: 11,548.28 Volat: 22.5%



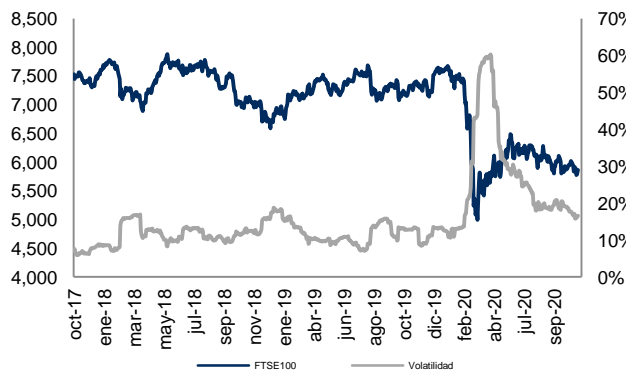
BOVESPA (Sao Paulo) Cierre: 101,255.00 Volat: 19.3%



MERVAL (Buenos Aires) Cierre: 52,512.60 Volat: 35.9%



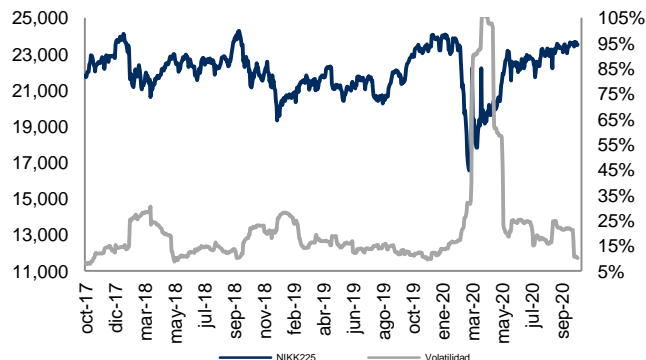
FTSE-100 (Londres) Cierre: 5,860.28 Volat: 16.6%



DAX (Frankfurt) Cierre: 12,645.75 Volat: 20.0%



NIKKEI-225 (Tokio) Cierre: 23,516.59 Volat: 10.1%



Índice	Rend. 7d	Rend. 30d	Rend. Año
S&P-500	-0.53%	7.06%	7.26%
NASDAQ	-1.06%	8.61%	28.71%
BOVESPA	3.43%	5.23%	-20.68%
MERVAL	6.08%	23.96%	3.85%
FTSE100	-0.05%	1.85%	-18.63%
DAX	-0.81%	1.74%	1.64%
NIKK225	1.15%	1.39%	2.49%
IPC	3.74%	15.91%	0.00%
DJI	-0.95%	5.88%	-0.71%
CAC40	0.72%	3.99%	-12.54%
HANGSENG	2.18%	4.95%	-11.58%
TSE300	-0.41%	5.06%	1.74%
IBEX	1.90%	5.37%	-23.12%

Cifras al 23 de octubre de 2020. Índices en USD.

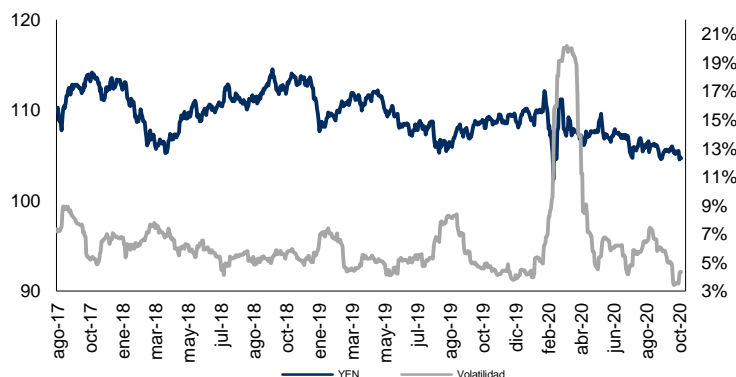


Monitor de Divisas

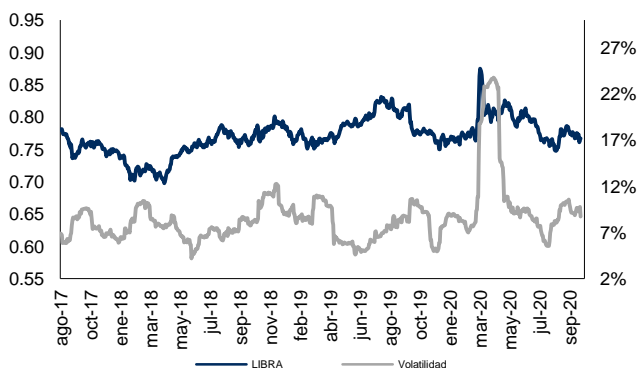
Euro (€) Cierre: 0.84 Volat: 5.9%



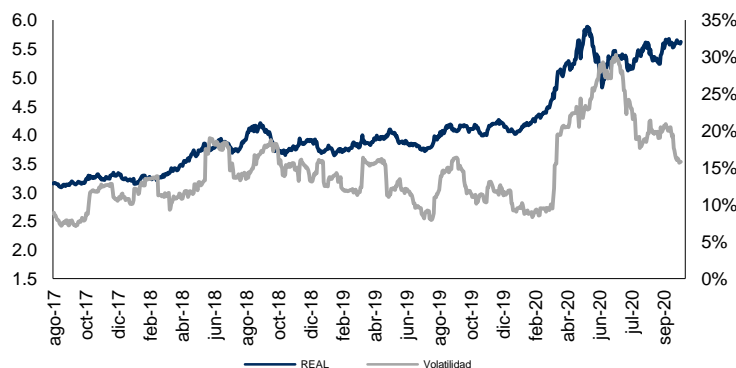
Yen Japonés (¥) Cierre: 104.68 Volat: 4.4%



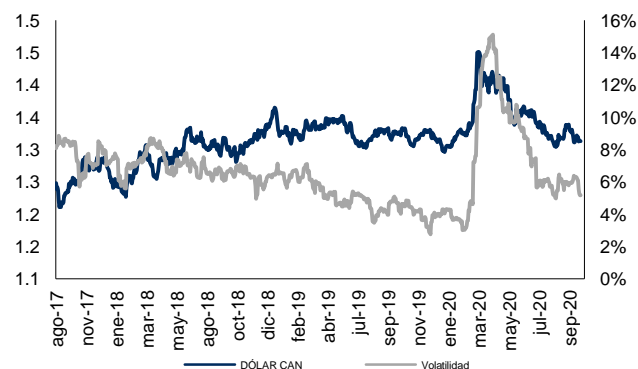
Libra Esterlina (£) Cierre: 0.77 Volat: 8.7%



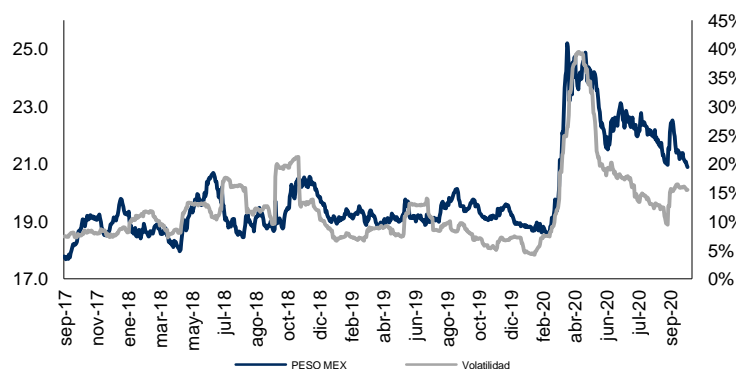
Real Brasileño Cierre: 5.62 Volat: 15.8%



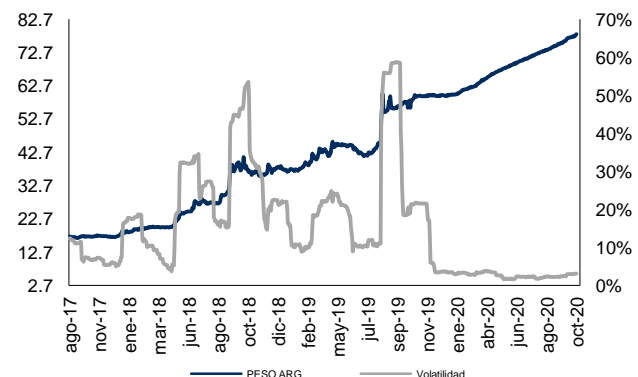
Dólar Canadiense Cierre: 1.31 Volat: 5.2%



Peso Mexicano Cierre: 20.89 Volat: 15.5%



Peso Argentino Cierre: 78.12 Volat: 3.1%



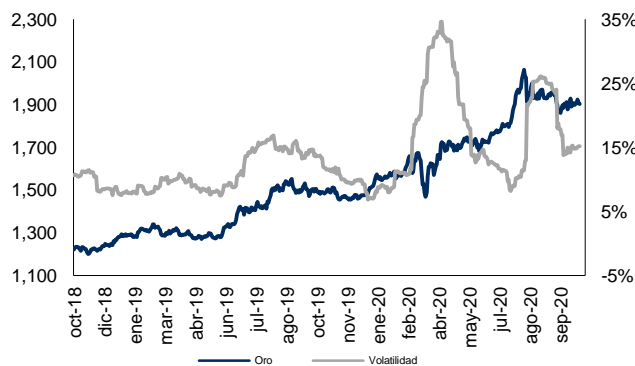
Moneda	Ultimo	7d	30d	Acumulado
Euro	0.84	1.26%	1.72%	5.75%
Yen	104.68	0.70%	0.66%	3.78%
Libra	0.77	0.96%	2.52%	-1.53%
Real	5.62	0.53%	-0.51%	-28.52%
Dólar Can	1.31	0.41%	1.93%	-1.12%
Peso Mex	20.89	1.43%	5.81%	-9.73%
Peso Arg	78.12	-0.96%	-3.28%	-23.37%

Cifras al 23 de octubre de 2020. Cotizaciones con respecto al USD.



Monitor de Metales y Otros Commodities

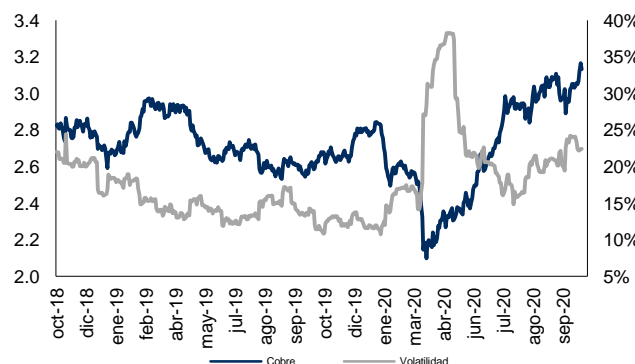
Oro (USD / T. Oz.) Cierre: 1,902.510 Volat: 15.2%



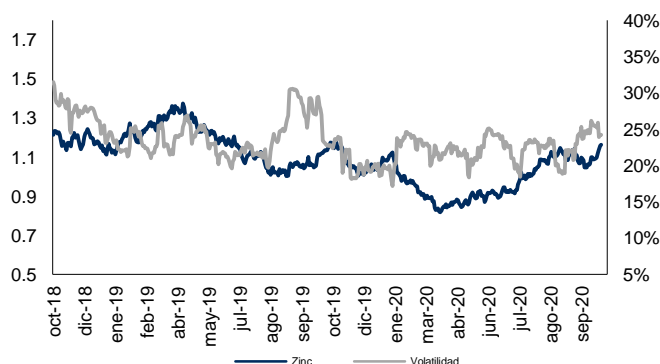
Plata (USD / T. Oz.) Cierre: 24.580 Volat: 45.8%



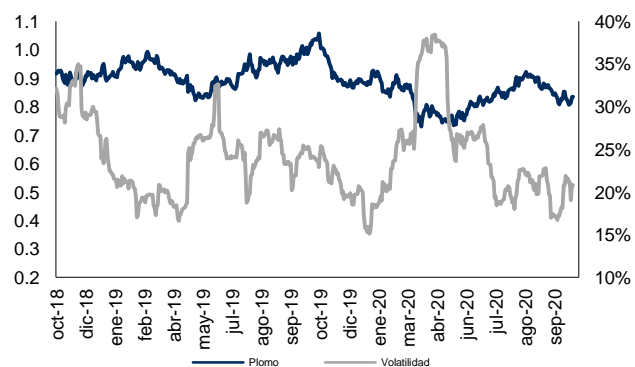
Cobre (USD / libra) Cierre: 3.133 Volat: 22.4%



Zinc (USD / libra) Cierre: 1.163 Volat: 24.2%



Plomo (USD / libra) Cierre: 0.815 Volat: 20.8%



WTI (USD / barril) Cierre: 39.83 Volat: 42.0%



Acero (Indice) Cierre: 347.422 Volat: 16.0%



Metal	Ultimo	7d	30d	Acumulado
Oro	1902.51	0.20%	2.09%	25.38%
Plata	24.58	1.93%	7.85%	37.78%
Cobre	3.13	2.51%	1.45%	11.48%
Plomo	0.82	2.33%	-3.37%	-6.90%
Zinc	1.16	6.44%	4.84%	10.93%
WTI	39.83	-2.26%	-0.35%	-34.88%
Acero	347.42	0.92%	4.59%	7.16%

