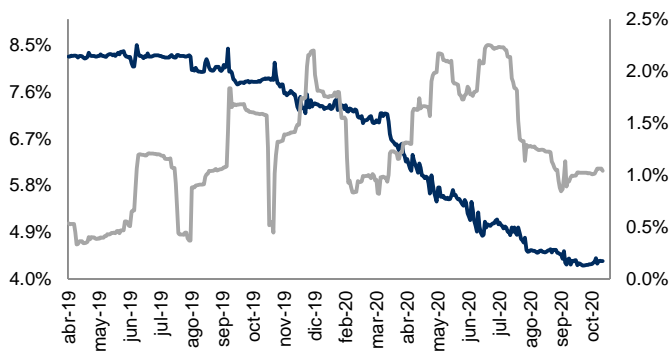
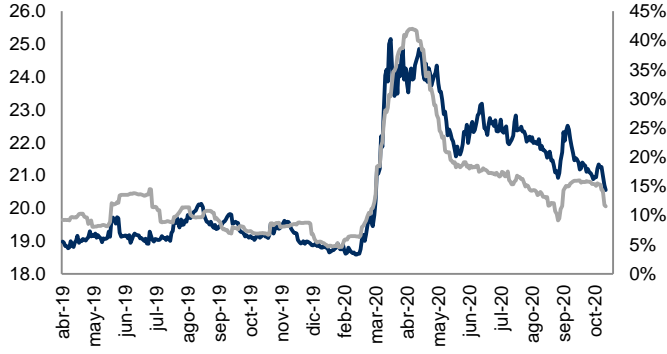


Monitor de Mercados Financieros

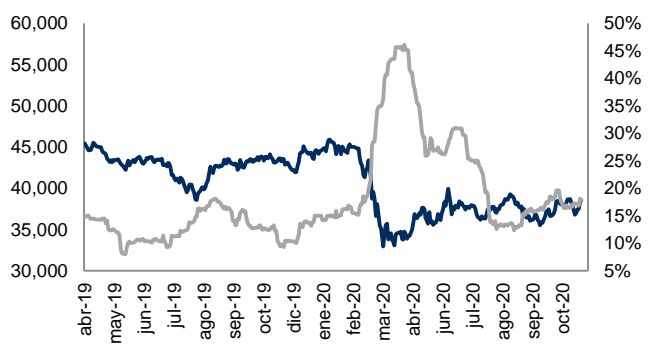
ABs y Volatilidad Cierre: 4.3% Volat: 1.0%



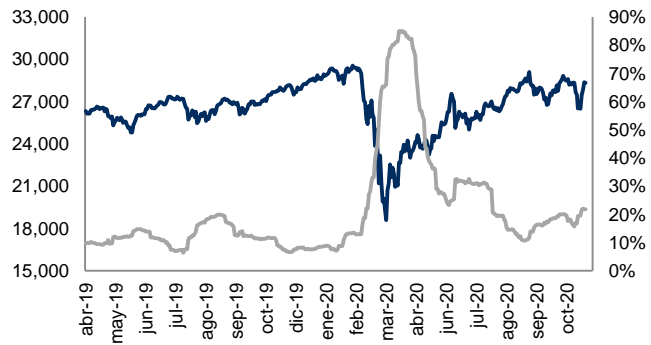
Tipo Cambio y Volatilidad Cierre: 20.5540 Volat: 11.5%



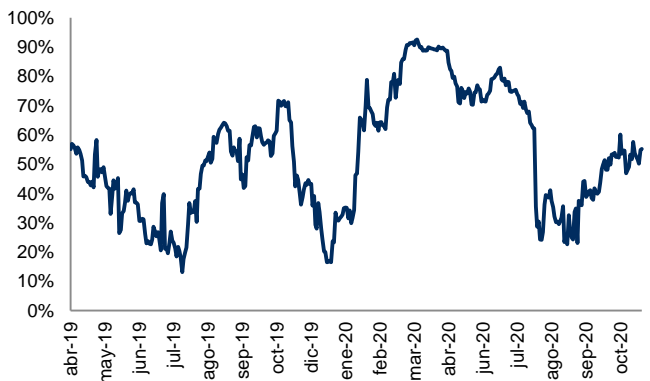
IPC y Volatilidad Cierre: 38,530.50 Volat: 17.9%



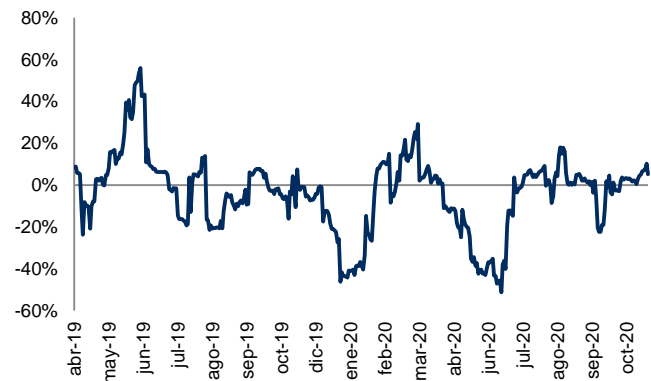
DJI y Volatilidad Cierre: 28,323.40 Volat: 21.9%



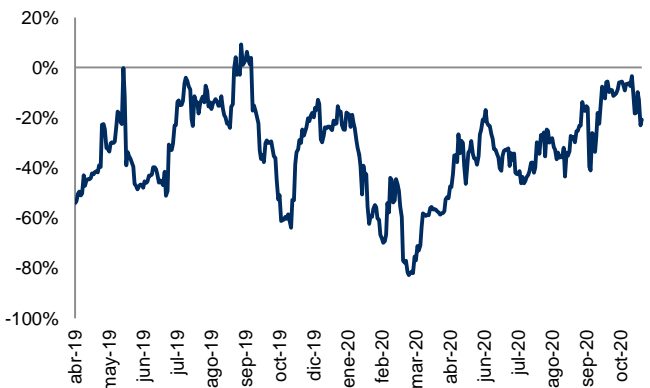
Correlación entre IPC y DJI Correl: 55.2%



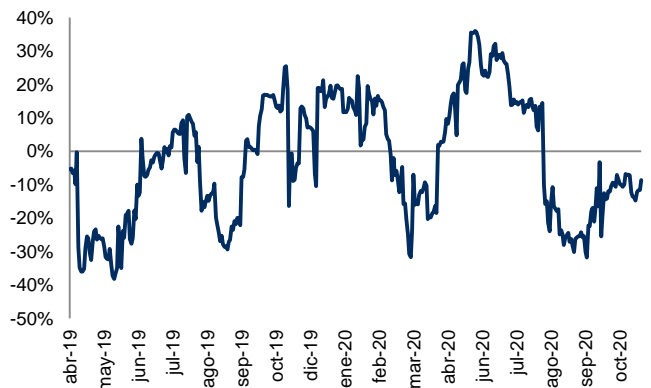
Correlación entre Tipo Cambio y ABs Correl: 5.1%



Correlación entre IPC y Tipo Cambio Correl: -20.7%

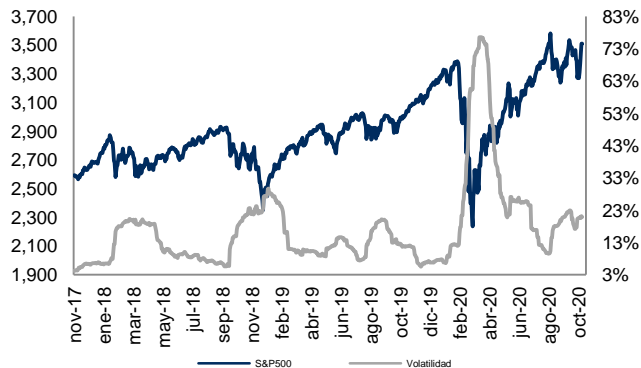


Correlación entre IPC y Abs Correl: -8.7%

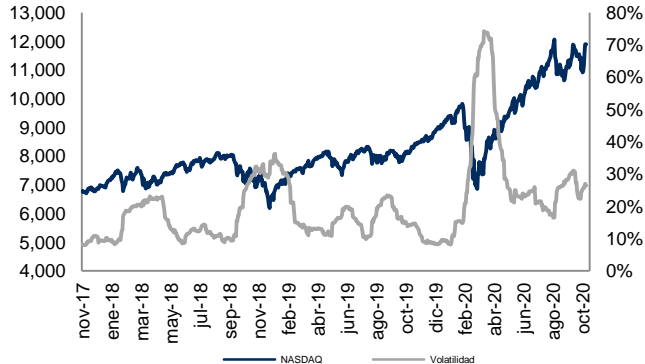


Monitor de Mercados

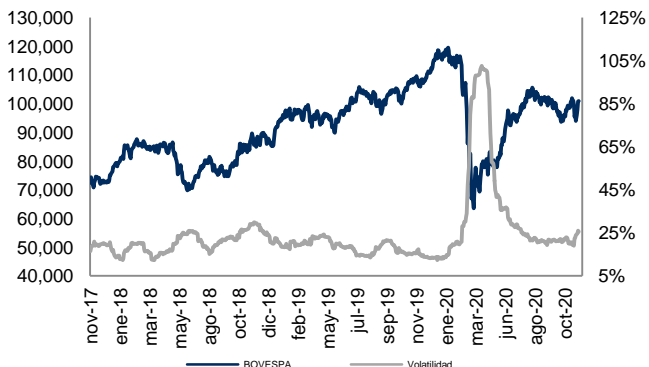
S&P-500 (EE.UU.) Cierre: 3,509.44 Volat: 20.8%



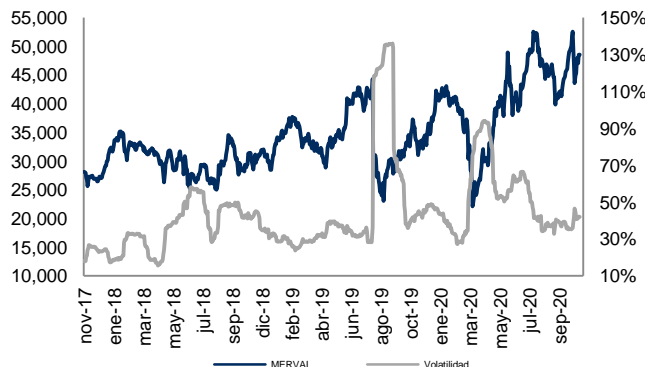
NASDAQ (EE.UU.) Cierre: 11,895.23 Volat: 26.4%



BOVESPA (Sao Paulo) Cierre: 100,883.03 Volat: 25.5%



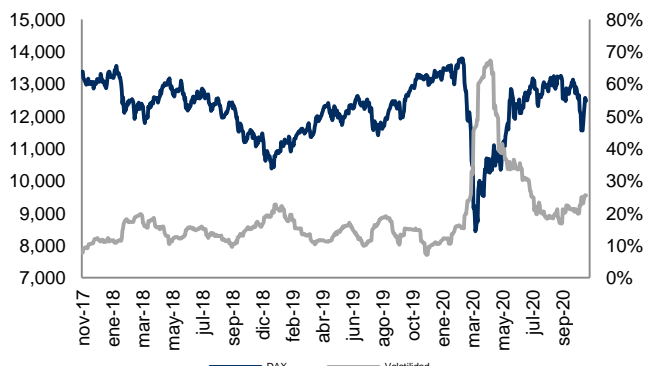
MERVAL (Buenos Aires) Cierre: 48,492.54 Volat: 41.9%



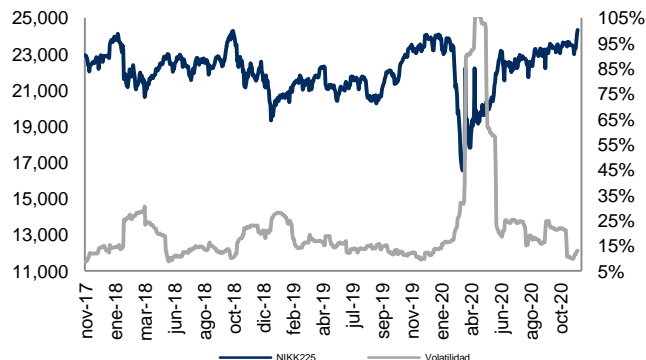
FTSE-100 (Londres) Cierre: 5,910.02 Volat: 17.1%



DAX (Frankfurt) Cierre: 12,480.02 Volat: 25.5%



NIKKEI-225 (Tokio) Cierre: 24,325.23 Volat: 13.0%



Índice	Rend. 7d	Rend. 30d	Rend. Año
S&P-500	7.32%	2.63%	8.63%
NASDAQ	9.01%	4.67%	32.57%
BOVESPA	15.78%	10.53%	-17.09%
MERVAL	6.07%	5.74%	-5.20%
FTSE100	7.82%	1.18%	-17.28%
DAX	9.87%	-2.51%	0.46%
NIKK225	7.19%	6.51%	7.41%
IPC	8.36%	7.44%	0.99%
DJI	6.87%	0.07%	-0.75%
CAC40	9.86%	2.63%	-11.49%
HANGSENG	6.62%	6.00%	-8.82%
TSE300	6.68%	0.64%	2.23%
IBEX	8.33%	0.41%	-23.27%

Cifras al 06 de noviembre de 2020. Índices en USD.

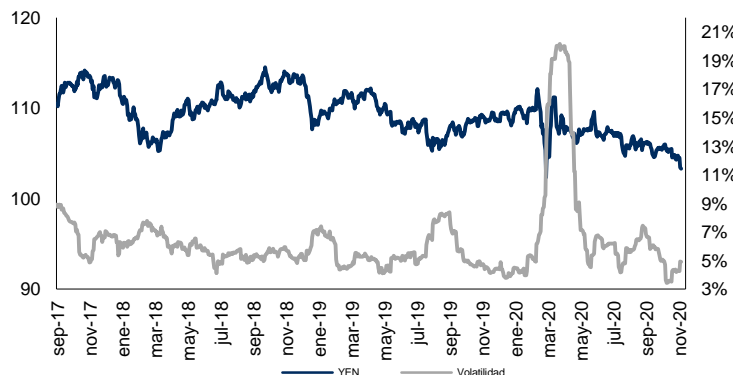


Monitor de Divisas

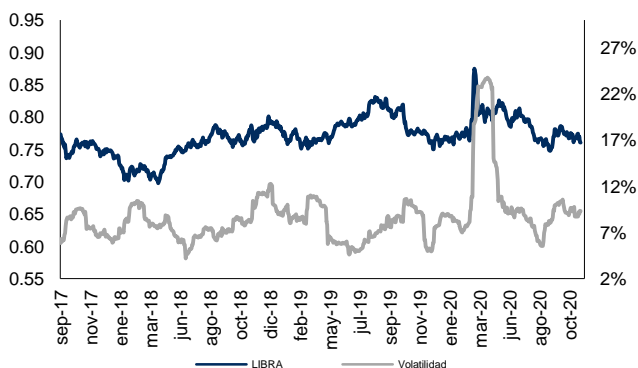
Euro (€) Cierre: 0.84 Volat: 6.6%



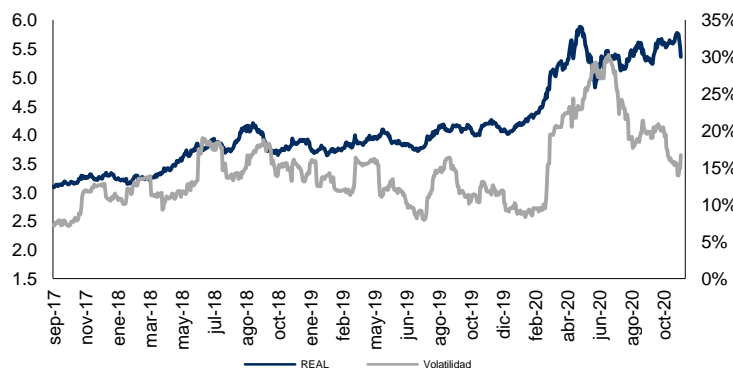
Yen Japonés (¥) Cierre: 103.32 Volat: 4.9%



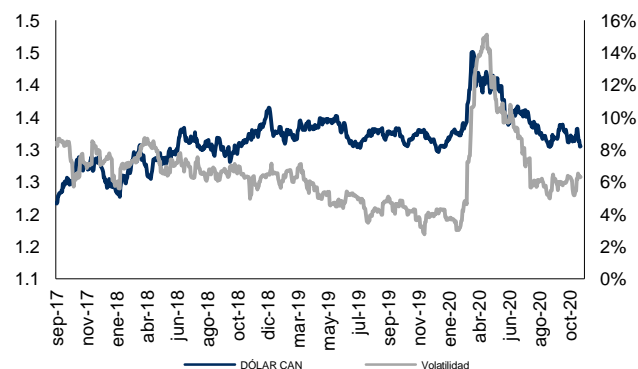
Libra Esterlina (£) Cierre: 0.76 Volat: 9.3%



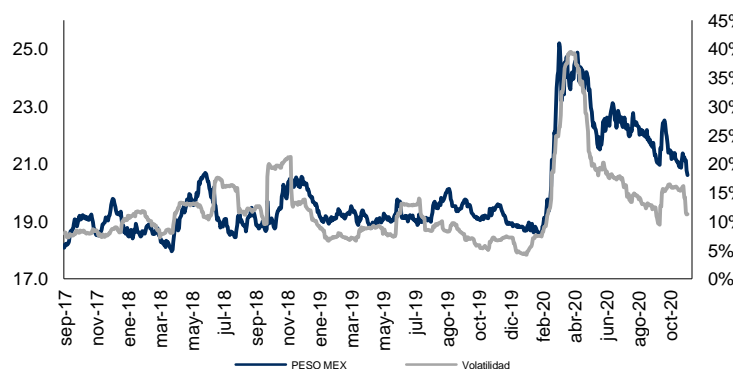
Real Brasileño Cierre: 5.36 Volat: 16.7%



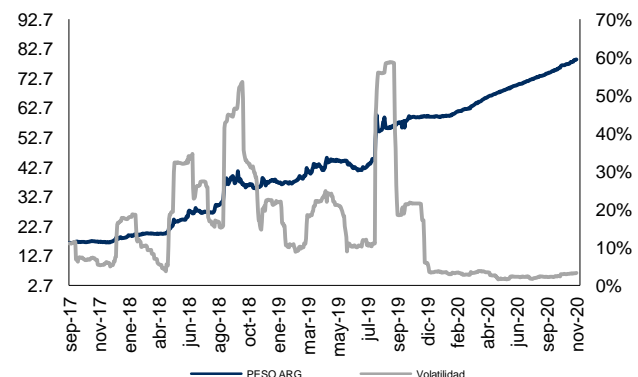
Dólar Canadiense Cierre: 1.31 Volat: 6.3%



Peso Mexicano Cierre: 20.61 Volat: 11.3%



Peso Argentino Cierre: 79.03 Volat: 3.3%



Moneda	Ultimo	7d	30d	Acumulado
Euro	0.84	1.74%	0.99%	5.91%
Yen	103.32	1.25%	2.56%	5.15%
Libra	0.76	1.75%	1.80%	-0.73%
Real	5.36	7.82%	4.66%	-25.01%
Dólar Can	1.31	2.08%	1.54%	-0.51%
Peso Mex	20.61	3.03%	4.22%	-8.49%
Peso Arg	79.03	-0.94%	-2.44%	-24.26%

Cifras al 06 de noviembre de 2020. Cotizaciones con respecto al USD.



Monitor de Metales y Otros Commodities

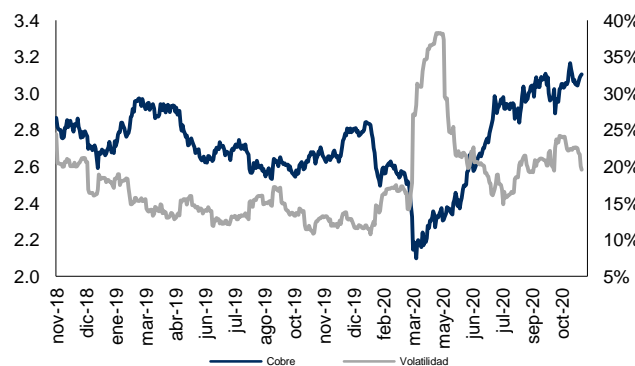
Oro (USD / T. Oz.) Cierre: 1,951.820 Volat: 15.1%



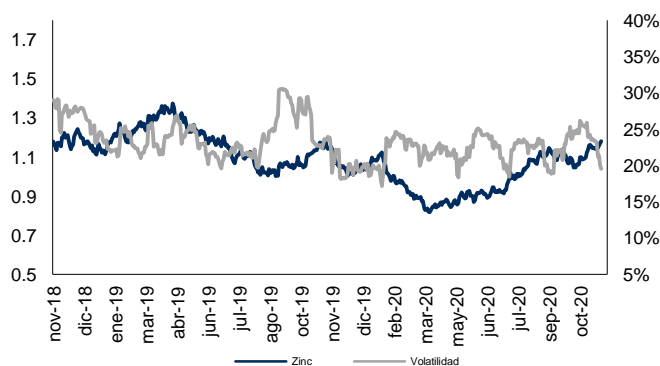
Plata (USD / T. Oz.) Cierre: 25.588 Volat: 41.0%



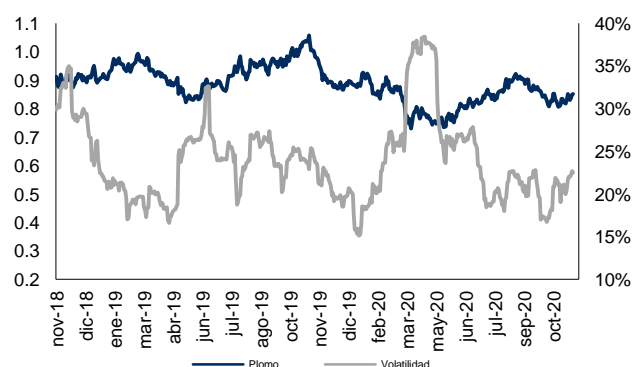
Cobre (USD / libra) Cierre: 3.104 Volat: 19.6%



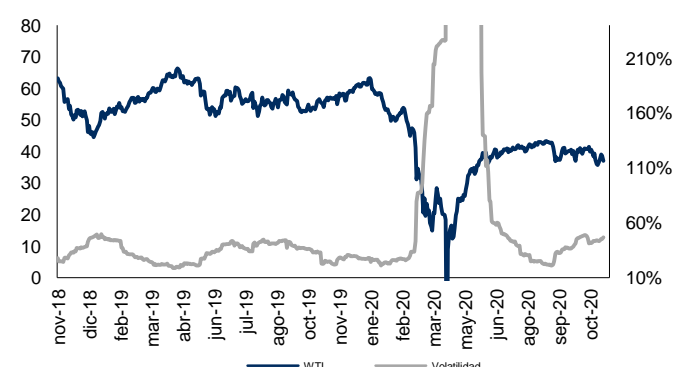
Zinc (USD / libra) Cierre: 1.181 Volat: 19.5%



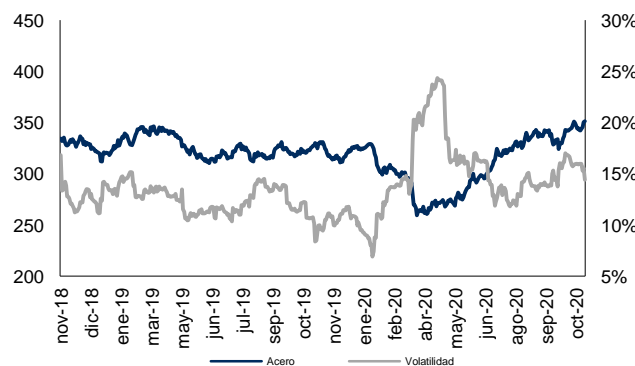
Plomo (USD / libra) Cierre: 0.832 Volat: 22.5%



WTI (USD / barril) Cierre: 36.99 Volat: 46.6%



Acero (Indice) Cierre: 353.445 Volat: 13.9%



Metal	Ultimo	7d	30d	Acumulado
Oro	1951.82	3.88%	3.42%	28.63%
Plata	25.59	8.15%	7.33%	43.43%
Cobre	3.10	1.88%	5.05%	10.44%
Plomo	0.83	0.11%	4.12%	-4.97%
Zinc	1.18	3.23%	11.13%	12.65%
WTI	36.99	3.73%	-7.22%	-39.52%
Acero	353.44	2.83%	5.60%	9.02%

