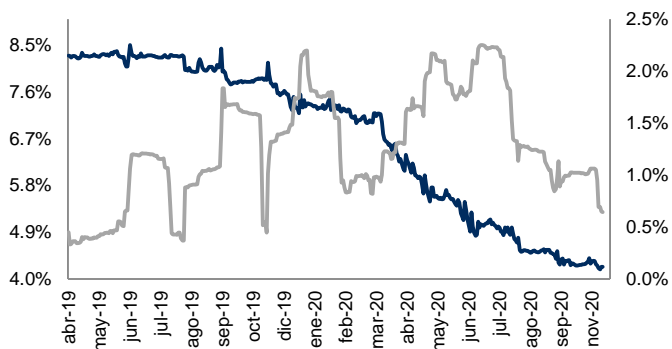
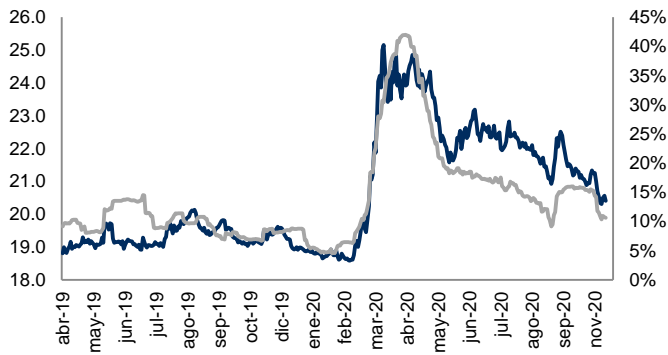


Monitor de Mercados Financieros

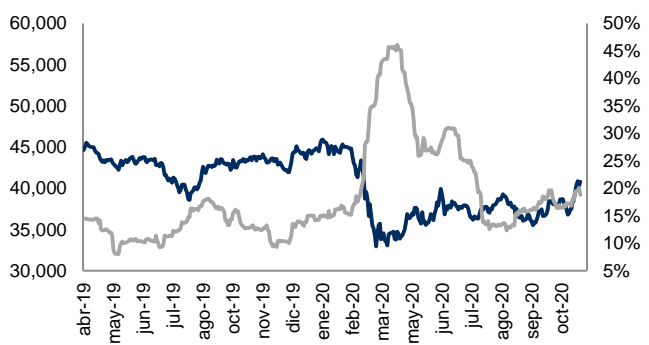
ABs y Volatilidad Cierre: 4.2% Volat: 0.6%



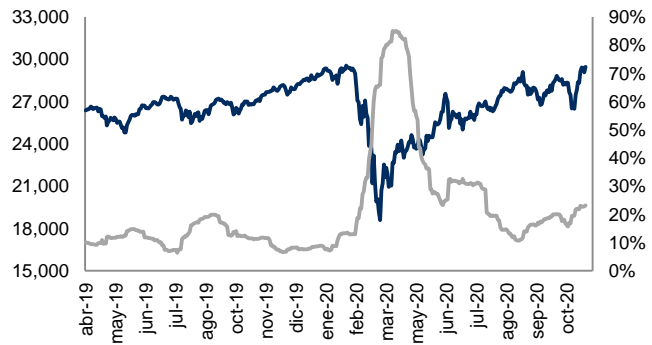
Tipo Cambio y Volatilidad Cierre: 20.4100 Volat: 10.6%



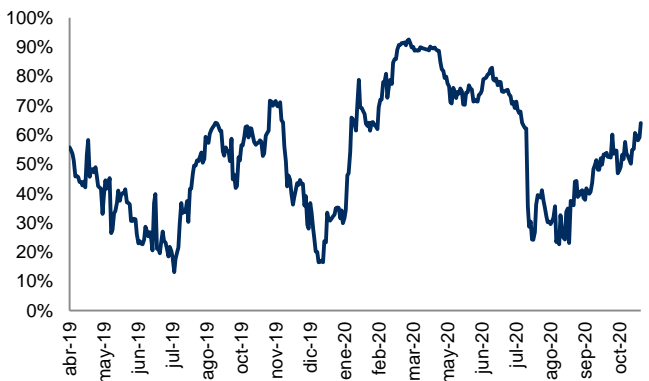
IPC y Volatilidad Cierre: 40,791.81 Volat: 18.8%



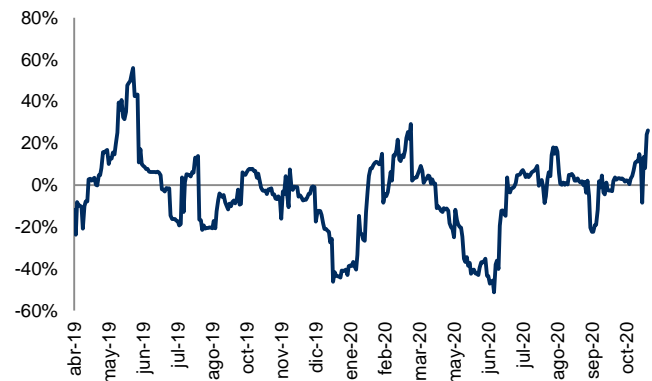
DJI y Volatilidad Cierre: 29,479.81 Volat: 23.1%



Correlación entre IPC y DJI Correl: 64.1%



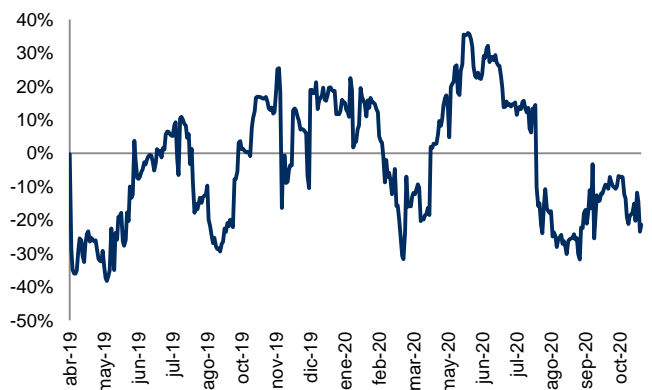
Correlación entre Tipo Cambio y ABs Correl: 26.1%



Correlación entre IPC y Tipo Cambio Correl: -48.6%

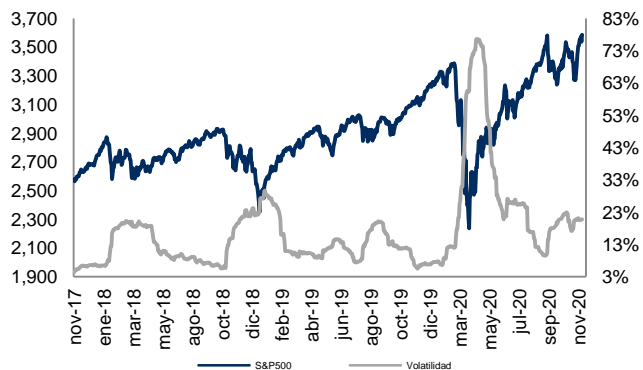


Correlación entre IPC y Abs Correl: -21.4%

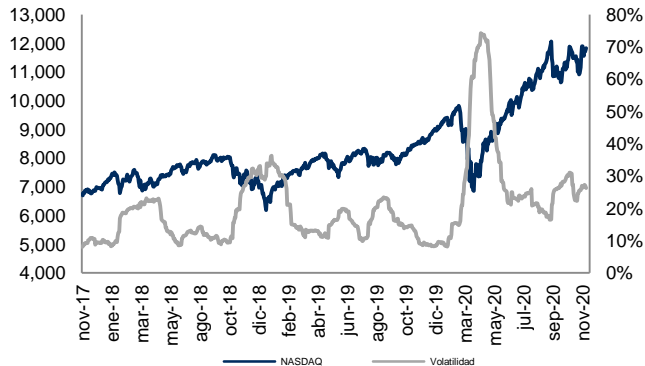


Monitor de Mercados

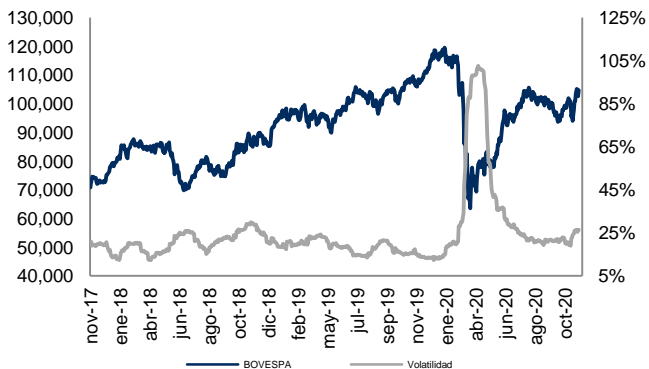
S&P-500 (EE.UU.) Cierre: 3,585.15 Volat: 20.8%



NASDAQ (EE.UU.) Cierre: 11,829.29 Volat: 26.3%



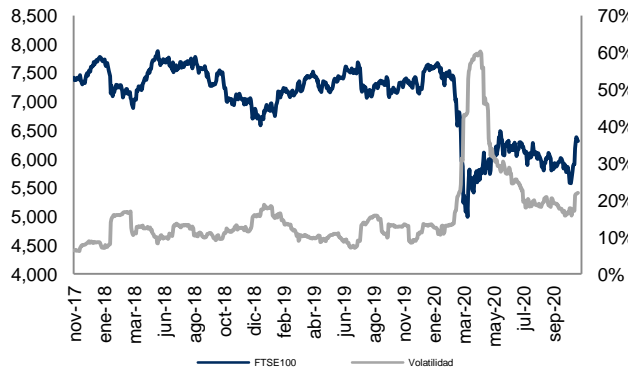
BOVESPA (Sao Paulo) Cierre: 104,675.22 Volat: 26.5%



MERVAL (Buenos Aires) Cierre: 49,895.50 Volat: 43.6%



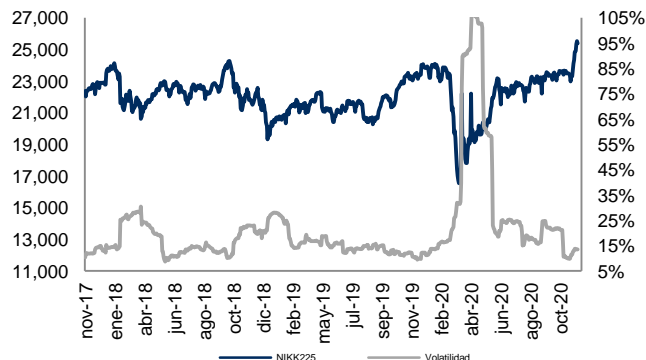
FTSE-100 (Londres) Cierre: 6,316.39 Volat: 22.0%



DAX (Frankfurt) Cierre: 13,076.72 Volat: 27.8%



NIKKEI-225 (Tokio) Cierre: 25,385.87 Volat: 13.5%



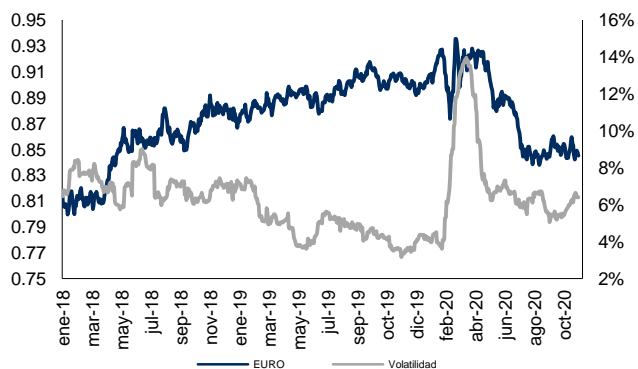
Índice	Rend. 7d	Rend. 30d	Rend. Año
S&P-500	2.16%	2.77%	10.97%
NASDAQ	-0.55%	0.51%	31.84%
BOVESPA	1.89%	7.94%	-15.52%
MERVAL	1.98%	2.40%	-3.33%
FTSE100	7.27%	7.85%	-11.27%
DAX	4.39%	1.12%	4.88%
NIKK225	3.10%	8.03%	10.75%
IPC	6.79%	12.27%	7.85%
DJI	4.08%	3.39%	3.30%
CAC40	8.05%	9.68%	-4.37%
HANGSENG	1.74%	5.99%	-7.23%
TSE300	1.74%	1.39%	4.01%
IBEX	12.87%	13.37%	-13.39%

Cifras al 13 de noviembre de 2020. Índices en USD.

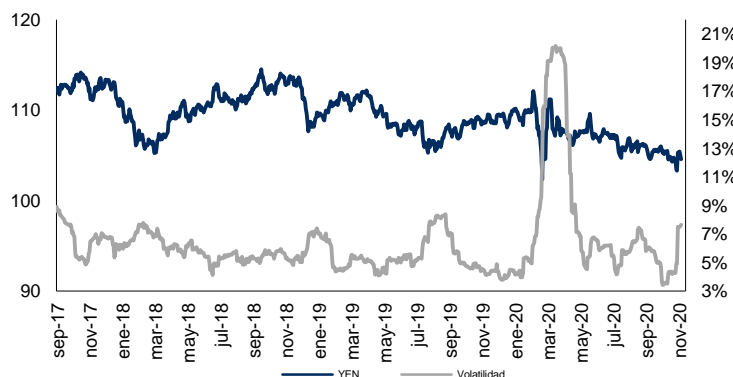


Monitor de Divisas

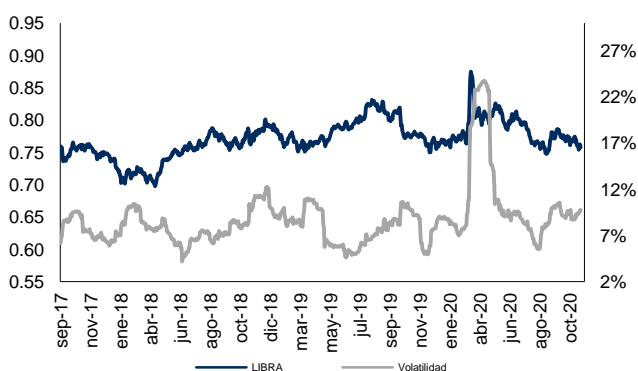
Euro (€) Cierre: 0.85 Volat: 6.4%



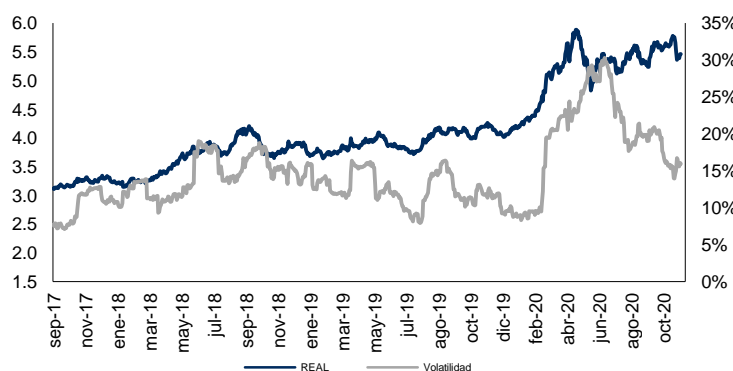
Yen Japonés (¥) Cierre: 104.58 Volat: 7.7%



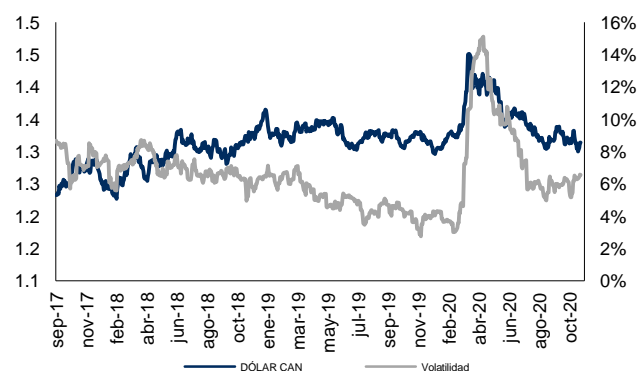
Libra Esterlina (£) Cierre: 0.76 Volat: 9.8%



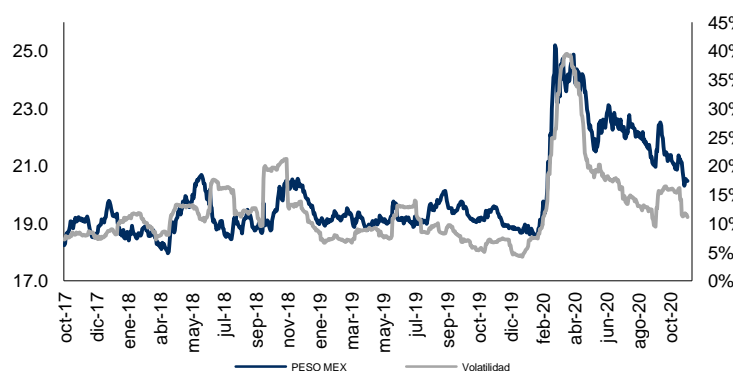
Real Brasileño Cierre: 5.46 Volat: 15.9%



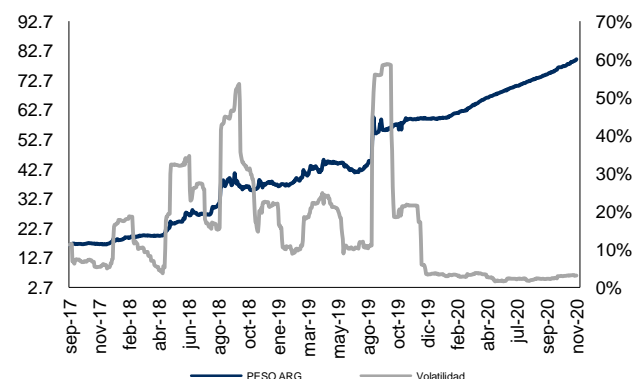
Dólar Canadiense Cierre: 1.31 Volat: 6.6%



Peso Mexicano Cierre: 20.48 Volat: 11.1%



Peso Argentino Cierre: 79.74 Volat: 3.1%



Moneda	Ultimo	7d	30d	Acumulado
Euro	0.85	-0.37%	0.74%	5.52%
Yen	104.58	-1.20%	0.55%	3.88%
Libra	0.76	0.37%	1.34%	-0.37%
Real	5.46	-1.80%	2.44%	-26.37%
Dólar Can	1.31	-0.65%	0.05%	-1.16%
Peso Mex	20.48	0.63%	3.91%	-7.92%
Peso Arg	79.74	-0.89%	-2.93%	-24.93%

Cifras al 13 de noviembre de 2020. Cotizaciones con respecto al USD.



Monitor de Metales y Otros Commodities

Oro (USD / T. Oz.) Cierre: 1,887.536 Volat: 20.0%



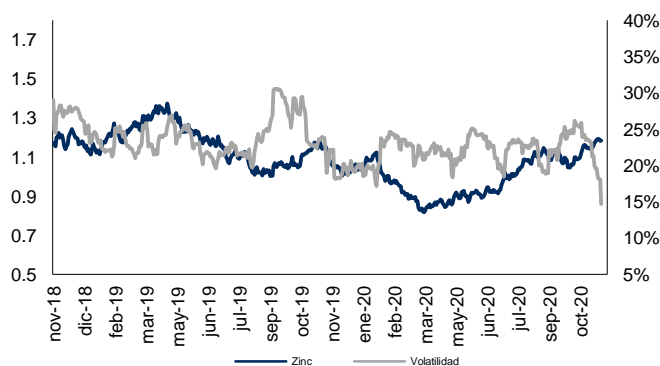
Plata (USD / T. Oz.) Cierre: 24.608 Volat: 40.7%



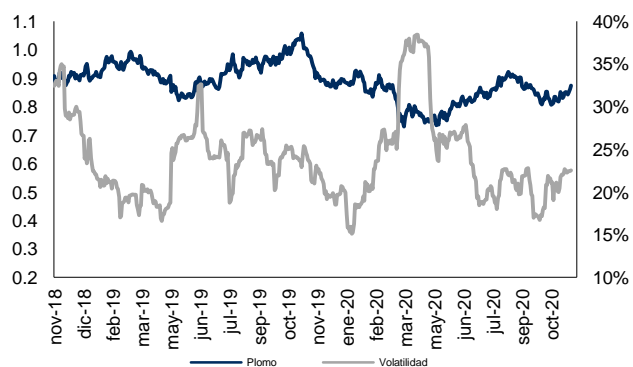
Cobre (USD / libra) Cierre: 3.137 Volat: 14.7%



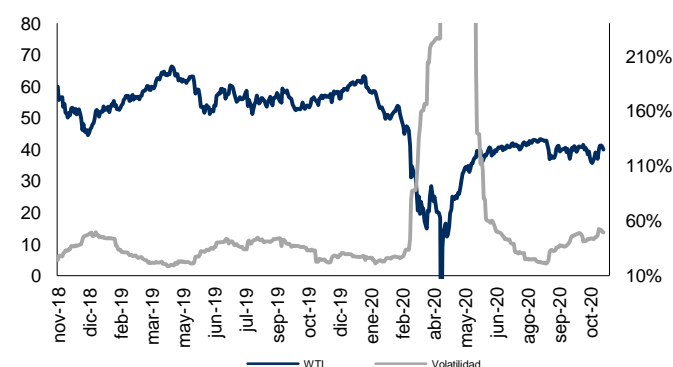
Zinc (USD / libra) Cierre: 1.184 Volat: 14.7%



Plomo (USD / libra) Cierre: 0.854 Volat: 22.5%



WTI (USD / barril) Cierre: 39.95 Volat: 49.2%



Acero (Indice) Cierre: 357.881 Volat: 9.6%



Metal	Ultimo	7d	30d	Acumulado
Oro	1887.54	-3.29%	-0.70%	24.40%
Plata	24.61	-3.83%	1.35%	37.93%
Cobre	3.14	1.07%	3.50%	11.62%
Plomo	0.85	2.60%	5.21%	-2.51%
Zinc	1.18	0.21%	8.78%	12.89%
WTI	39.95	8.00%	-2.35%	-34.68%
Acero	357.88	1.26%	4.54%	10.39%

