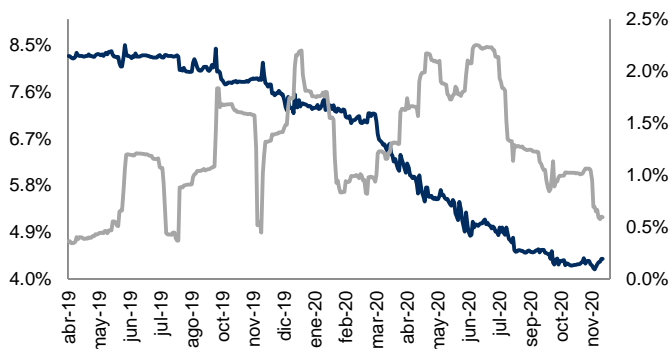
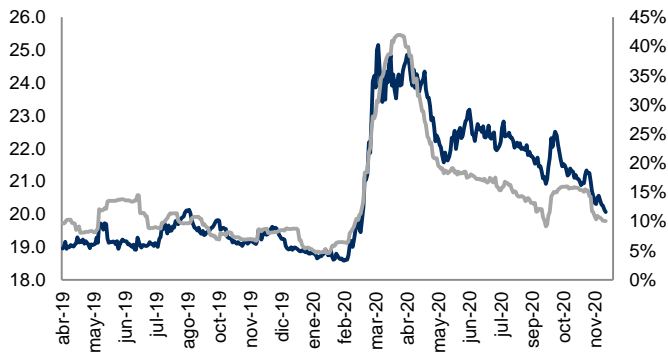


Monitor de Mercados Financieros

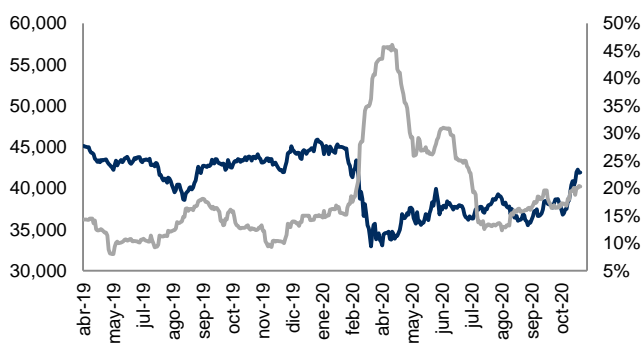
ABs y Volatilidad Cierre: 4.4% Volat: 0.6%



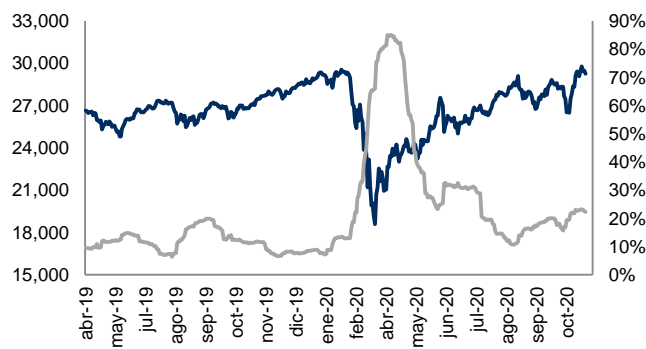
Tipo Cambio y Volatilidad Cierre: 20.0600 Volat: 10.1%



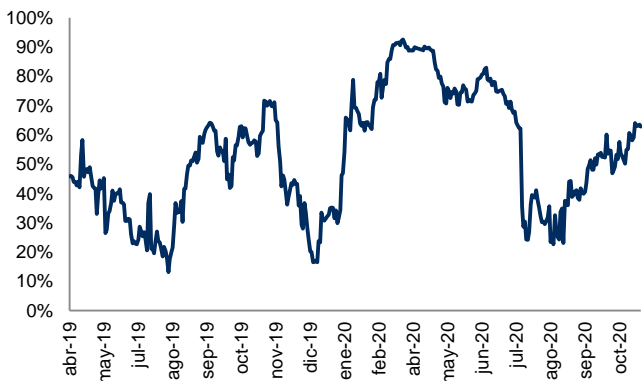
IPC y Volatilidad Cierre: 41,905.06 Volat: 20.3%



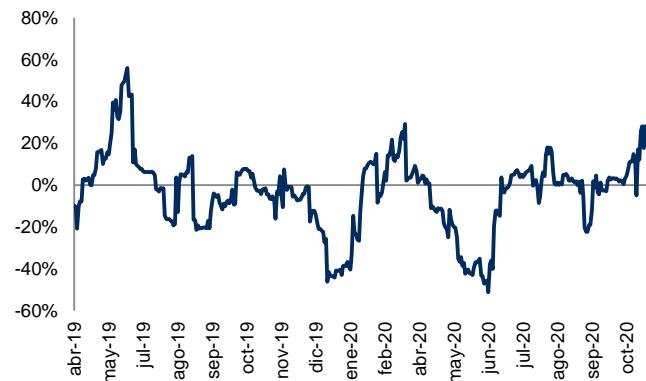
DJI y Volatilidad Cierre: 29,263.48 Volat: 22.2%



Correlación entre IPC y DJI Correl: 62.8%



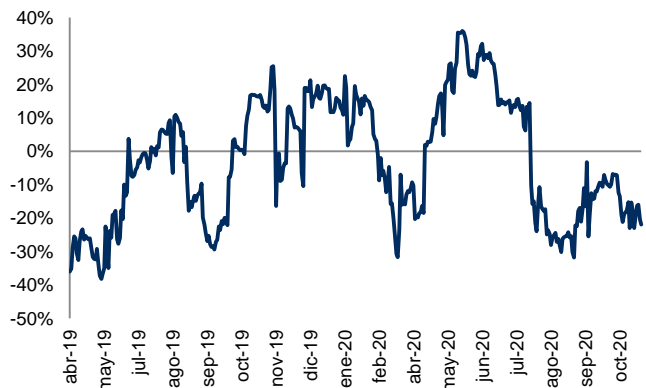
Correlación entre Tipo Cambio y ABs Correl: 24.3%



Correlación entre IPC y Tipo Cambio Correl: -50.6%

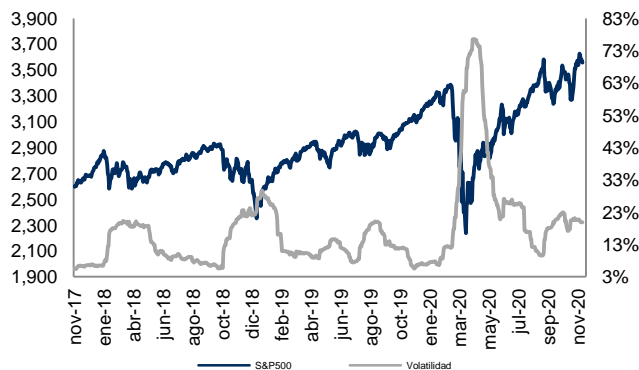


Correlación entre IPC y Abs Correl: -22.0%

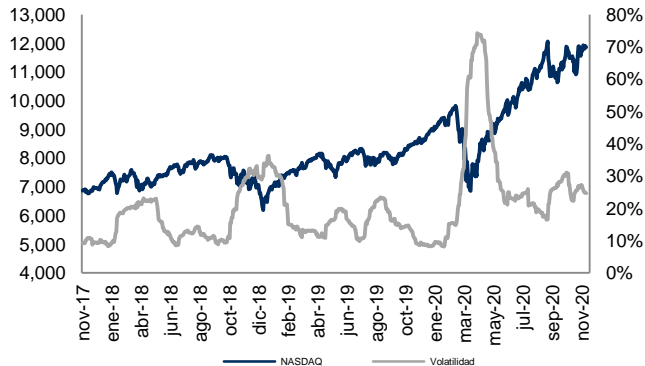


Monitor de Mercados

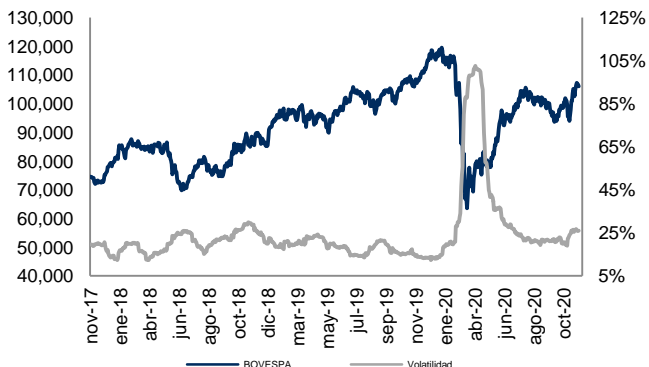
S&P-500 (EE.UU.) Cierre: 3,557.54 Volat: 19.8%



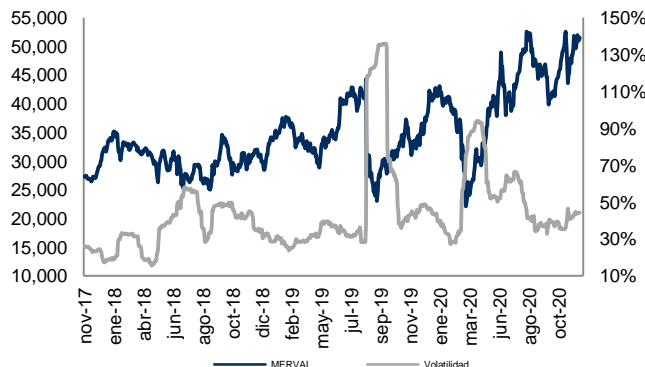
NASDAQ (EE.UU.) Cierre: 11,854.97 Volat: 24.7%



BOVESPA (Sao Paulo) Cierre: 105,986.27 Volat: 25.9%



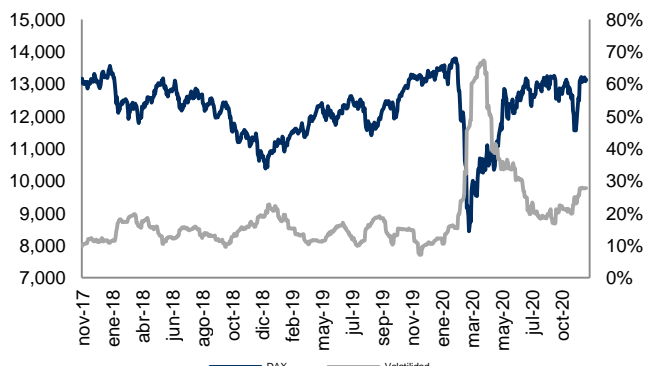
MERVAL (Buenos Aires) Cierre: 51,492.34 Volat: 44.1%



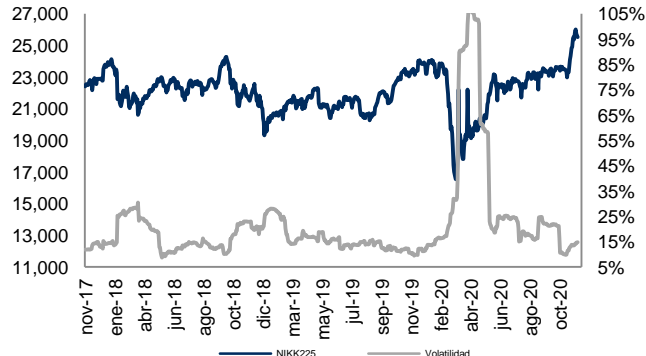
FTSE-100 (Londres) Cierre: 6,351.45 Volat: 22.7%



DAX (Frankfurt) Cierre: 13,137.25 Volat: 27.8%



NIKKEI-225 (Tokio) Cierre: 25,527.37 Volat: 14.7%



Índice	Rend. 7d	Rend. 30d	Rend. Año
S&P-500	-0.77%	3.55%	10.11%
NASDAQ	0.22%	3.22%	32.12%
BOVESPA	2.68%	9.80%	-13.26%
MERVAL	2.42%	-0.63%	-0.99%
FTSE100	1.22%	11.12%	-10.19%
DAX	0.66%	4.57%	5.57%
NIKK225	1.29%	8.76%	12.18%
IPC	4.20%	13.77%	12.38%
DJI	-0.73%	3.73%	2.54%
CAC40	2.35%	13.18%	-2.12%
HANGSENG	1.15%	6.83%	-6.17%
TSE300	2.44%	5.31%	6.55%
IBEX	2.69%	17.07%	-11.05%

Cifras al 20 de noviembre de 2020. Índices en USD.

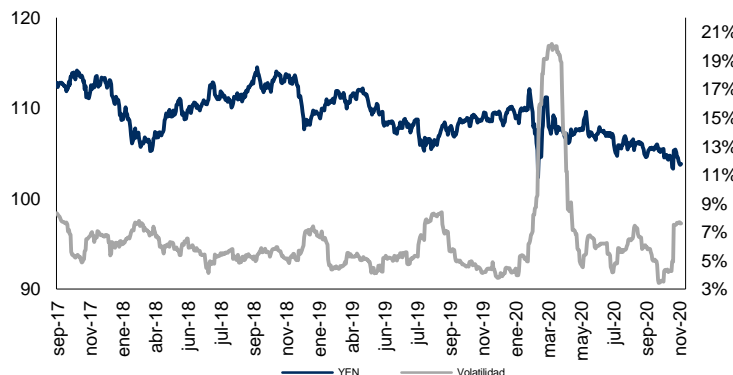


Monitor de Divisas

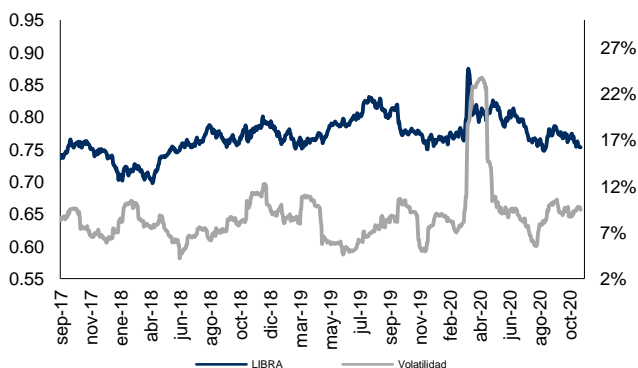
Euro (€) Cierre: 0.84 Volat: 6.1%



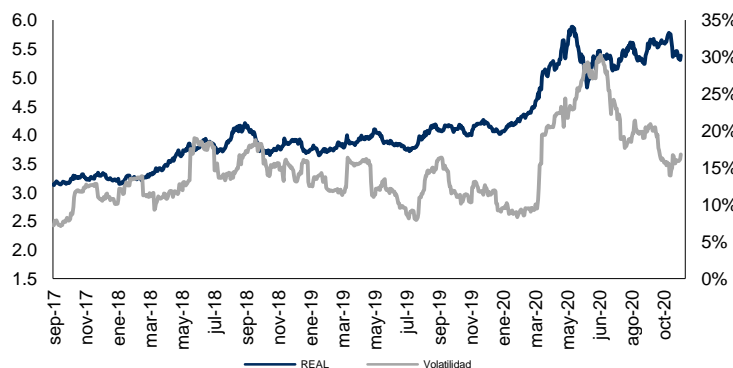
Yen Japonés (¥) Cierre: 103.82 Volat: 7.6%



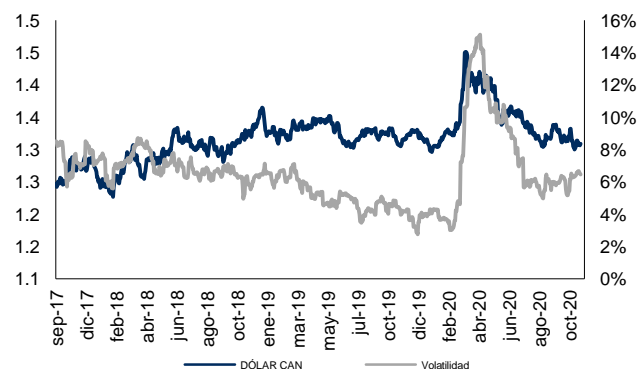
Libra Esterlina (£) Cierre: 0.75 Volat: 9.4%



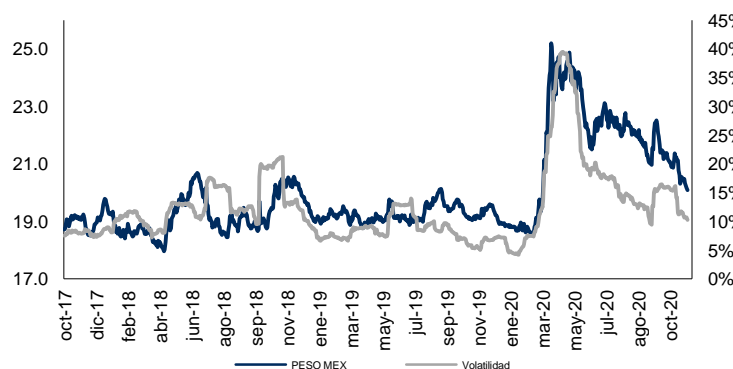
Real Brasileño Cierre: 5.38 Volat: 16.8%



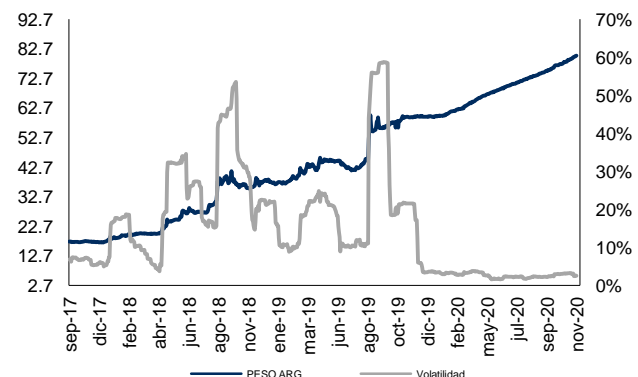
Dólar Canadiense Cierre: 1.31 Volat: 6.4%



Peso Mexicano Cierre: 20.09 Volat: 10.3%



Peso Argentino Cierre: 80.35 Volat: 2.6%



Moneda	Ultimo	7d	30d	Acumulado
Euro	0.84	0.19%	-0.04%	5.72%
Yen	103.82	0.73%	0.71%	4.64%
Libra	0.75	0.66%	1.07%	0.29%
Real	5.38	1.41%	4.17%	-25.33%
Dólar Can	1.31	0.37%	0.43%	-0.79%
Peso Mex	20.09	1.94%	4.90%	-6.14%
Peso Arg	80.35	-0.76%	-3.34%	-25.50%

Cifras al 20 de noviembre de 2020. Cotizaciones con respecto al USD.



Monitor de Metales y Otros Commodities

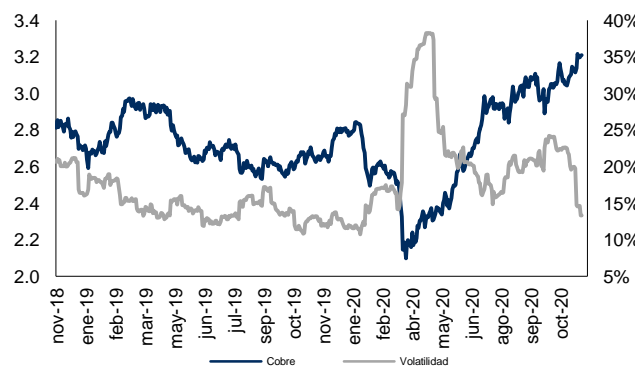
Oro (USD / T. Oz.) Cierre: 1,870.154 Volat: 19.2%



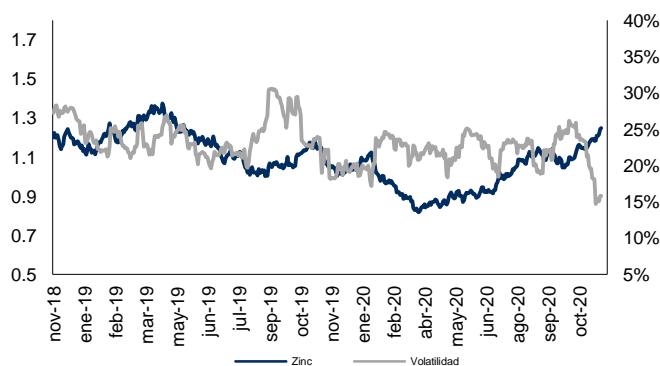
Plata (USD / T. Oz.) Cierre: 24.132 Volat: 36.2%



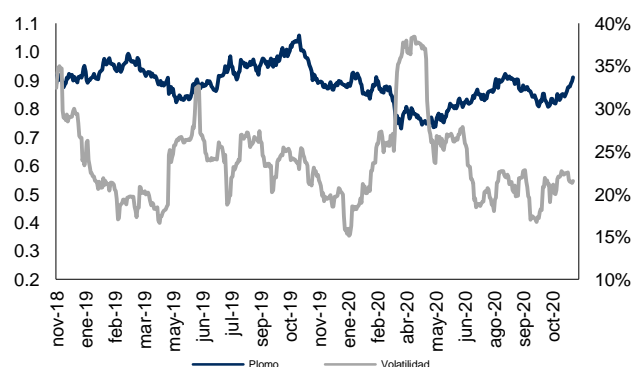
Cobre (USD / libra) Cierre: 3.210 Volat: 13.3%



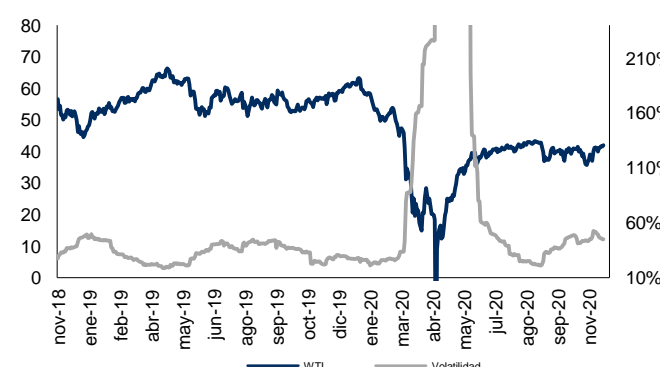
Zinc (USD / libra) Cierre: 1.249 Volat: 15.8%



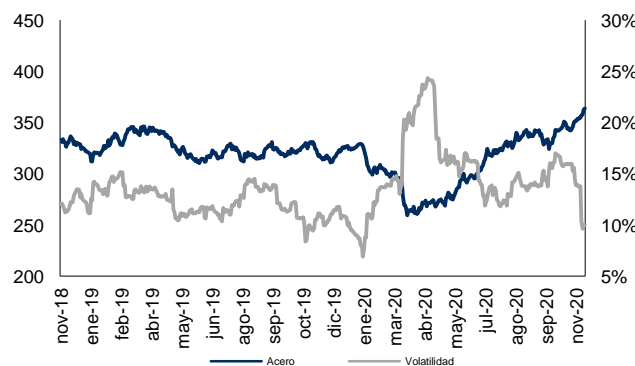
Plomo (USD / libra) Cierre: 0.890 Volat: 21.5%



WTI (USD / barril) Cierre: 42.01 Volat: 44.8%



Acero (Indice) Cierre: 372.272 Volat: 8.9%



Metal	Ultimo	7d	30d	Acumulado
Oro	1870.15	-0.92%	-2.82%	23.25%
Plata	24.13	-1.93%	-3.74%	35.27%
Cobre	3.21	2.32%	2.87%	14.21%
Plomo	0.89	4.30%	12.29%	1.68%
Zinc	1.25	5.49%	9.62%	19.09%
WTI	42.01	5.16%	5.21%	-31.31%
Acero	372.27	4.02%	6.07%	14.82%

