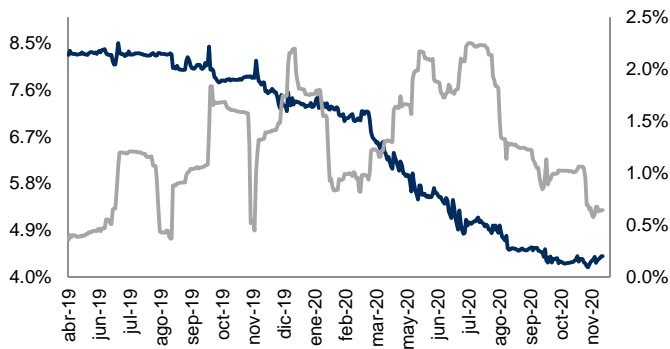


Monitor de Mercados Financieros

ABs y Volatilidad

Cierre: 4.4%

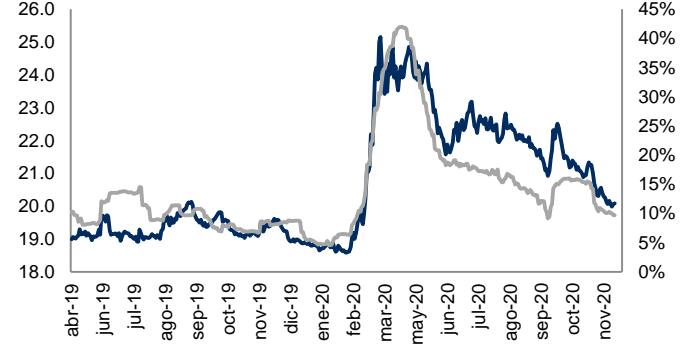
Volat: 0.6%



Tipo Cambio y Volatilidad

Cierre: 20.0840

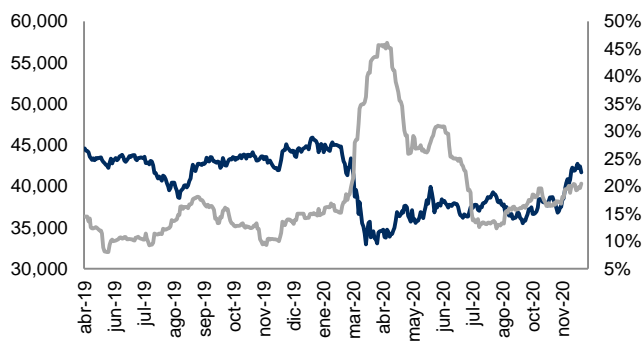
Volat: 9.7%



IPC y Volatilidad

Cierre: 41,674.30

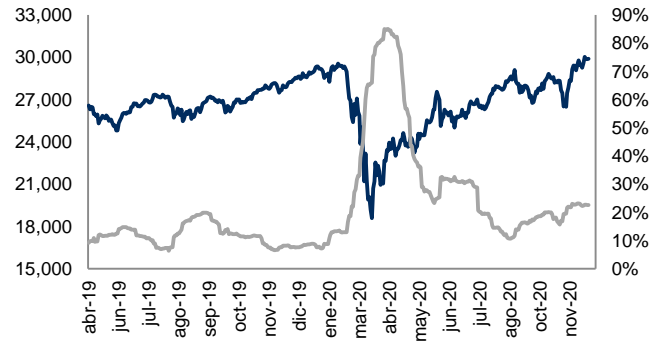
Volat: 20.5%



DJI y Volatilidad

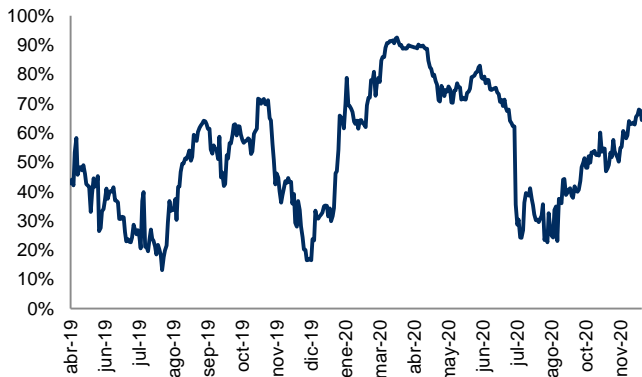
Cierre: 29,910.37

Volat: 22.6%



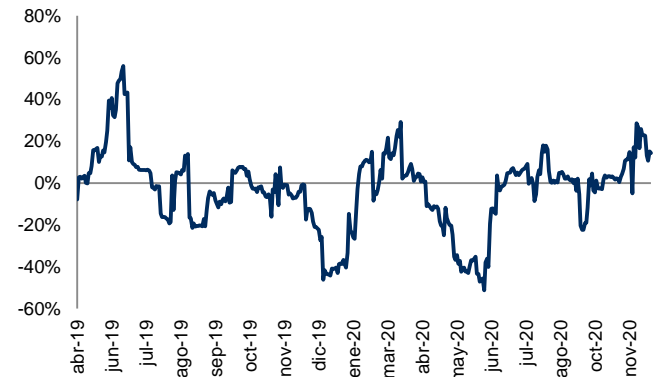
Correlación entre IPC y DJI

Correl: 64.3%



Correlación entre Tipo Cambio y ABs

Correl: 14.4%



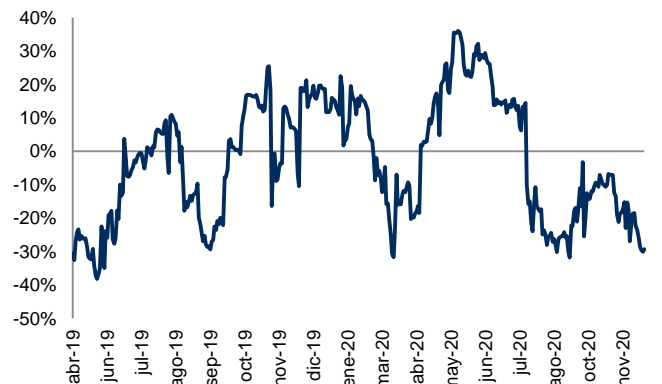
Correlación entre IPC y Tipo Cambio

Correl: -45.7%



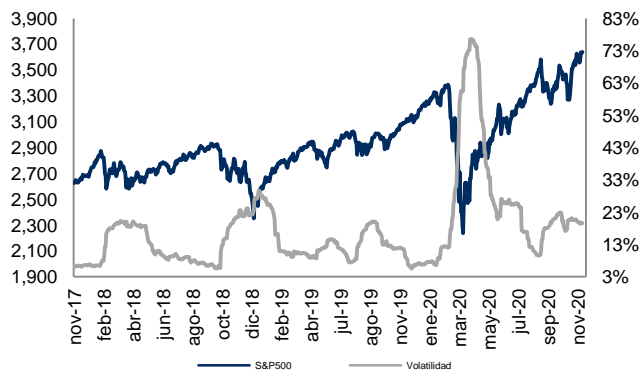
Correlación entre IPC y Abs

Correl: -29.3%

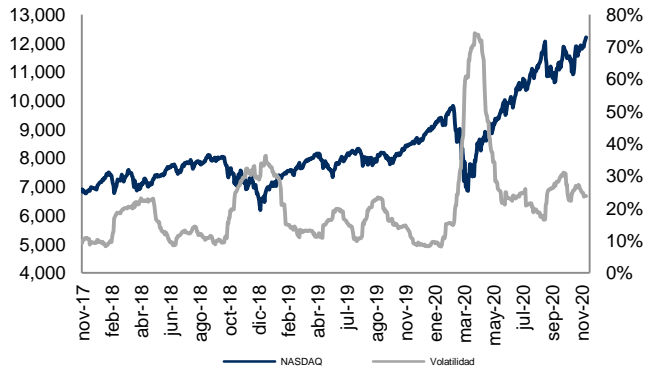


Monitor de Mercados

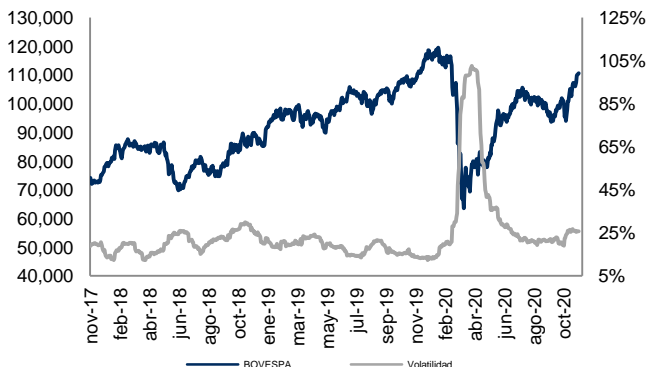
S&P-500 (EE.UU.) Cierre: 3,638.35 Volat: 19.6%



NASDAQ (EE.UU.) Cierre: 12,205.85 Volat: 23.9%



BOVESPA (Sao Paulo) Cierre: 110,610.96 Volat: 25.7%



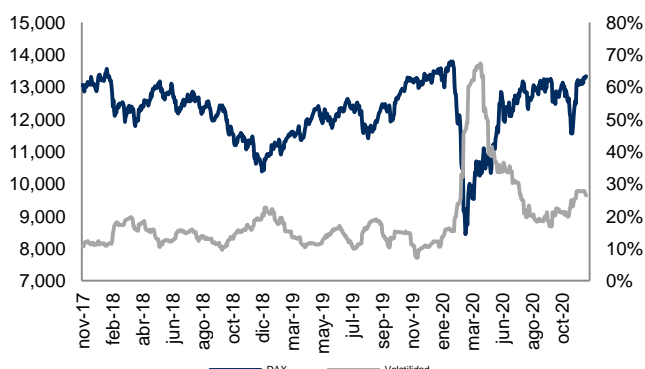
MERVAL (Buenos Aires) Cierre: 55,427.26 Volat: 45.6%



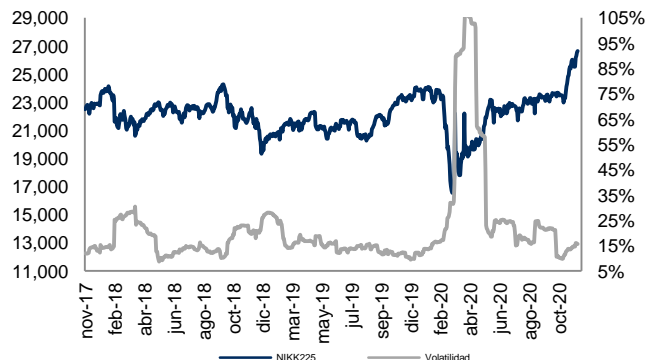
FTSE-100 (Londres) Cierre: 6,367.58 Volat: 22.0%



DAX (Frankfurt) Cierre: 13,335.68 Volat: 26.4%



NIKKEI-225 (Tokio) Cierre: 26,644.71 Volat: 15.7%



Índice	Rend. 7d	Rend. 30d	Rend. Año
S&P-500	2.27%	11.23%	12.62%
NASDAQ	2.96%	10.91%	36.03%
BOVESPA	5.02%	24.59%	-8.91%
MERVAL	6.70%	22.99%	5.64%
FTSE100	0.37%	16.80%	-9.86%
DAX	2.41%	17.49%	8.11%
NIKK225	4.15%	14.04%	16.83%
IPC	-0.34%	18.26%	11.99%
DJI	2.21%	12.78%	4.81%
CAC40	2.76%	24.73%	0.58%
HANGSENG	1.69%	8.84%	-4.58%
TSE300	3.02%	14.47%	9.77%
IBEX	3.58%	28.85%	-7.87%

Cifras al 27 de noviembre de 2020. Índices en USD.

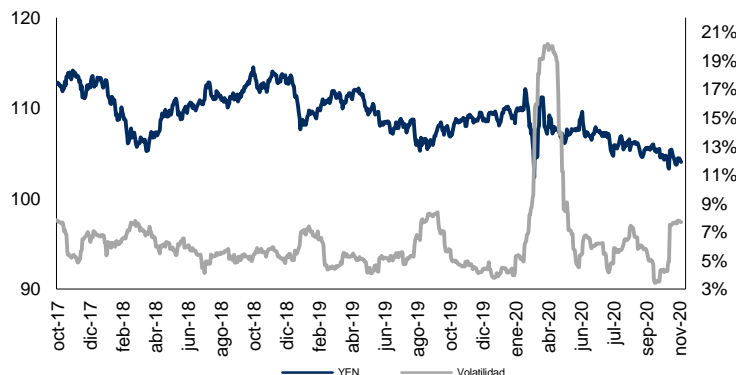


Monitor de Divisas

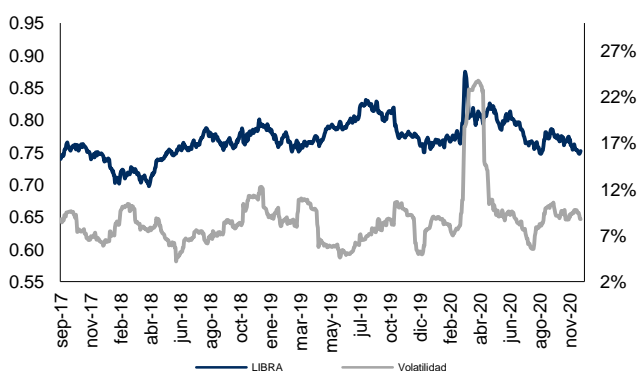
Euro (€) Cierre: 0.84 Volat: 5.7%



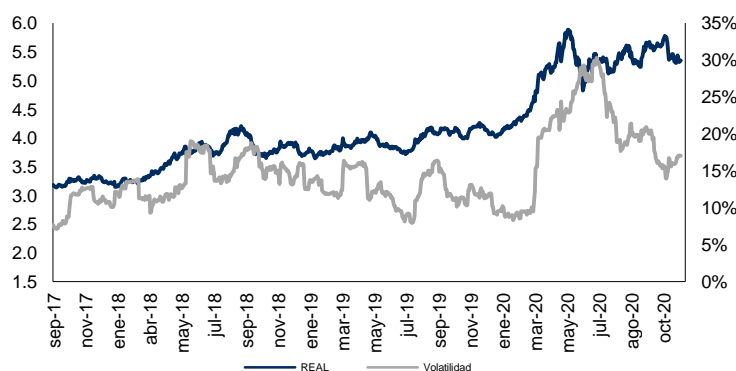
Yen Japonés (¥) Cierre: 104.05 Volat: 7.7%



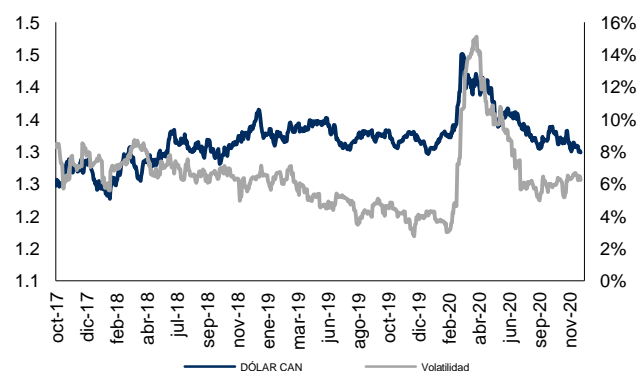
Libra Esterlina (£) Cierre: 0.75 Volat: 8.7%



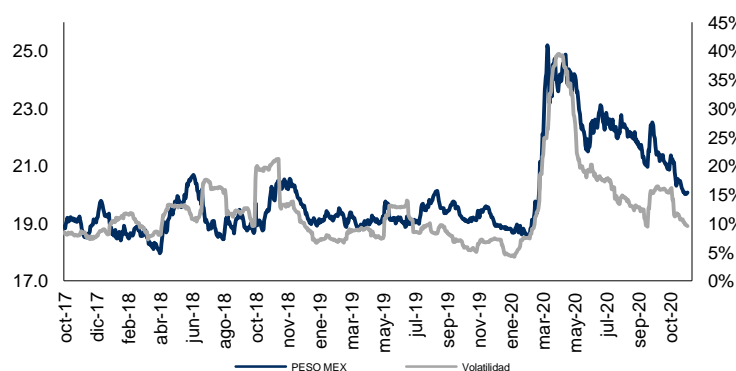
Real Brasileño Cierre: 5.35 Volat: 17.0%



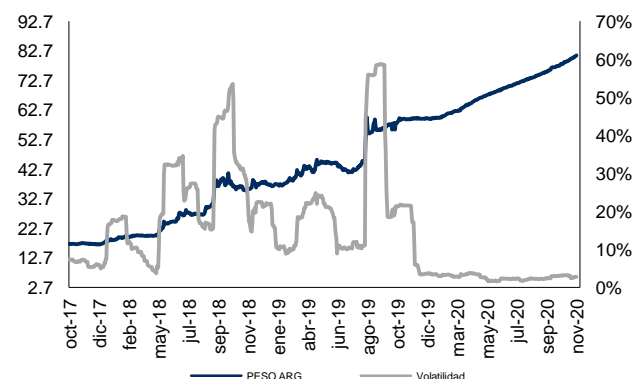
Dólar Canadiense Cierre: 1.30 Volat: 6.2%



Peso Mexicano Cierre: 20.07 Volat: 9.5%



Peso Argentino Cierre: 81.06 Volat: 2.8%



Moneda	Ultimo	7d	30d	Acumulado
Euro	0.84	0.89%	1.85%	6.66%
Yen	104.05	-0.22%	0.23%	4.41%
Libra	0.75	0.11%	2.40%	0.40%
Real	5.35	0.62%	7.42%	-24.86%
Dólar Can	1.30	0.79%	2.56%	-0.02%
Peso Mex	20.07	0.09%	5.21%	-6.05%
Peso Arg	81.06	-0.88%	-3.40%	-26.15%

Cifras al 27 de noviembre de 2020. Cotizaciones con respecto al USD.

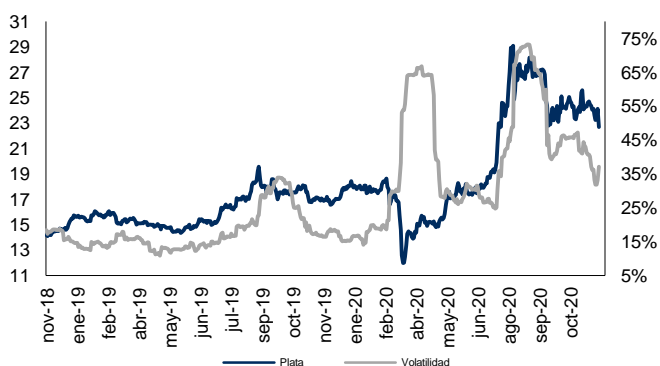


Monitor de Metales y Otros Commodities

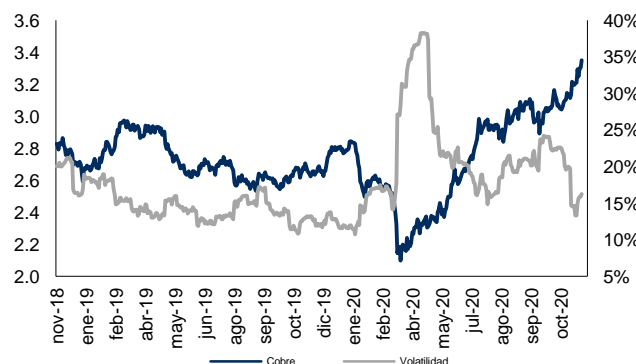
Oro (USD / T. Oz.) Cierre: 1,788.129 Volat: 18.8%



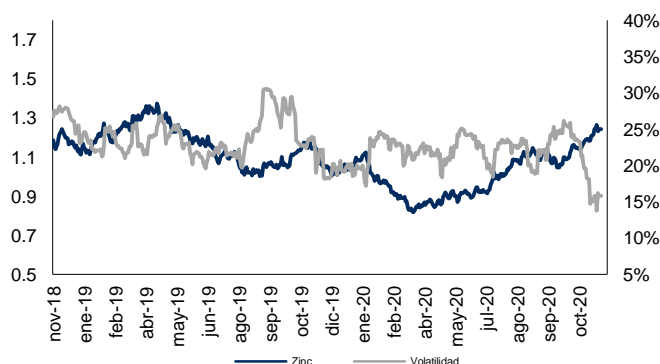
Plata (USD / T. Oz.) Cierre: 22.695 Volat: 37.1%



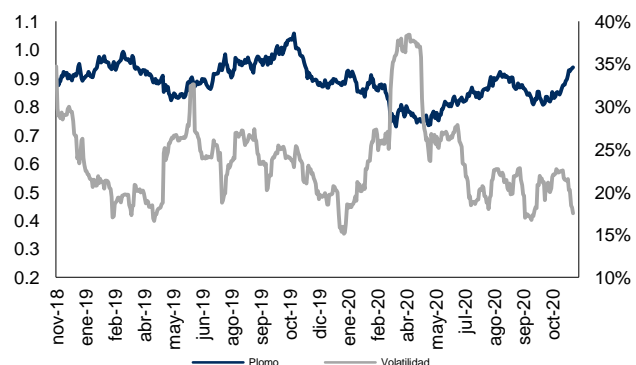
Cobre (USD / libra) Cierre: 3.351 Volat: 16.2%



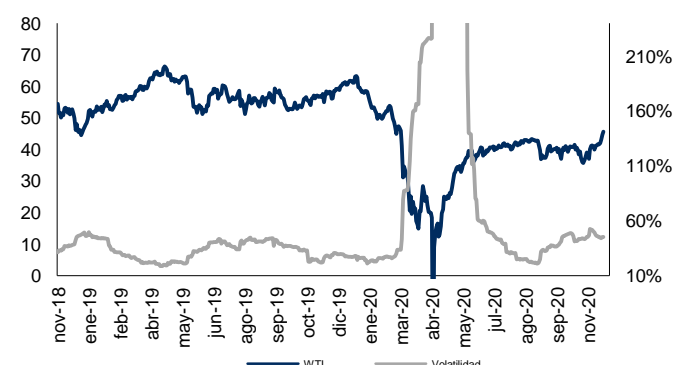
Zinc (USD / libra) Cierre: 1.244 Volat: 15.8%



Plomo (USD / libra) Cierre: 0.918 Volat: 17.5%



WTI (USD / barril) Cierre: 45.60 Volat: 45.2%



Acero (Indice) Cierre: 378.910 Volat: 11.8%



Metal	Ultimo	7d	30d	Acumulado
Oro	1788.13	-4.39%	-4.78%	17.84%
Plata	22.70	-5.95%	-2.93%	27.21%
Cobre	3.35	4.39%	8.97%	19.22%
Plomo	0.92	3.08%	14.97%	4.81%
Zinc	1.24	-0.38%	8.29%	18.63%
WTI	45.60	8.55%	22.28%	-25.44%
Acero	378.91	1.78%	10.62%	16.87%

