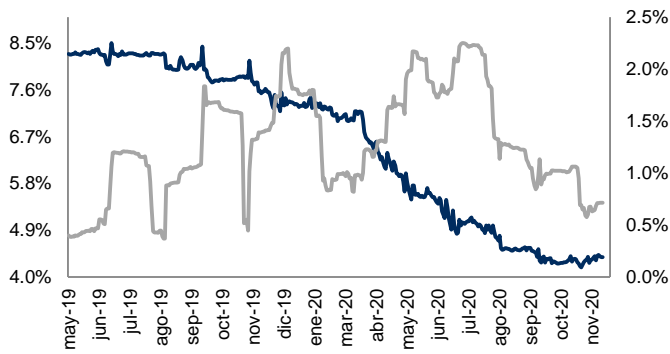


Monitor de Mercados Financieros

ABs y Volatilidad

Cierre: 4.4%

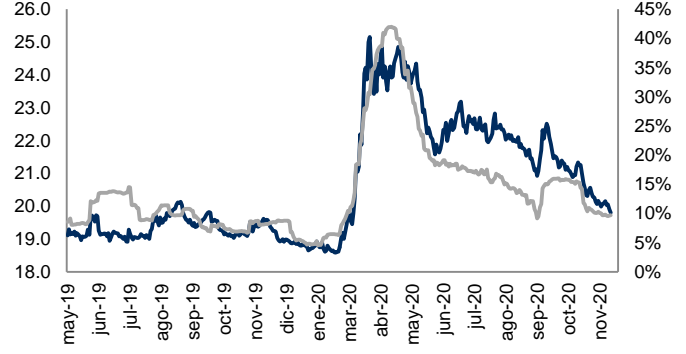
Volat: 0.7%



Tipo Cambio y Volatilidad

Cierre: 19.8000

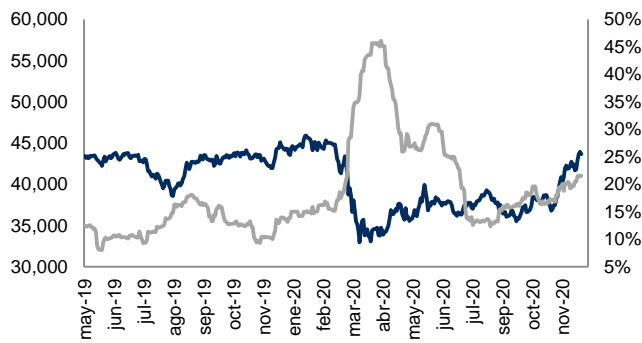
Volat: 9.7%



IPC y Volatilidad

Cierre: 43,646.03

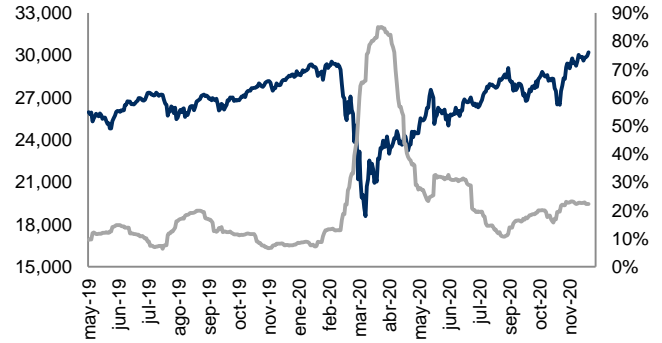
Volat: 21.5%



DJI y Volatilidad

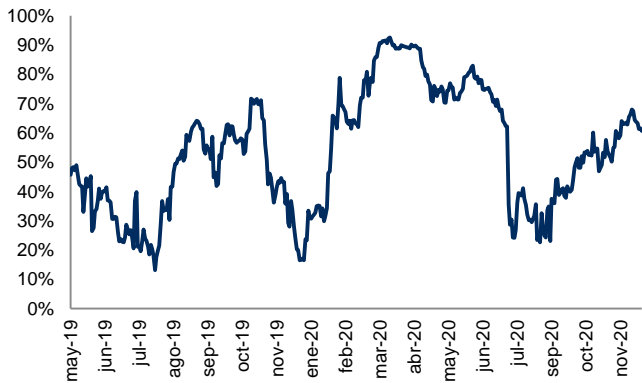
Cierre: 30,218.26

Volat: 22.3%



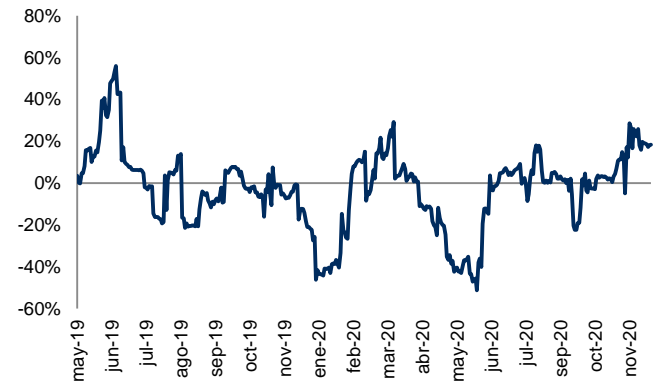
Correlación entre IPC y DJI

Correl: 60.7%



Correlación entre Tipo Cambio y ABs

Correl: 18.4%



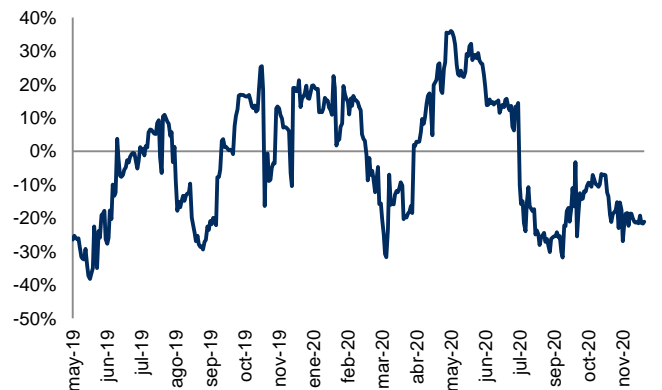
Correlación entre IPC y Tipo Cambio

Correl: -44.0%



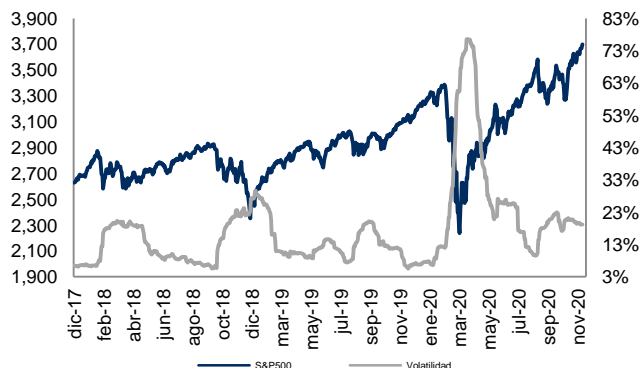
Correlación entre IPC y Abs

Correl: -21.1%

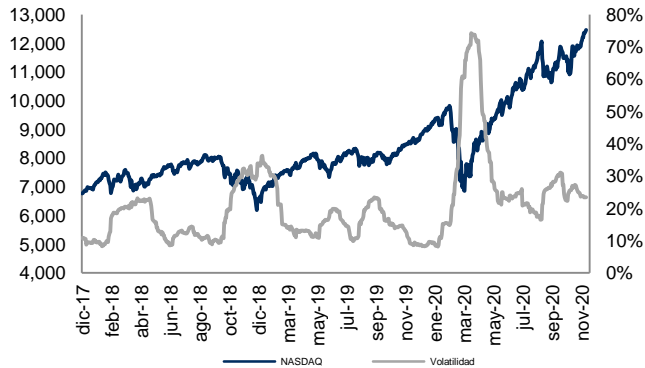


Monitor de Mercados

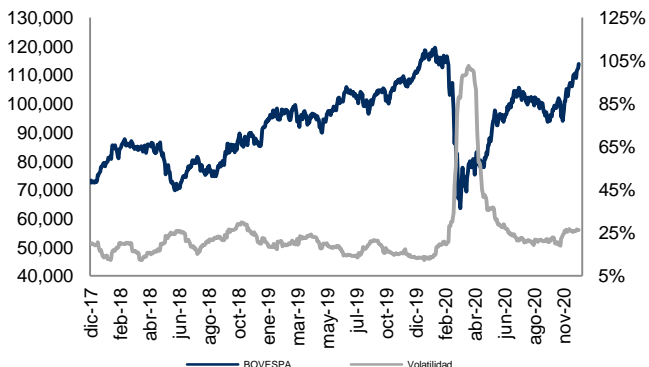
S&P-500 (EE.UU.) Cierre: 3,699.12 Volat: 19.2%



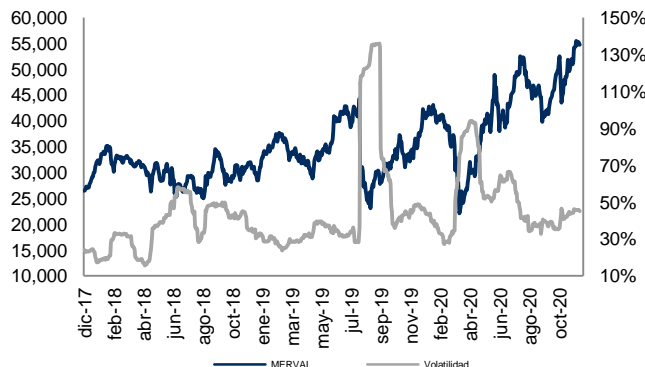
NASDAQ (EE.UU.) Cierre: 12,464.23 Volat: 23.4%



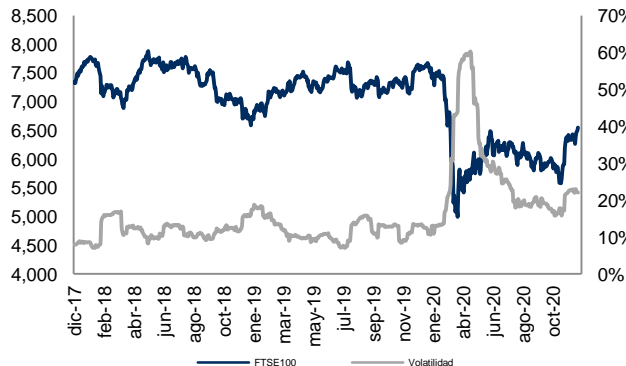
BOVESPA (Sao Paulo) Cierre: 113,748.14 Volat: 26.3%



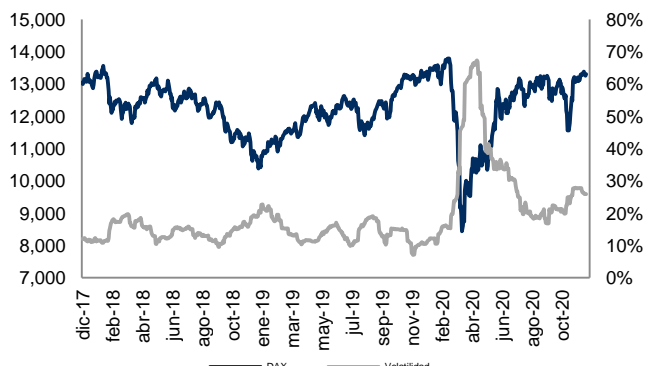
MERVAL (Buenos Aires) Cierre: 54,730.38 Volat: 45.2%



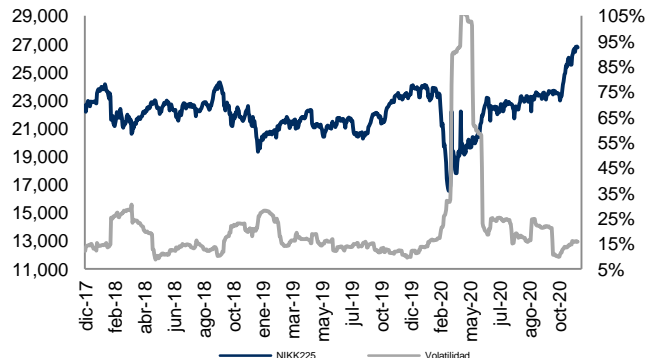
FTSE-100 (Londres) Cierre: 6,550.23 Volat: 22.1%



DAX (Frankfurt) Cierre: 13,298.96 Volat: 25.9%



NIKKEI-225 (Tokio) Cierre: 26,751.24 Volat: 15.8%



Índice	Rend. 7d	Rend. 30d	Rend. Año
S&P-500	1.67%	7.43%	14.50%
NASDAQ	2.12%	7.54%	38.91%
BOVESPA	6.66%	27.64%	-2.84%
MERVAL	-1.98%	12.39%	3.54%
FTSE100	3.87%	15.13%	-6.36%
DAX	1.04%	11.55%	9.24%
NIKK225	0.28%	13.27%	17.16%
IPC	6.19%	22.97%	18.93%
DJI	1.03%	8.51%	5.89%
CAC40	1.52%	17.79%	2.11%
HANGSENG	-0.21%	7.91%	-4.79%
TSE300	2.33%	12.53%	12.33%
IBEX	2.96%	26.87%	-5.15%

Cifras al 04 de diciembre de 2020. Índices en USD.

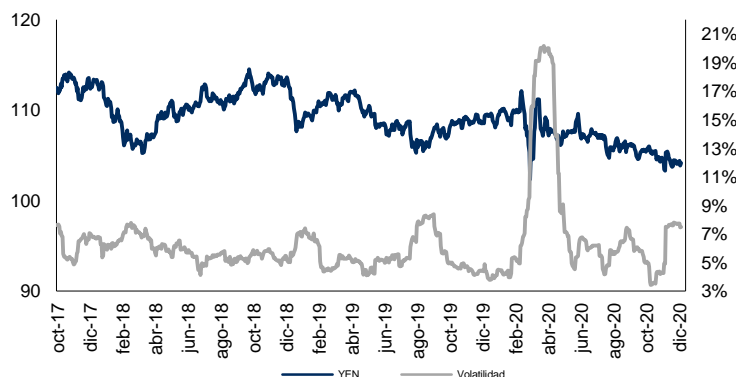


Monitor de Divisas

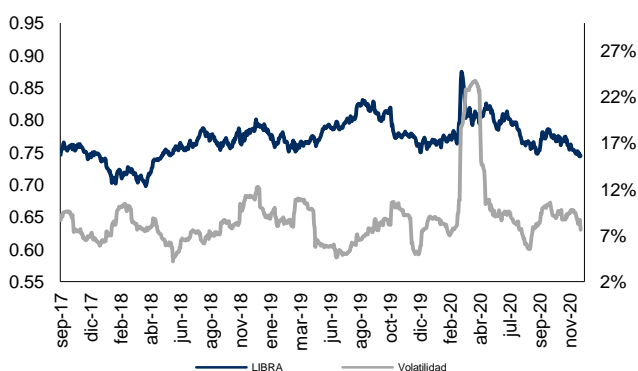
Euro (€) Cierre: 0.83 Volat: 6.3%



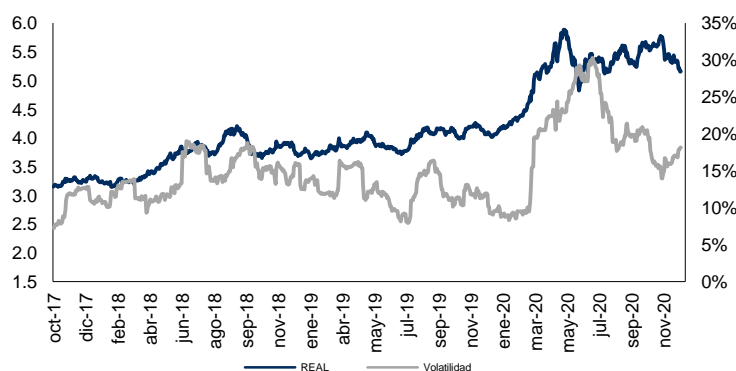
Yen Japonés (¥) Cierre: 104.17 Volat: 7.5%



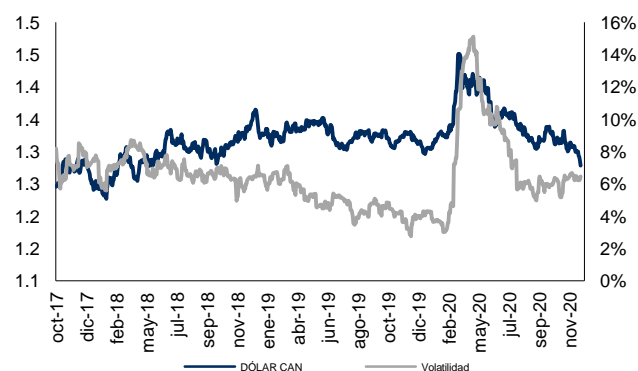
Libra Esterlina (£) Cierre: 0.74 Volat: 7.6%



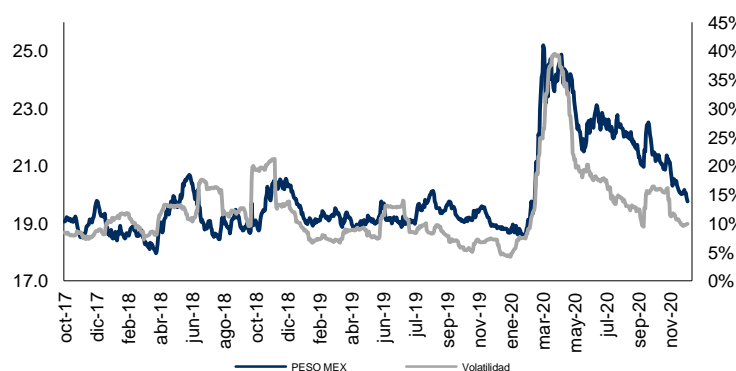
Real Brasileño Cierre: 5.16 Volat: 18.1%



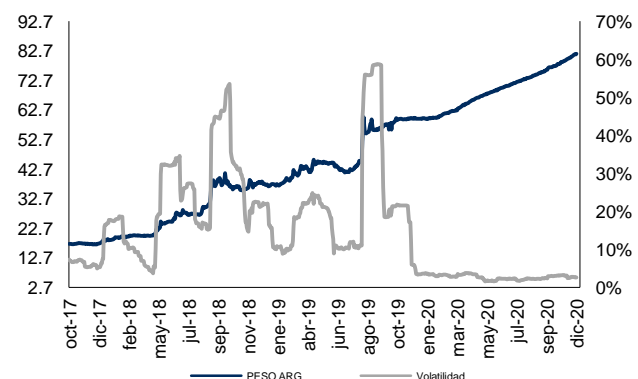
Dólar Canadiense Cierre: 1.28 Volat: 6.5%



Peso Mexicano Cierre: 19.76 Volat: 9.9%



Peso Argentino Cierre: 81.66 Volat: 2.6%



Moneda	Ultimo	7d	30d	Acumulado
Euro	0.83	1.32%	3.38%	8.07%
Yen	104.17	-0.12%	0.33%	4.29%
Libra	0.74	0.98%	3.40%	1.38%
Real	5.16	3.72%	9.82%	-22.07%
Dólar Can	1.28	1.60%	2.75%	1.59%
Peso Mex	19.76	1.58%	6.89%	-4.57%
Peso Arg	81.66	-0.73%	-3.42%	-26.70%

Cifras al 04 de diciembre de 2020. Cotizaciones con respecto al USD.



Monitor de Metales y Otros Commodities

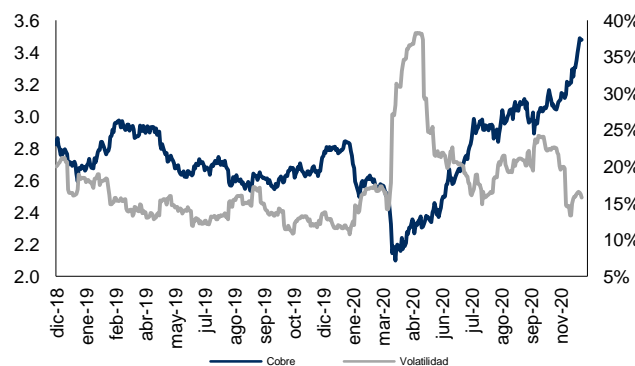
Oro (USD / T. Oz.) Cierre: 1,838.102 Volat: 19.8%



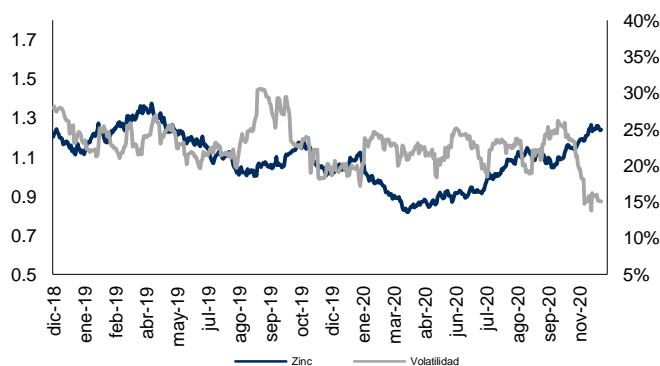
Plata (USD / T. Oz.) Cierre: 24.139 Volat: 40.4%



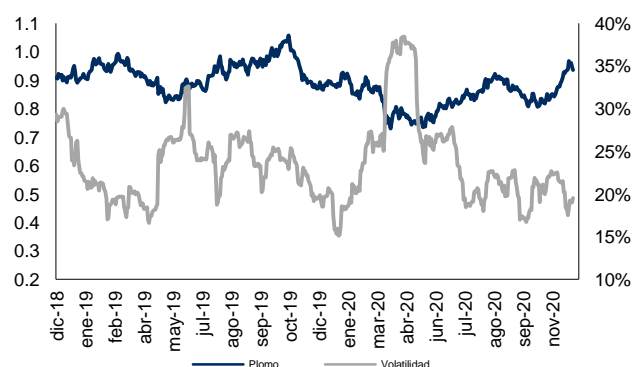
Cobre (USD / libra) Cierre: 3.478 Volat: 15.8%



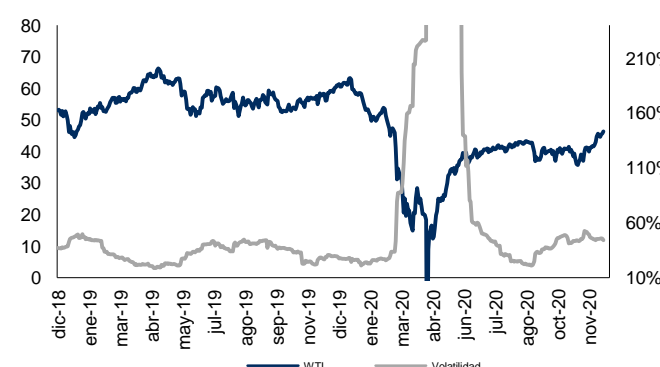
Zinc (USD / libra) Cierre: 1.240 Volat: 15.0%



Plomo (USD / libra) Cierre: 0.915 Volat: 19.5%



WTI (USD / barril) Cierre: 46.28 Volat: 44.1%



Acero (Indice) Cierre: 385.705 Volat: 12.3%



Metal	Ultimo	7d	30d	Acumulado
Oro	1838.10	2.79%	-3.39%	21.14%
Plata	24.14	6.36%	1.08%	35.31%
Cobre	3.48	3.81%	12.66%	23.77%
Plomo	0.92	-0.25%	12.19%	4.55%
Zinc	1.24	-0.33%	7.01%	18.24%
WTI	46.28	1.49%	18.70%	-24.33%
Acero	385.71	1.79%	9.80%	18.97%

