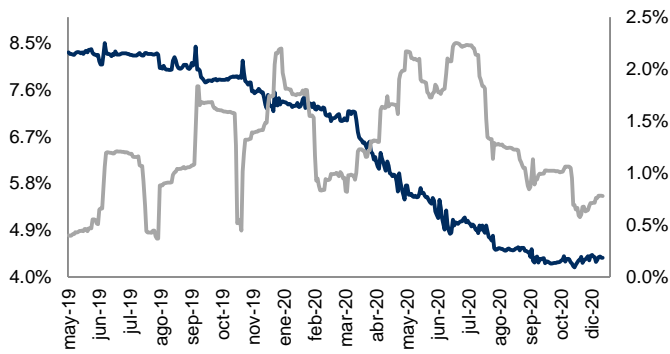


Monitor de Mercados Financieros

ABs y Volatilidad

Cierre: 4.4%

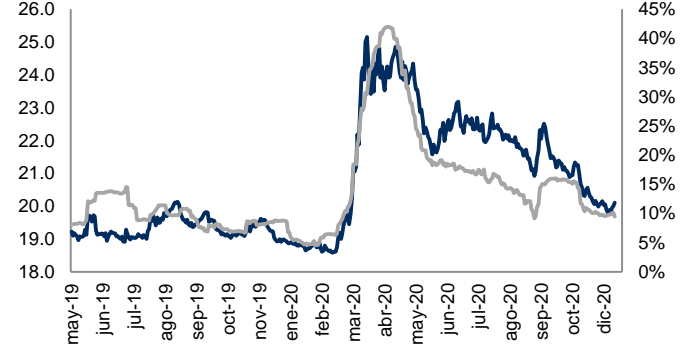
Volat: 0.8%



Tipo Cambio y Volatilidad

Cierre: 20.1010

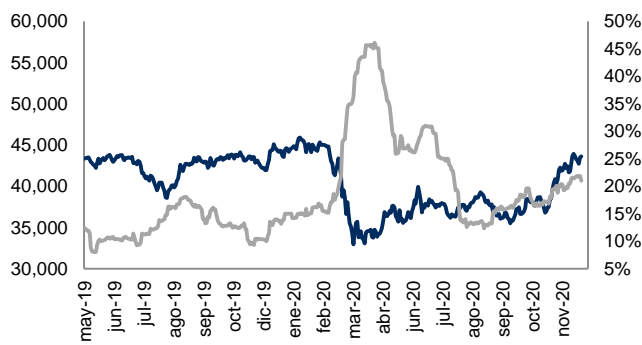
Volat: 9.5%



IPC y Volatilidad

Cierre: 43,612.31

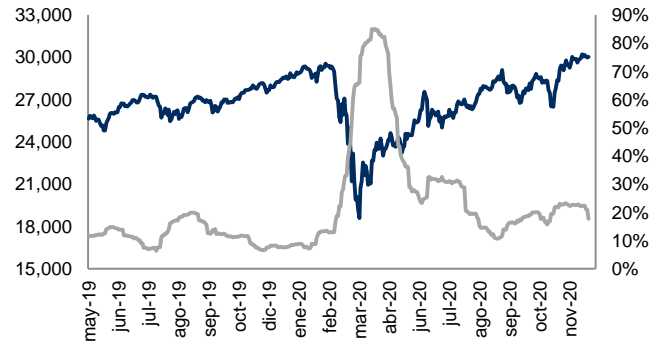
Volat: 21.0%



DJI y Volatilidad

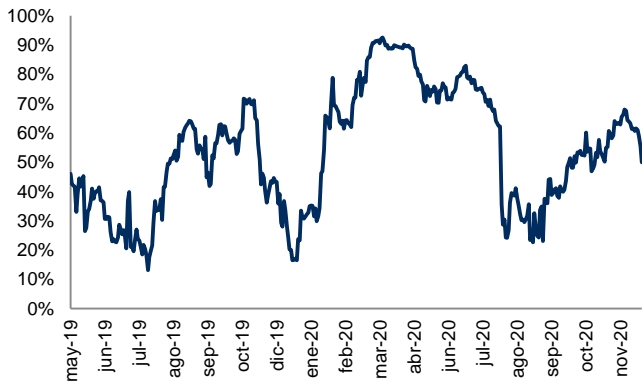
Cierre: 30,046.37

Volat: 17.8%



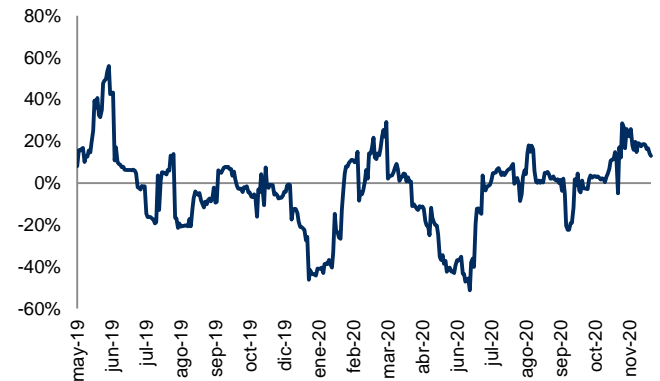
Correlación entre IPC y DJI

Correl: 49.9%



Correlación entre Tipo Cambio y ABs

Correl: 12.9%



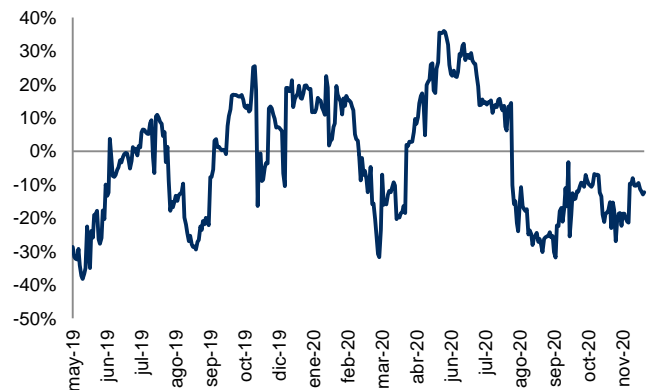
Correlación entre IPC y Tipo Cambio

Correl: -34.7%



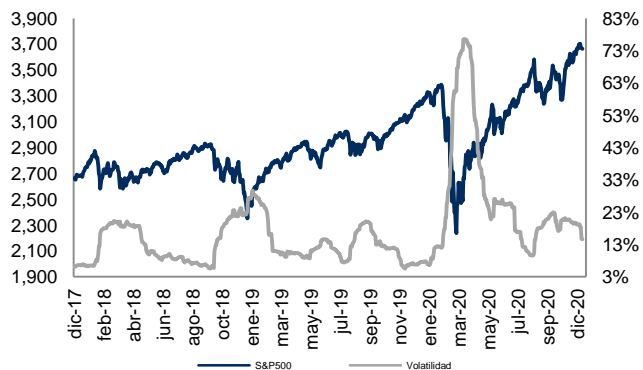
Correlación entre IPC y Abs

Correl: -12.3%

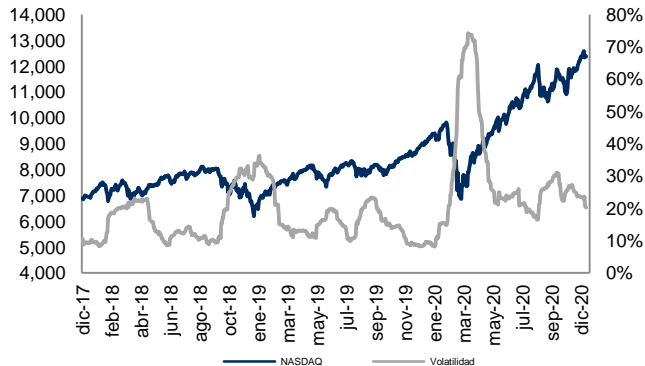


Monitor de Mercados

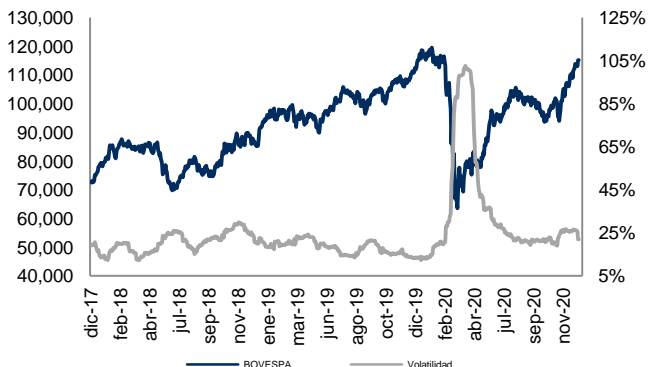
S&P-500 (EE.UU.) Cierre: 3,663.46 Volat: 14.6%



NASDAQ (EE.UU.) Cierre: 12,377.87 Volat: 20.2%



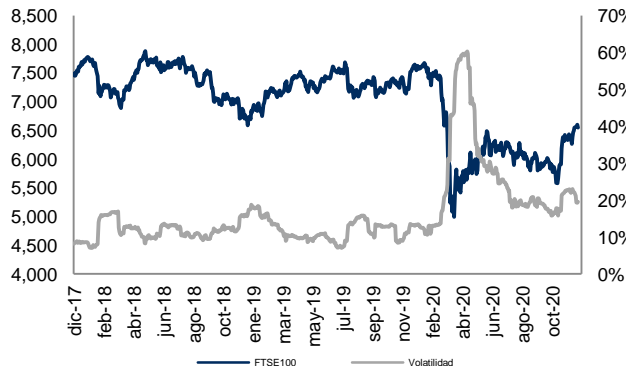
BOVESPA (Sao Paulo) Cierre: 115,135.49 Volat: 22.0%



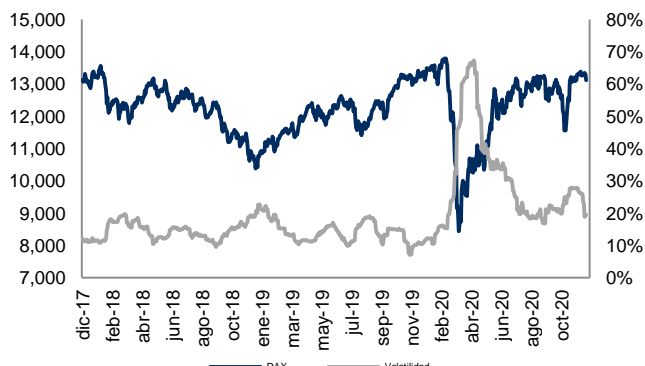
MERVAL (Buenos Aires) Cierre: 53,822.44 Volat: 41.6%



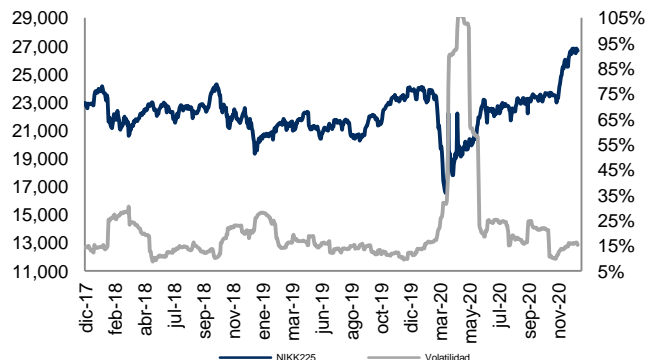
FTSE-100 (Londres) Cierre: 6,546.75 Volat: 19.6%



DAX (Frankfurt) Cierre: 13,114.30 Volat: 19.6%



NIKKEI-225 (Tokio) Cierre: 26,652.52 Volat: 15.3%



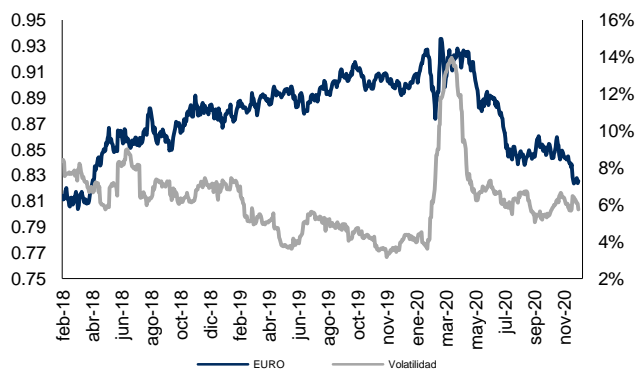
Índice	Rend. 7d	Rend. 30d	Rend. Año
S&P-500	-0.96%	2.54%	13.39%
NASDAQ	-0.69%	5.02%	37.95%
BOVESPA	2.97%	16.82%	0.04%
MERVAL	-2.23%	1.05%	1.23%
FTSE100	-1.59%	2.61%	-7.85%
DAX	-1.43%	2.07%	7.68%
NIKK225	-0.22%	6.57%	16.91%
IPC	-1.93%	8.40%	16.64%
DJI	-0.57%	2.21%	5.28%
CAC40	-1.85%	4.04%	0.22%
HANGSENG	-1.24%	1.11%	-5.96%
TSE300	0.29%	7.05%	12.66%
IBEX	-3.16%	6.42%	-8.15%

Cifras al 11 de diciembre de 2020. Índices en USD.

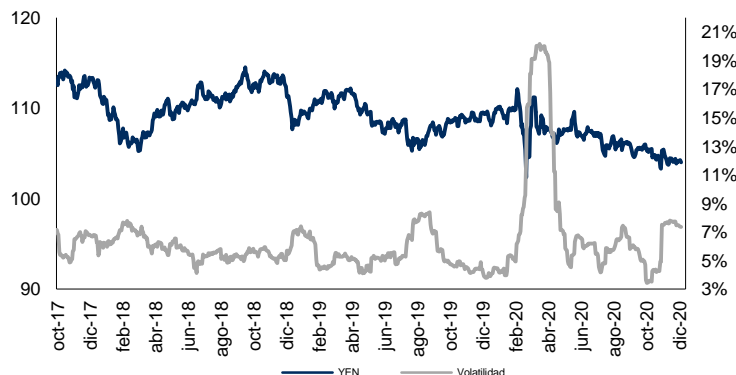


Monitor de Divisas

Euro (€) Cierre: 0.83 Volat: 5.7%



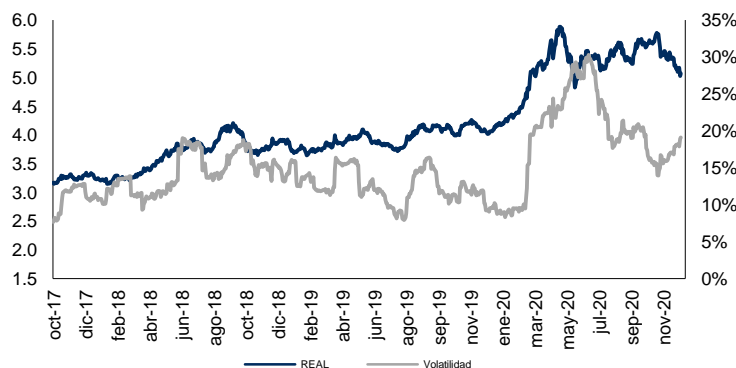
Yen Japonés (¥) Cierre: 104.01 Volat: 7.4%



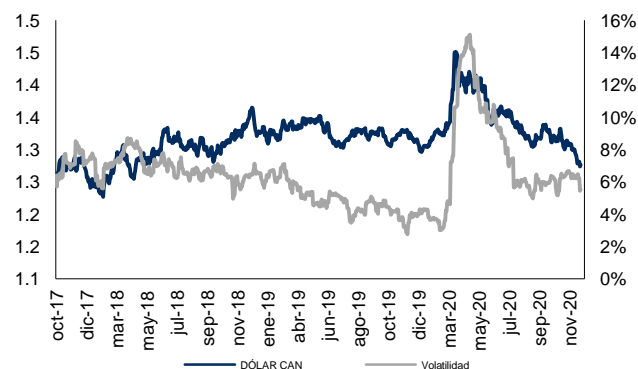
Libra Esterlina (£) Cierre: 0.76 Volat: 8.0%



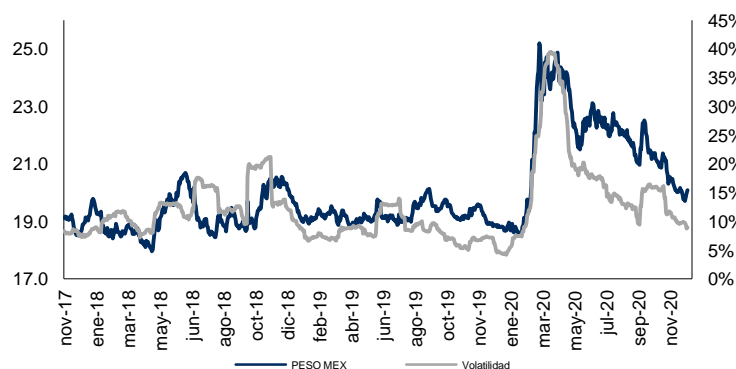
Real Brasileño Cierre: 5.07 Volat: 19.1%



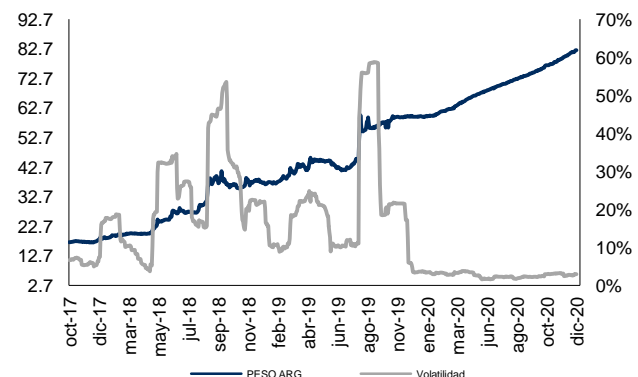
Dólar Canadiense Cierre: 1.28 Volat: 5.5%



Peso Mexicano Cierre: 20.09 Volat: 8.9%



Peso Argentino Cierre: 82.14 Volat: 3.0%



Moneda	Ultimo	7d	30d	Acumulado
Euro	0.83	-0.04%	2.86%	8.03%
Yen	104.01	0.15%	1.36%	4.45%
Libra	0.76	-1.53%	0.03%	-0.17%
Real	5.07	1.73%	6.34%	-20.72%
Dólar Can	1.28	0.13%	2.33%	1.72%
Peso Mex	20.09	-1.62%	2.31%	-6.11%
Peso Arg	82.14	-0.58%	-3.43%	-27.12%

Cifras al 11 de diciembre de 2020. Cotizaciones con respecto al USD.

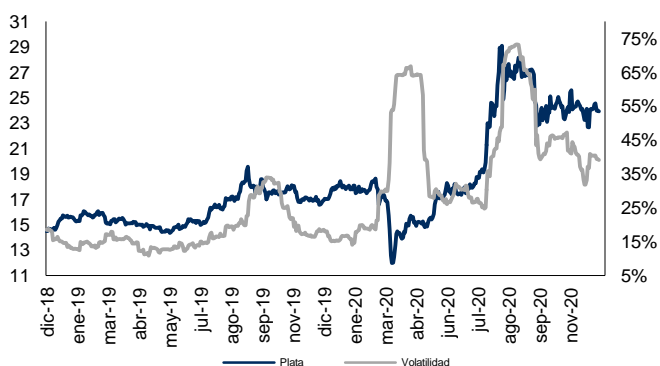


Monitor de Metales y Otros Commodities

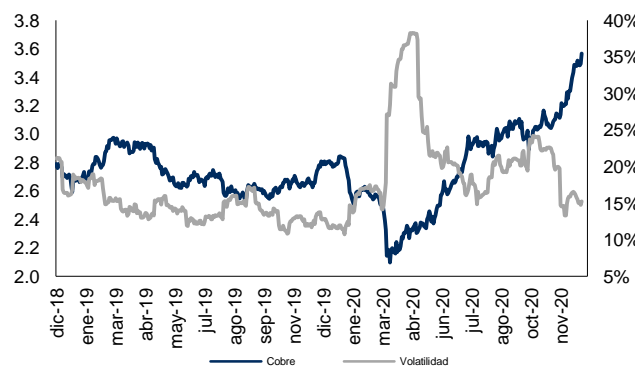
Oro (USD / T. Oz.) Cierre: 1,838.880 Volat: 20.2%



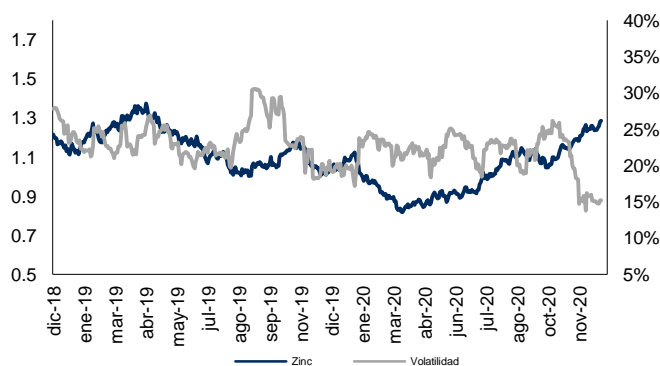
Plata (USD / T. Oz.) Cierre: 23.930 Volat: 39.1%



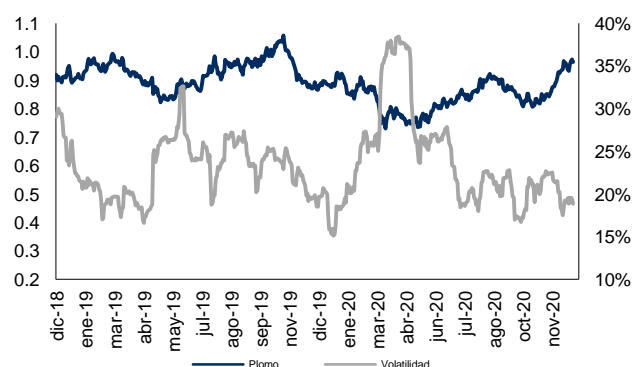
Cobre (USD / libra) Cierre: 3.566 Volat: 15.3%



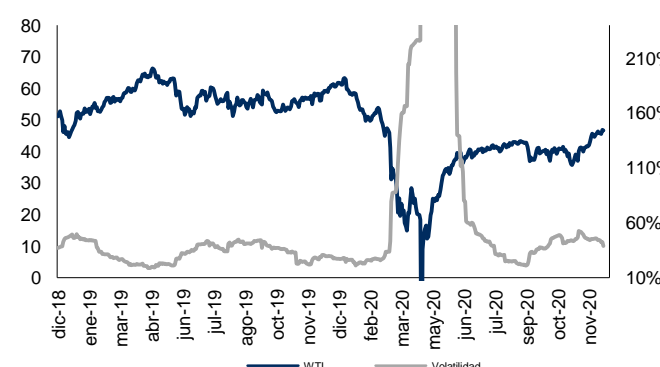
Zinc (USD / libra) Cierre: 1.287 Volat: 15.2%



Plomo (USD / libra) Cierre: 0.944 Volat: 18.9%



WTI (USD / barril) Cierre: 46.64 Volat: 38.8%



Acero (Indice) Cierre: 387.420 Volat: 13.4%



Metal	Ultimo	7d	30d	Acumulado
Oro	1838.88	0.04%	-1.41%	21.19%
Plata	23.93	-0.86%	-1.40%	34.14%
Cobre	3.57	2.51%	13.71%	26.87%
Plomo	0.94	3.08%	13.60%	7.77%
Zinc	1.29	3.76%	7.89%	22.68%
WTI	46.64	0.78%	13.07%	-23.74%
Acero	387.42	0.44%	9.25%	19.50%

