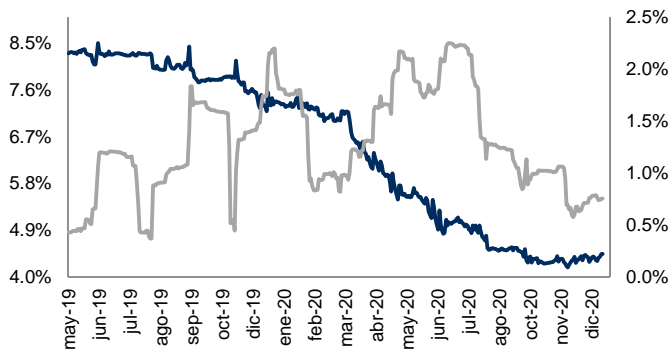


Monitor de Mercados Financieros

ABs y Volatilidad

Cierre: 4.4%

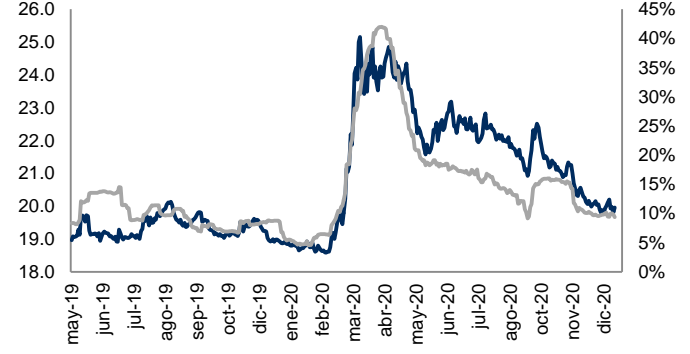
Volat: 0.8%



Tipo Cambio y Volatilidad

Cierre: 19.9520

Volat: 9.3%



IPC y Volatilidad

Cierre: 43,873.81

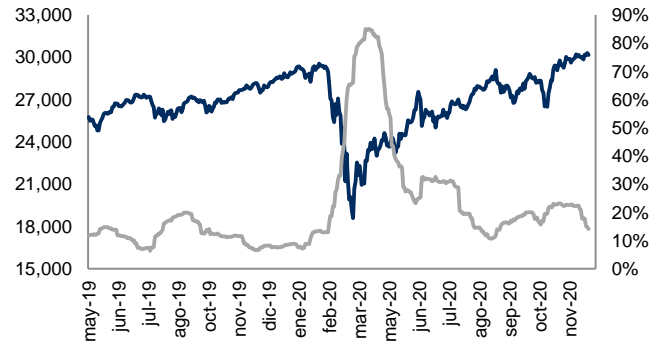
Volat: 19.8%



DJI y Volatilidad

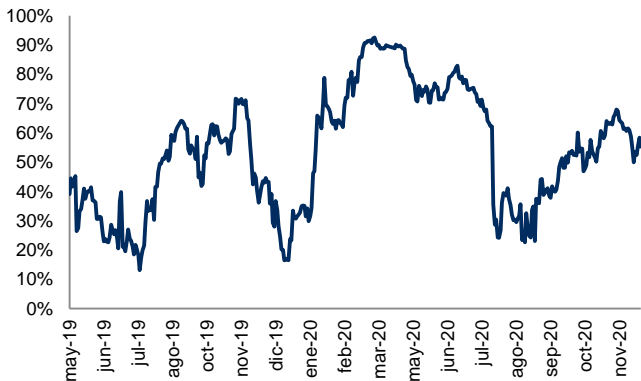
Cierre: 30,179.05

Volat: 14.1%



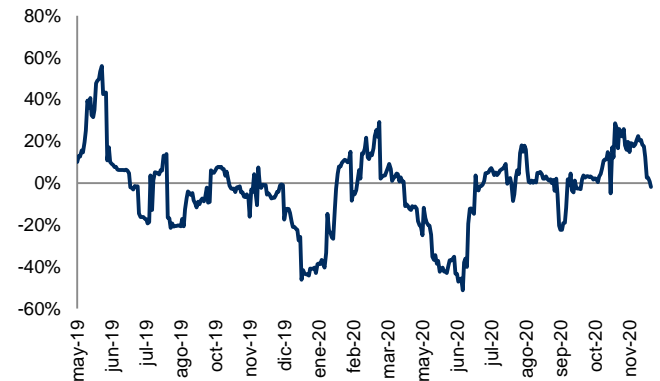
Correlación entre IPC y DJI

Correl: 55.2%



Correlación entre Tipo Cambio y ABs

Correl: -2.0%



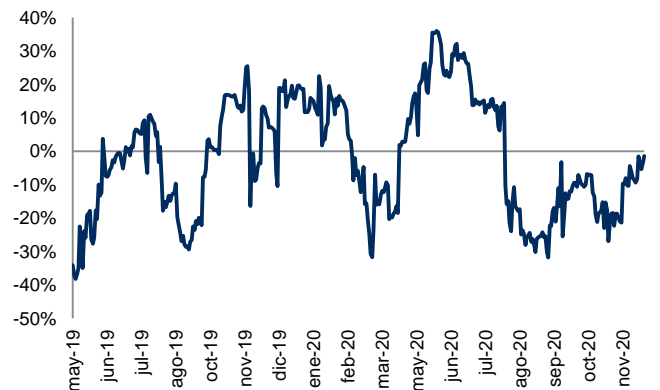
Correlación entre IPC y Tipo Cambio

Correl: -27.7%



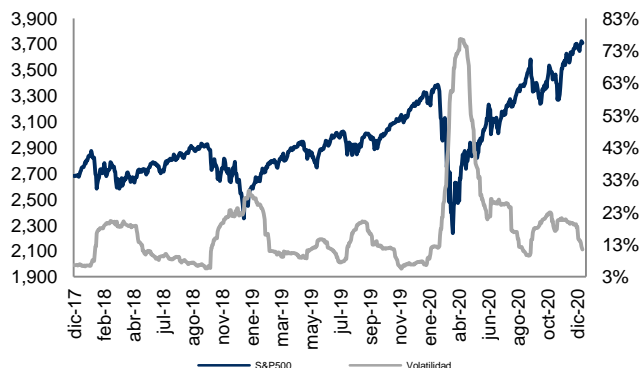
Correlación entre IPC y Abs

Correl: -1.5%

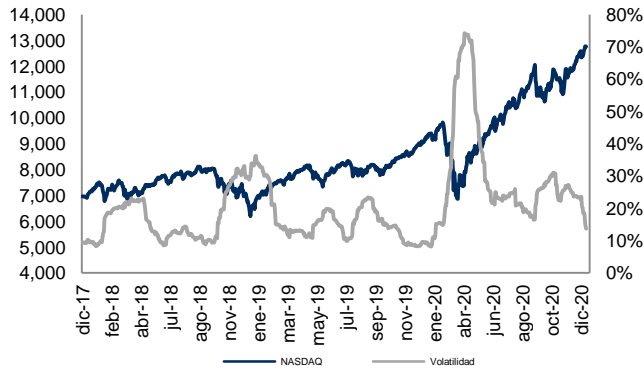


Monitor de Mercados

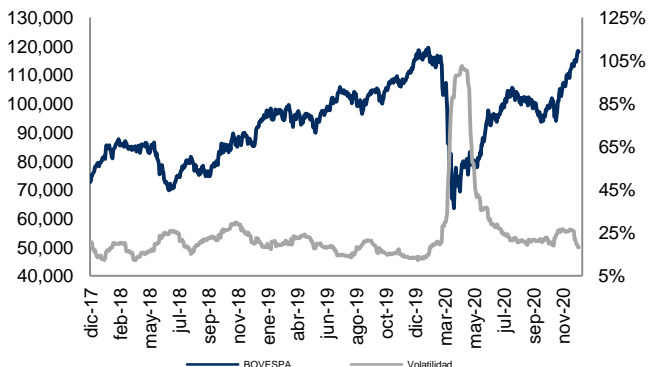
S&P-500 (EE.UU.) Cierre: 3,709.41 Volat: 11.5%



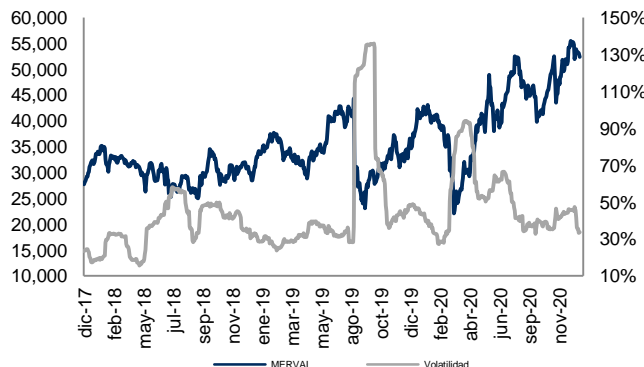
NASDAQ (EE.UU.) Cierre: 12,755.64 Volat: 13.7%



BOVESPA (Sao Paulo) Cierre: 118,023.67 Volat: 18.3%



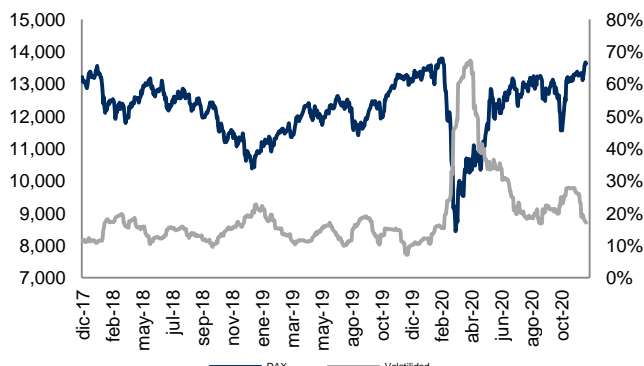
MERVAL (Buenos Aires) Cierre: 52,346.77 Volat: 33.7%



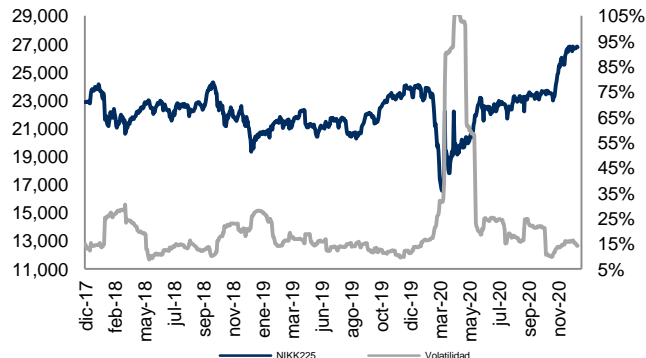
FTSE-100 (Londres) Cierre: 6,529.18 Volat: 18.7%



DAX (Frankfurt) Cierre: 13,630.51 Volat: 17.1%



NIKKEI-225 (Tokio) Cierre: 26,763.39 Volat: 14.2%



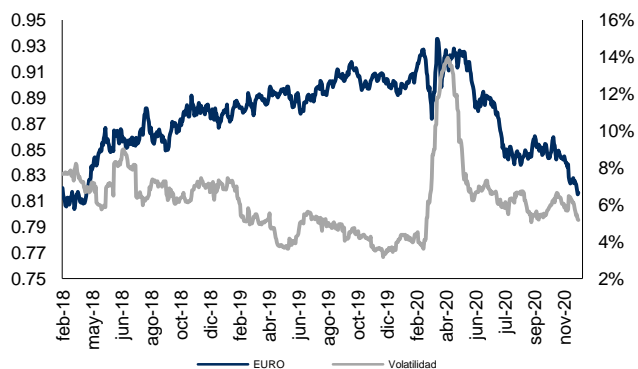
Índice	Rend. 7d	Rend. 30d	Rend. Año
S&P-500	1.25%	3.97%	14.81%
NASDAQ	3.05%	8.08%	42.16%
BOVESPA	1.85%	16.90%	1.90%
MERVAL	-3.36%	-1.25%	-2.17%
FTSE100	1.75%	3.93%	-6.24%
DAX	5.12%	6.70%	13.19%
NIKK225	1.11%	4.55%	18.20%
IPC	1.72%	6.09%	18.64%
DJI	0.44%	2.52%	5.75%
CAC40	1.51%	3.66%	1.74%
HANGSENG	-0.04%	-0.16%	-6.00%
TSE300	-0.19%	6.25%	12.44%
IBEX	0.82%	4.07%	-7.40%

Cifras al 18 de diciembre de 2020. Índices en USD.

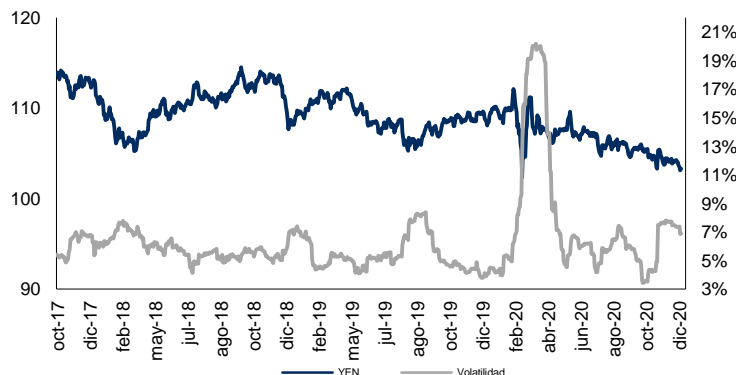


Monitor de Divisas

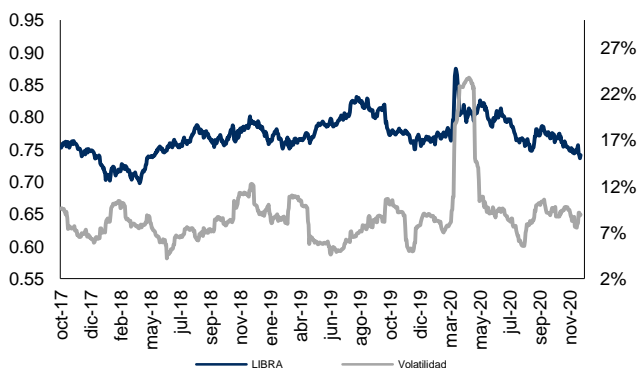
Euro (€) Cierre: 0.82 Volat: 5.2%



Yen Japonés (¥) Cierre: 103.30 Volat: 6.9%



Libra Esterlina (£) Cierre: 0.74 Volat: 8.9%



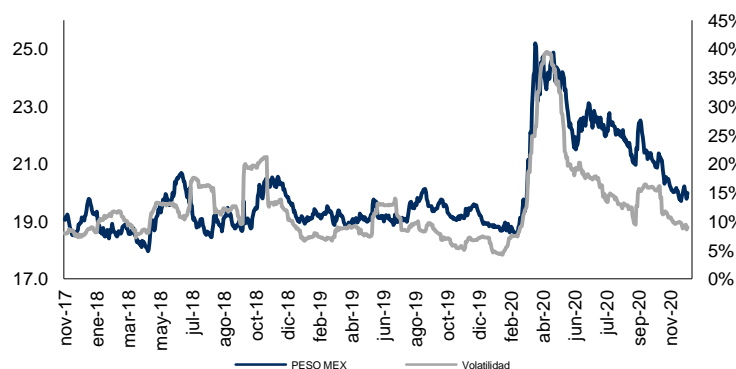
Real Brasileño Cierre: 5.10 Volat: 16.6%



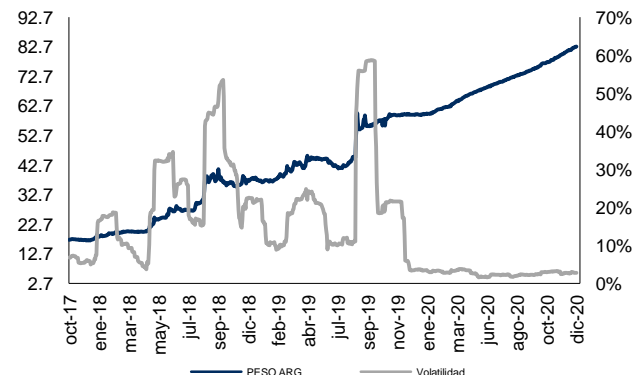
Dólar Canadiense Cierre: 1.28 Volat: 5.2%



Peso Mexicano Cierre: 19.98 Volat: 9.0%



Peso Argentino Cierre: 82.66 Volat: 2.8%



Moneda	Ultimo	7d	30d	Acumulado
Euro	0.82	1.14%	3.35%	9.26%
Yen	103.30	0.69%	0.50%	5.17%
Libra	0.74	2.02%	1.64%	1.84%
Real	5.10	-0.64%	5.11%	-21.23%
Dólar Can	1.28	-0.11%	2.35%	1.61%
Peso Mex	19.98	0.51%	1.27%	-5.64%
Peso Arg	82.66	-0.63%	-3.23%	-27.59%

Cifras al 18 de diciembre de 2020. Cotizaciones con respecto al USD.



Monitor de Metales y Otros Commodities

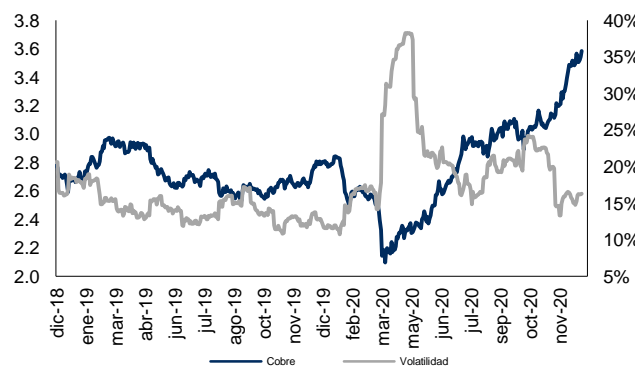
Oro (USD / T. Oz.) Cierre: 1,880.310 Volat: 19.4%



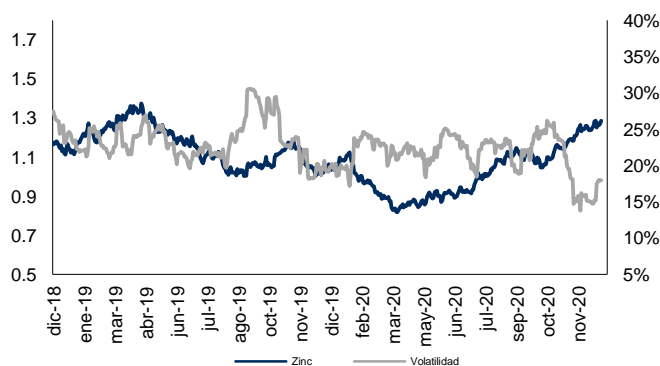
Plata (USD / T. Oz.) Cierre: 25.762 Volat: 37.2%



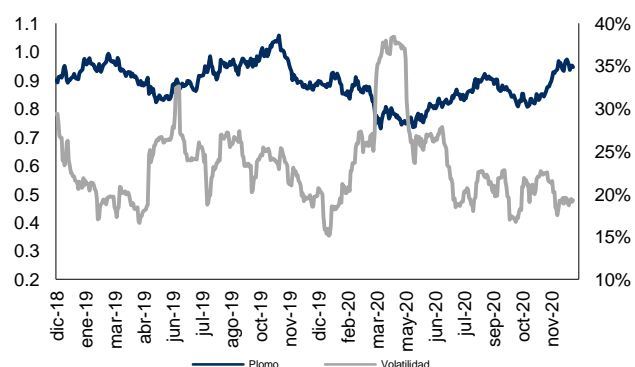
Cobre (USD / libra) Cierre: 3.583 Volat: 16.3%



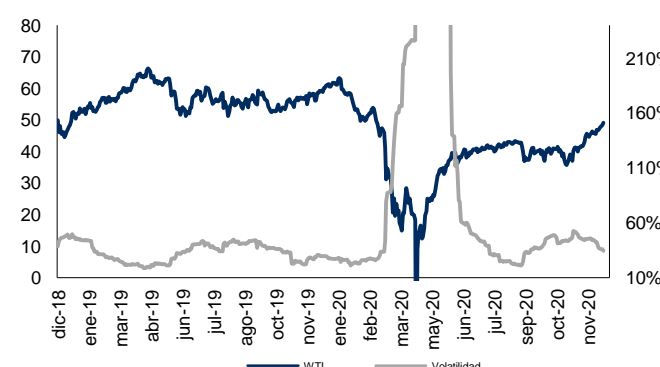
Zinc (USD / libra) Cierre: 1.286 Volat: 18.0%



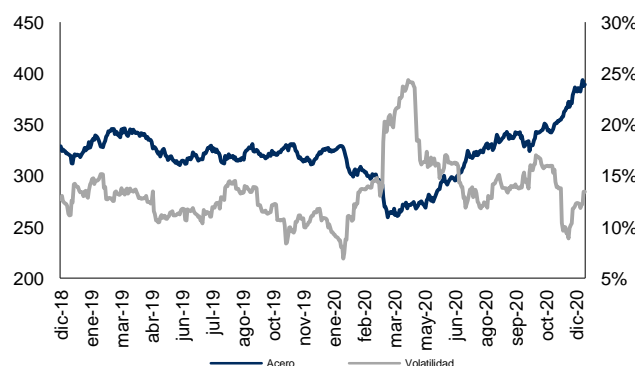
Plomo (USD / libra) Cierre: 0.926 Volat: 19.3%



WTI (USD / barril) Cierre: 49.09 Volat: 34.5%



Acero (Indice) Cierre: 395.339 Volat: 13.3%



Metal	Ultimo	7d	30d	Acumulado
Oro	1880.31	2.25%	0.43%	23.92%
Plata	25.76	7.66%	5.78%	44.41%
Cobre	3.58	0.50%	12.11%	27.51%
Plomo	0.93	-1.84%	6.44%	5.79%
Zinc	1.29	-0.07%	5.81%	22.60%
WTI	49.09	5.25%	17.83%	-19.74%
Acero	395.34	2.04%	7.89%	21.94%

