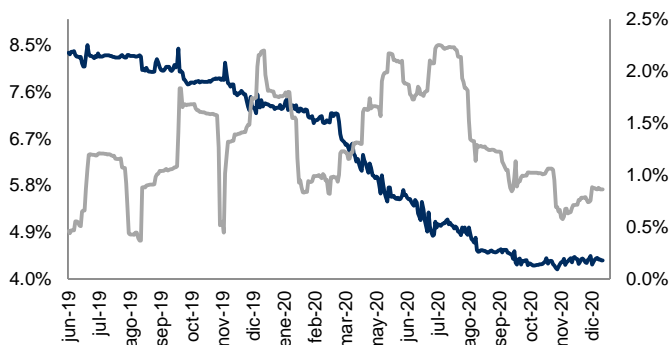
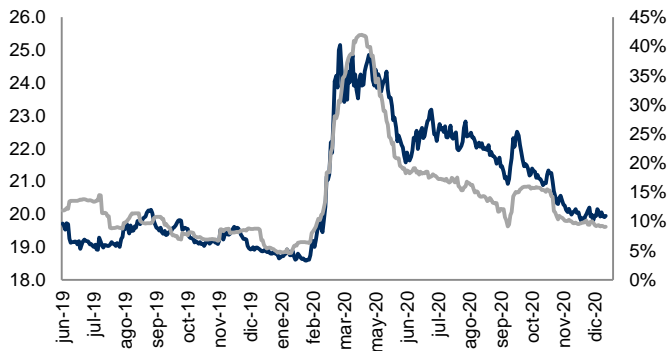


Monitor de Mercados Financieros

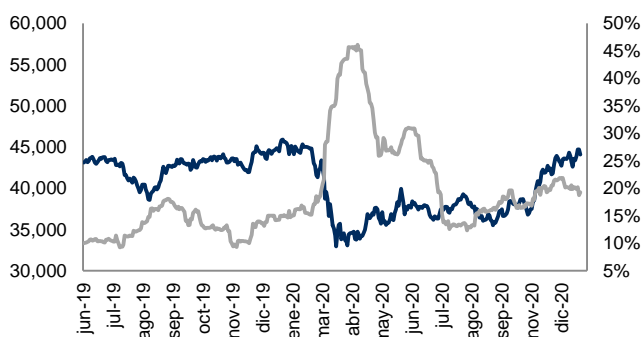
ABs y Volatilidad Cierre: 4.4% Volat: 0.9%



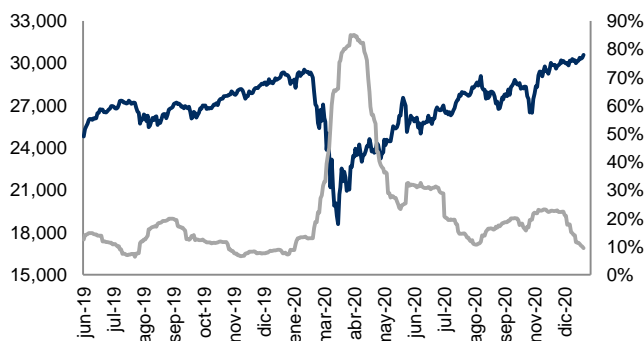
Tipo Cambio y Volatilidad Cierre: 19.9500 Volat: 9.1%



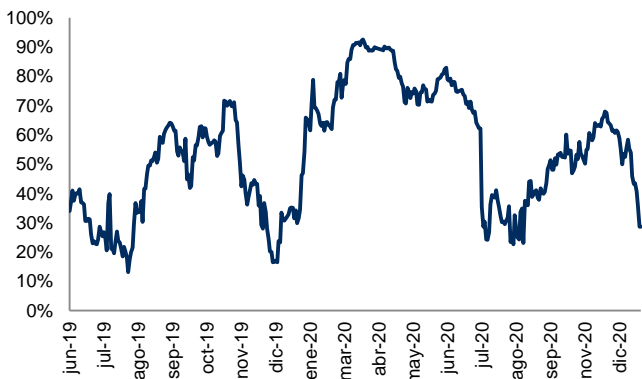
IPC y Volatilidad Cierre: 44,066.88 Volat: 19.2%



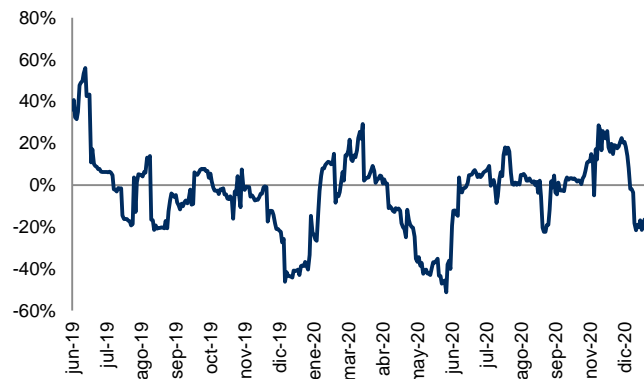
DJI y Volatilidad Cierre: 30,606.48 Volat: 9.4%



Correlación entre IPC y DJI Correl: 28.6%



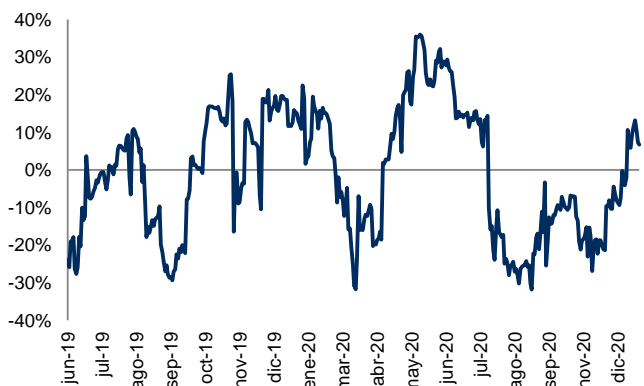
Correlación entre Tipo Cambio y ABs Correl: -16.4%



Correlación entre IPC y Tipo Cambio Correl: -21.8%

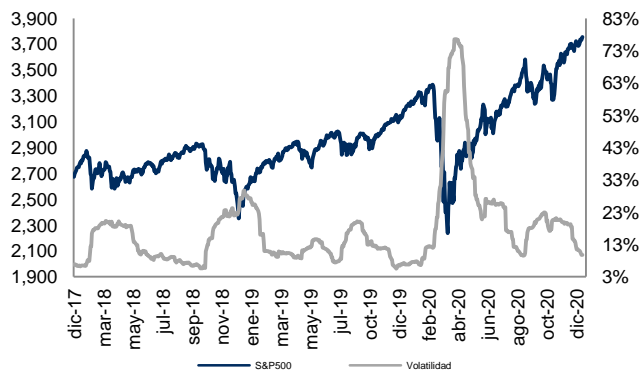


Correlación entre IPC y Abs Correl: 6.7%

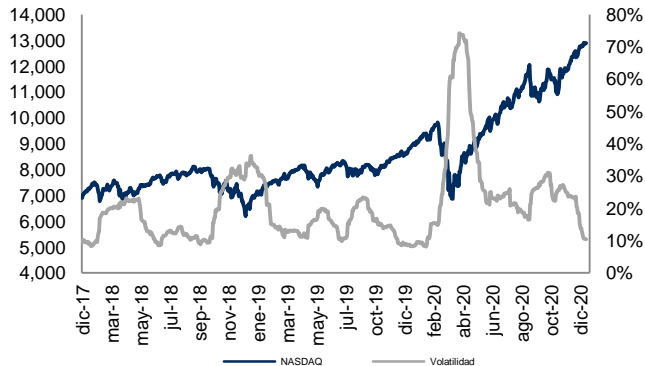


Monitor de Mercados

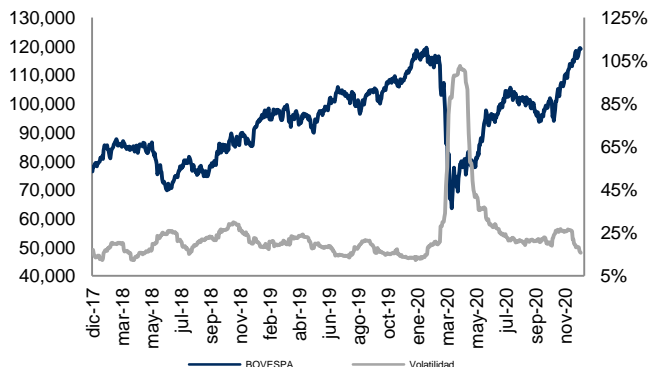
S&P-500 (EE.UU.) Cierre: 3,756.07 Volat: 9.8%



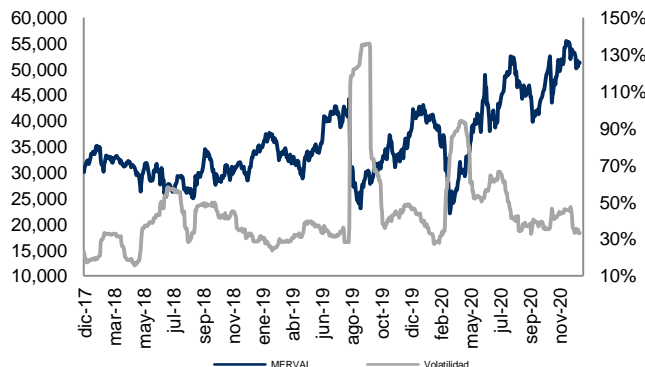
NASDAQ (EE.UU.) Cierre: 12,888.28 Volat: 10.4%



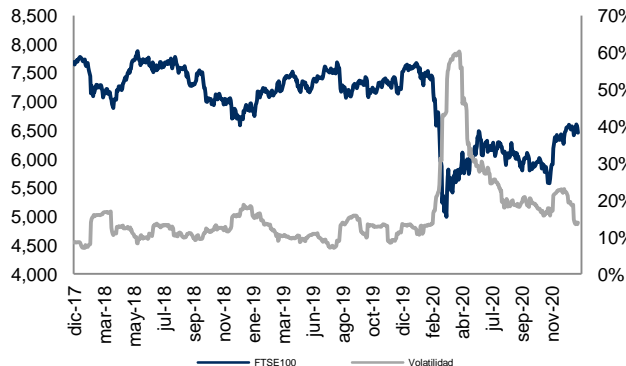
BOVESPA (Sao Paulo) Cierre: 119,017.24 Volat: 15.7%



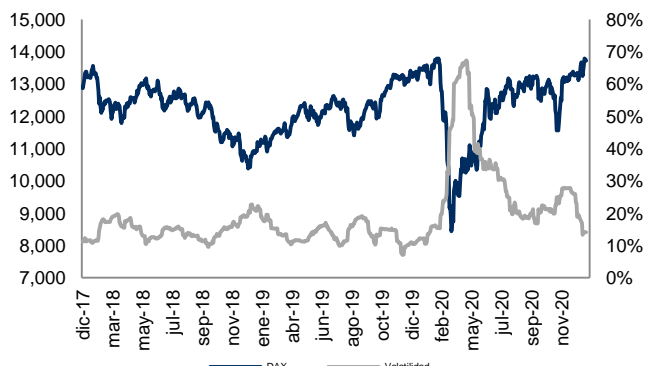
MERVAL (Buenos Aires) Cierre: 51,226.49 Volat: 33.1%



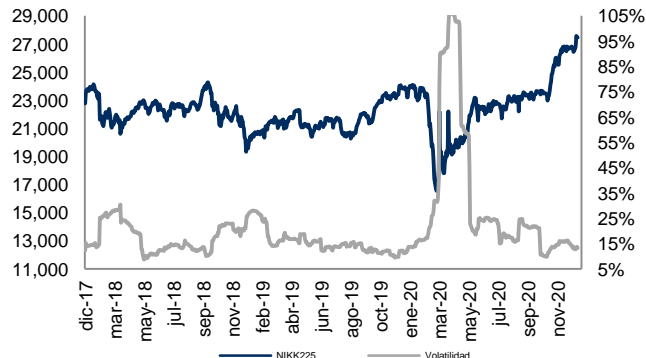
FTSE-100 (Londres) Cierre: 6,460.52 Volat: 13.9%



DAX (Frankfurt) Cierre: 13,718.78 Volat: 14.1%



NIKKEI-225 (Tokio) Cierre: 27,444.17 Volat: 13.2%



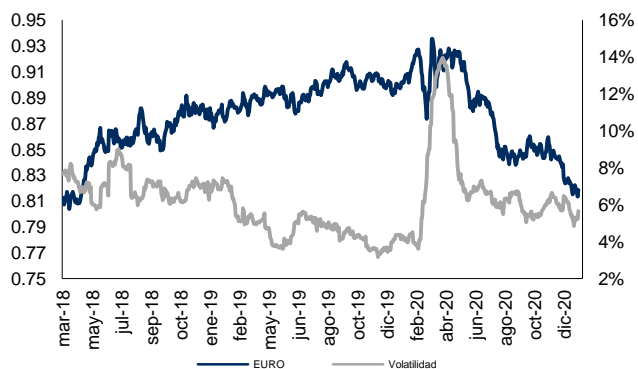
Índice	Rend. 7d	Rend. 30d	Rend. Año
S&P-500	1.43%	2.56%	16.26%
NASDAQ	0.65%	4.32%	43.64%
BOVESPA	1.47%	7.10%	0.95%
MERVAL	-1.62%	-9.65%	-5.87%
FTSE100	0.65%	3.02%	-6.02%
DAX	1.24%	3.78%	13.61%
NIKK225	3.18%	3.47%	21.23%
IPC	2.56%	3.55%	19.57%
DJI	1.35%	2.62%	7.25%
CAC40	0.80%	0.69%	1.89%
HANGSENG	3.06%	2.18%	-3.70%
TSE300	-0.18%	2.41%	12.23%
IBEX	-0.20%	0.40%	-7.24%

Cifras al 31 de diciembre de 2020. Índices en USD.

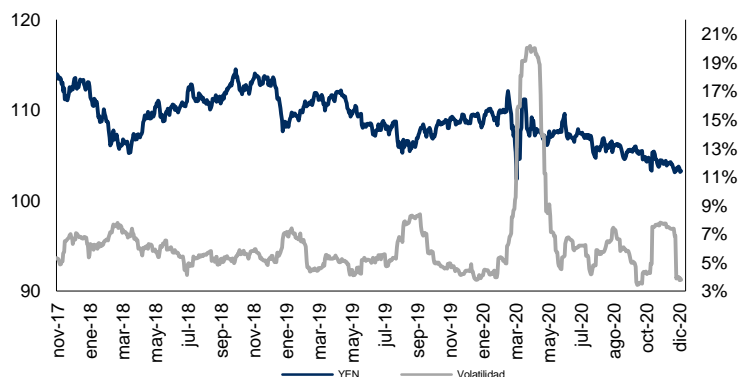


Monitor de Divisas

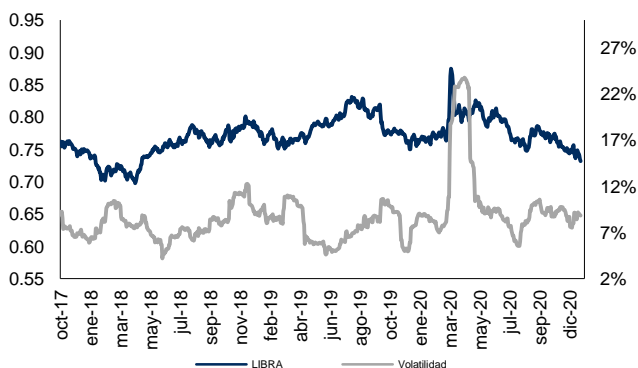
Euro (€) Cierre: 0.82 Volat: 5.7%



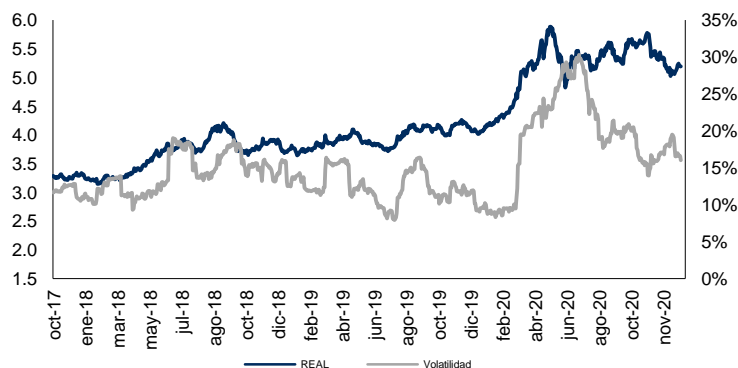
Yen Japonés (¥) Cierre: 103.28 Volat: 3.8%



Libra Esterlina (£) Cierre: 0.73 Volat: 8.8%



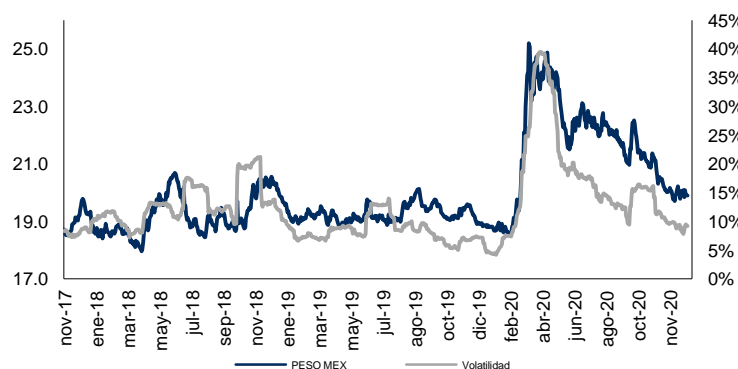
Real Brasileño Cierre: 5.19 Volat: 16.0%



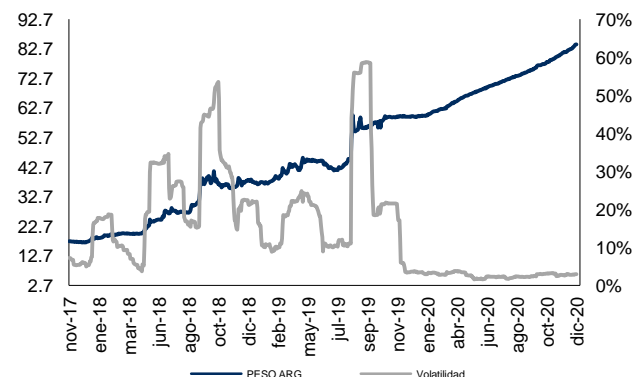
Dólar Canadiense Cierre: 1.27 Volat: 5.2%



Peso Mexicano Cierre: 19.89 Volat: 9.2%



Peso Argentino Cierre: 84.08 Volat: 3.0%



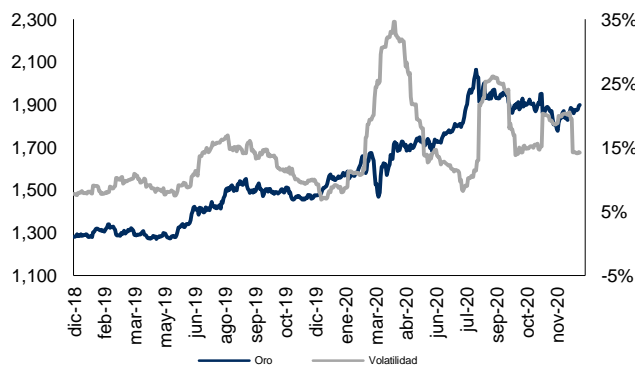
Moneda	Ultimo	7d	30d	Acumulado
Euro	0.82	0.27%	1.23%	8.95%
Yen	103.28	0.26%	1.00%	5.19%
Libra	0.73	1.30%	1.81%	3.17%
Real	5.19	0.44%	0.24%	-22.61%
Dólar Can	1.27	0.91%	1.61%	2.01%
Peso Mex	19.89	-0.23%	0.77%	-5.21%
Peso Arg	84.08	-0.87%	-3.15%	-28.81%

Cifras al 31 de diciembre de 2020. Cotizaciones con respecto al USD.

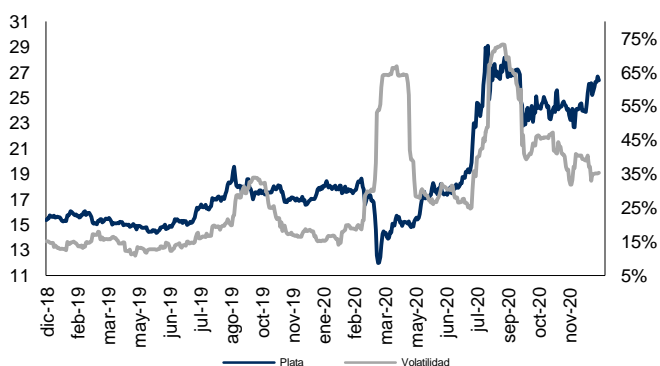


Monitor de Metales y Otros Commodities

Oro (USD / T. Oz.) Cierre: 1,898.110 Volat: 14.2%



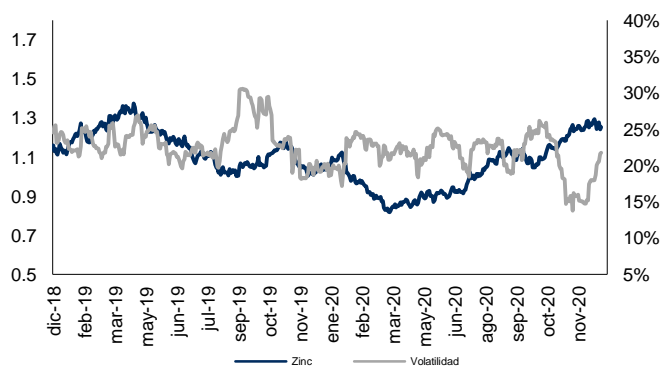
Plata (USD / T. Oz.) Cierre: 26.372 Volat: 35.3%



Cobre (USD / libra) Cierre: 3.553 Volat: 16.8%



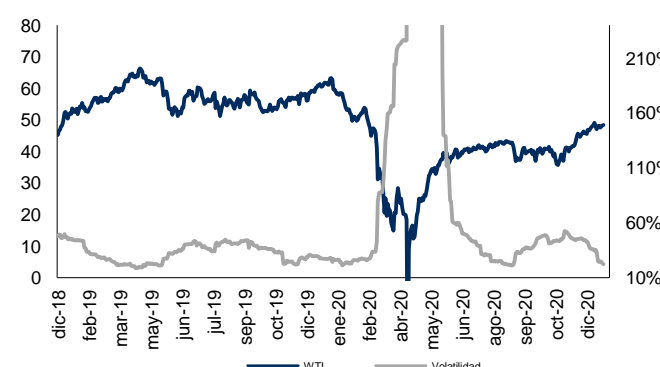
Zinc (USD / libra) Cierre: 1.254 Volat: 21.8%



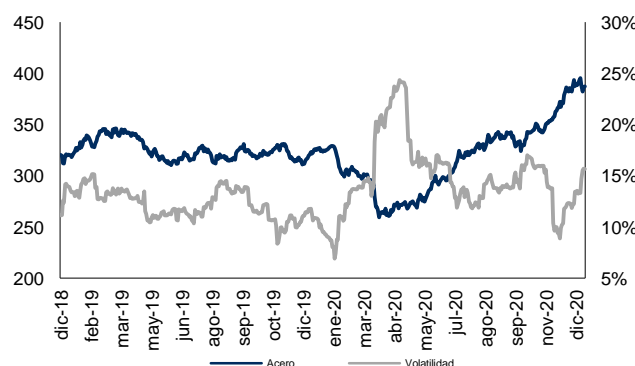
Plomo (USD / libra) Cierre: 0.898 Volat: 23.2%



WTI (USD / barril) Cierre: 48.37 Volat: 22.0%



Acero (Indice) Cierre: 381.916 Volat: 15.9%



Metal	Ultimo	7d	30d	Acumulado
Oro	1898.11	1.13%	4.60%	25.09%
Plata	26.37	2.06%	9.70%	47.83%
Cobre	3.55	0.09%	3.50%	26.44%
Plomo	0.90	1.58%	-3.94%	2.59%
Zinc	1.25	-1.03%	-0.41%	19.57%
WTI	48.37	0.35%	8.48%	-20.91%
Acero	381.92	-1.41%	-1.15%	17.80%

