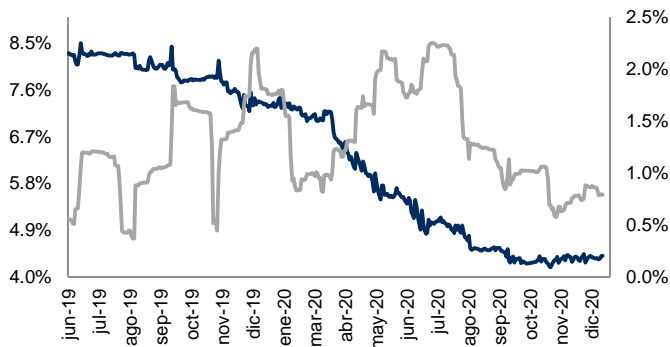


Monitor de Mercados Financieros

ABs y Volatilidad

Cierre: 4.4%

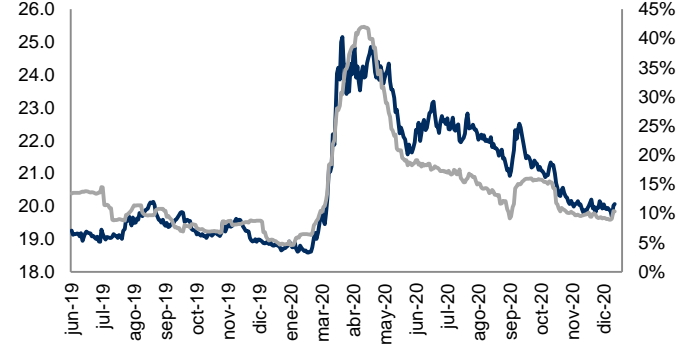
Volat: 0.8%



Tipo Cambio y Volatilidad

Cierre: 20.0620

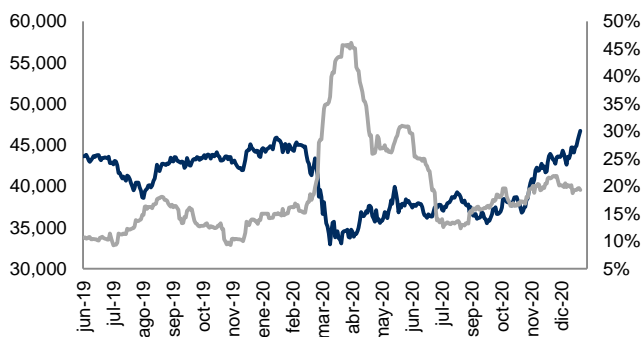
Volat: 10.4%



IPC y Volatilidad

Cierre: 46,729.30

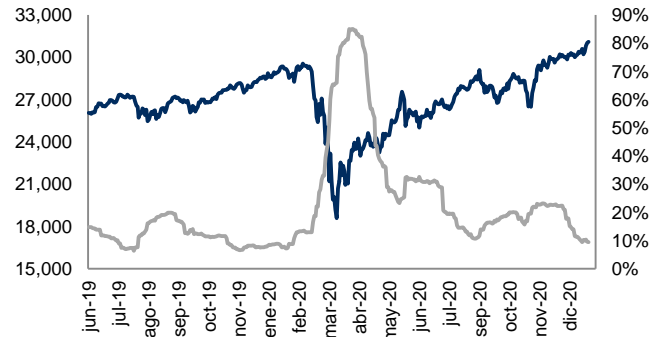
Volat: 19.3%



DJI y Volatilidad

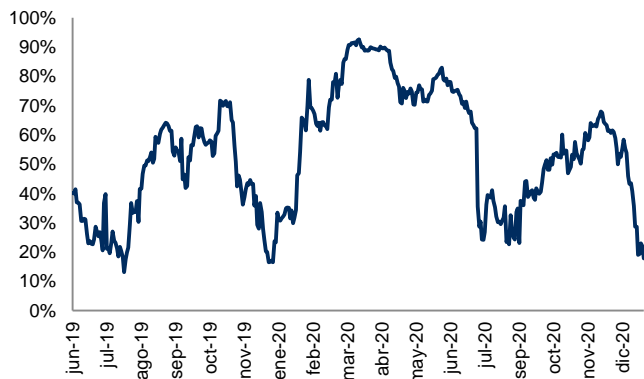
Cierre: 31,097.97

Volat: 9.4%



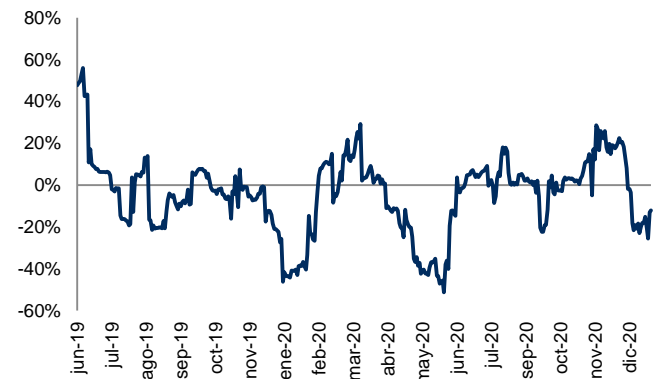
Correlación entre IPC y DJI

Correl: 17.8%



Correlación entre Tipo Cambio y ABs

Correl: -12.1%



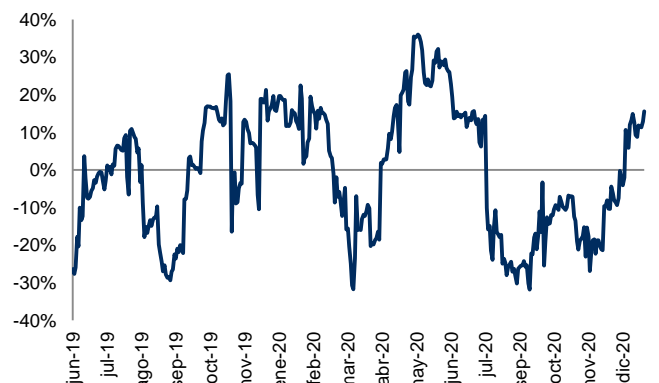
Correlación entre IPC y Tipo Cambio

Correl: -21.8%



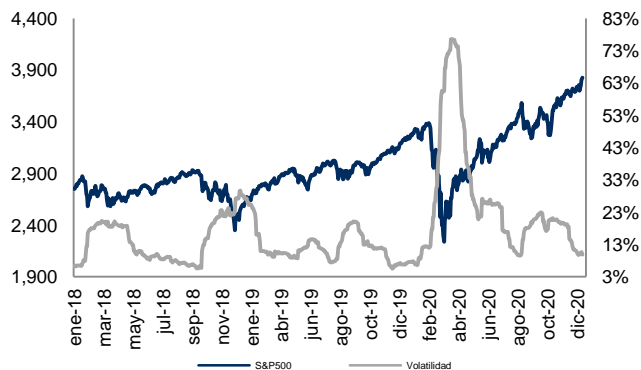
Correlación entre IPC y Abs

Correl: 15.6%

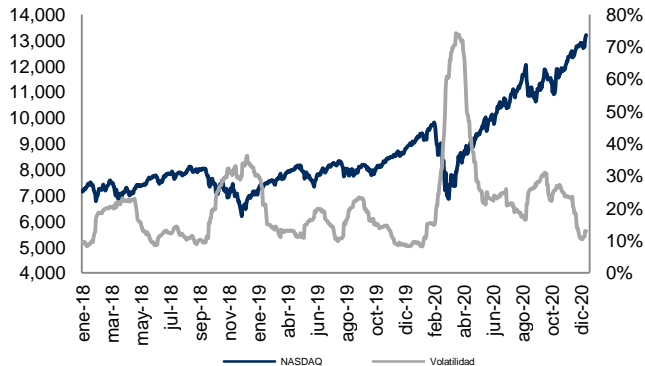


Monitor de Mercados

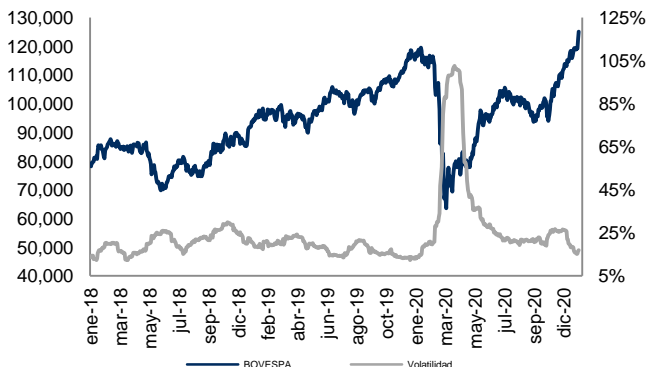
S&P-500 (EE.UU.) Cierre: 3,824.68 Volat: 9.9%



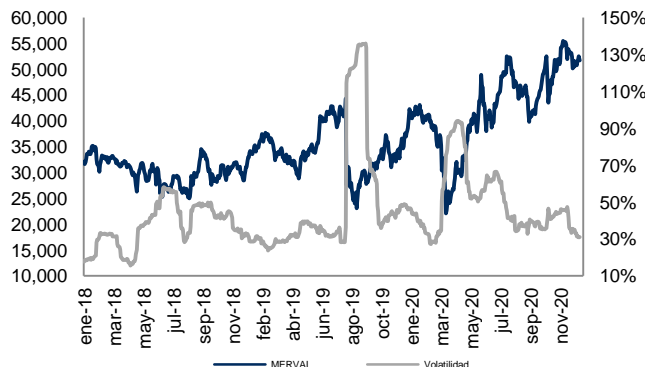
NASDAQ (EE.UU.) Cierre: 13,201.98 Volat: 12.9%



BOVESPA (Sao Paulo) Cierre: 125,076.63 Volat: 17.0%



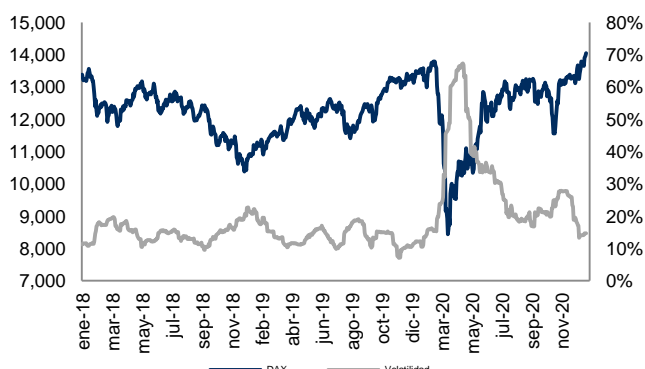
MERVAL (Buenos Aires) Cierre: 51,673.77 Volat: 31.0%



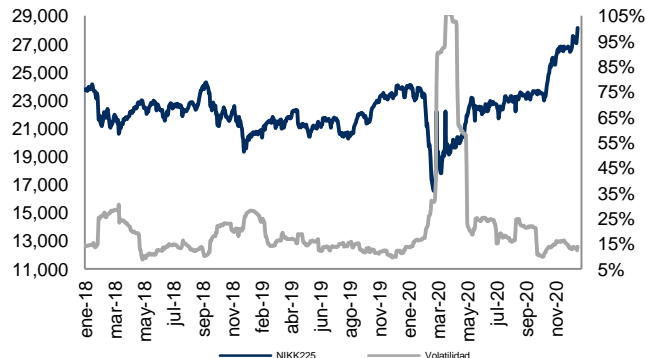
FTSE-100 (Londres) Cierre: 6,873.26 Volat: 16.9%



DAX (Frankfurt) Cierre: 14,049.53 Volat: 14.7%



NIKKEI-225 (Tokio) Cierre: 28,139.03 Volat: 13.8%



Índice	Rend. 7d	Rend. 30d	Rend. Año
S&P-500	1.83%	4.13%	1.83%
NASDAQ	2.43%	6.99%	2.43%
BOVESPA	0.74%	5.64%	0.74%
MERVAL	-0.36%	-4.14%	-0.36%
FTSE100	5.56%	5.97%	5.56%
DAX	2.45%	6.55%	2.45%
NIKK225	1.87%	5.19%	1.87%
IPC	5.46%	8.72%	5.46%
DJI	1.61%	3.42%	1.61%
CAC40	2.84%	4.09%	2.84%
HANGSENG	2.64%	5.13%	2.64%
TSE300	3.70%	3.64%	3.70%
IBEX	4.18%	3.29%	4.18%

Cifras al 08 de enero de 2021. Índices en USD.

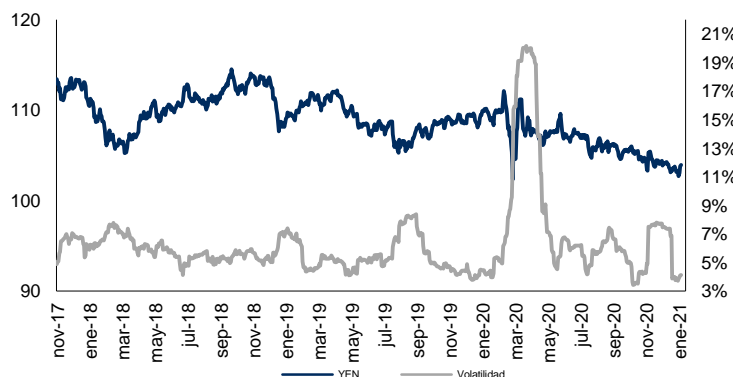


Monitor de Divisas

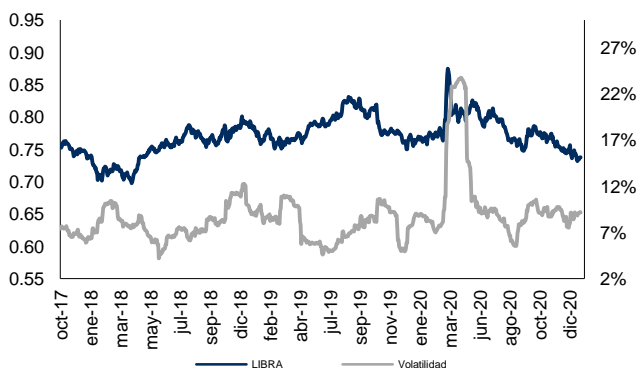
Euro (€) Cierre: 0.82 Volat: 6.0%



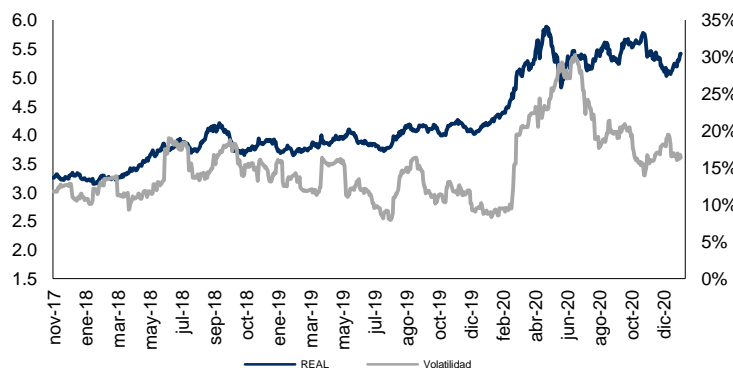
Yen Japonés (¥) Cierre: 103.95 Volat: 4.1%



Libra Esterlina (£) Cierre: 0.74 Volat: 9.2%



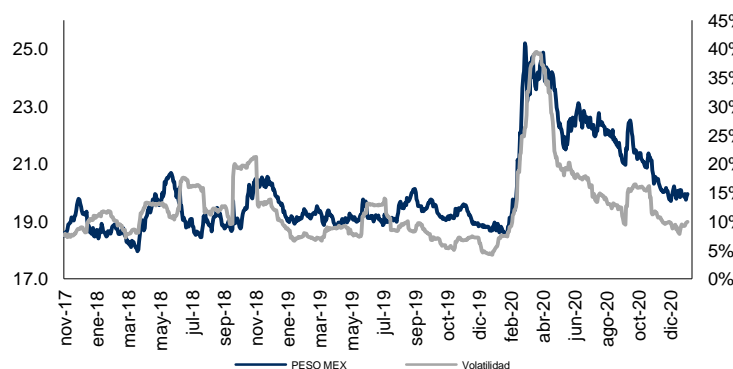
Real Brasileño Cierre: 5.42 Volat: 16.4%



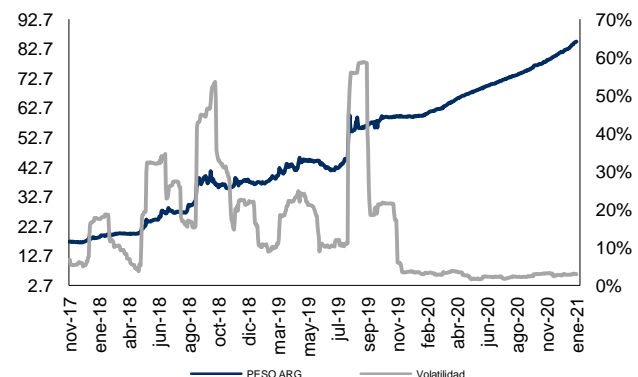
Dólar Canadiense Cierre: 1.27 Volat: 5.6%



Peso Mexicano Cierre: 19.95 Volat: 9.9%



Peso Argentino Cierre: 85.12 Volat: 3.0%



Moneda	Ultimo	7d	30d	Acumulado
Euro	0.82	0.04%	1.18%	0.04%
Yen	103.95	-0.64%	0.25%	-0.64%
Libra	0.74	-0.78%	1.21%	-0.78%
Real	5.42	-4.14%	-4.56%	-4.14%
Dólar Can	1.27	0.20%	0.87%	0.20%
Peso Mex	19.95	-0.30%	-0.47%	-0.30%
Peso Arg	85.12	-1.22%	-3.62%	-1.22%

Cifras al 08 de enero de 2021. Cotizaciones con respecto al USD.

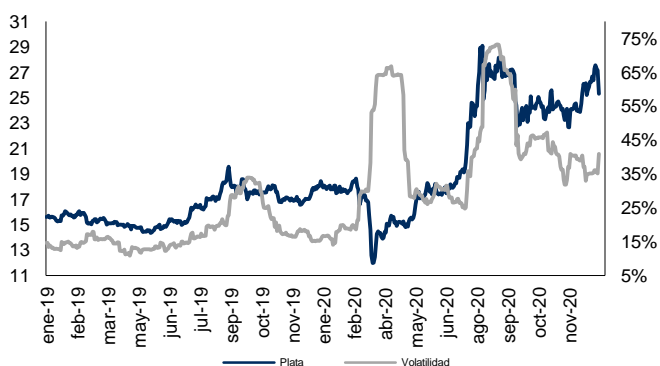


Monitor de Metales y Otros Commodities

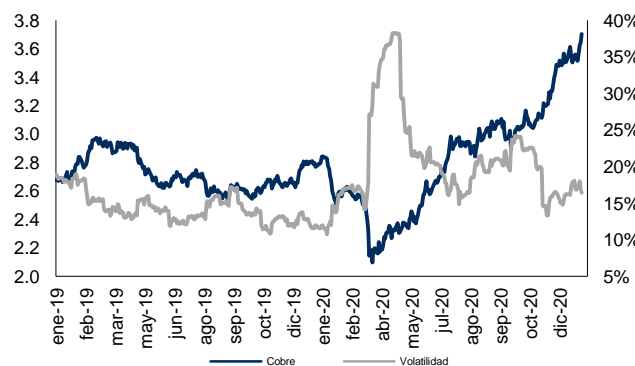
Oro (USD / T. Oz.) Cierre: 1,846.310 Volat: 17.9%



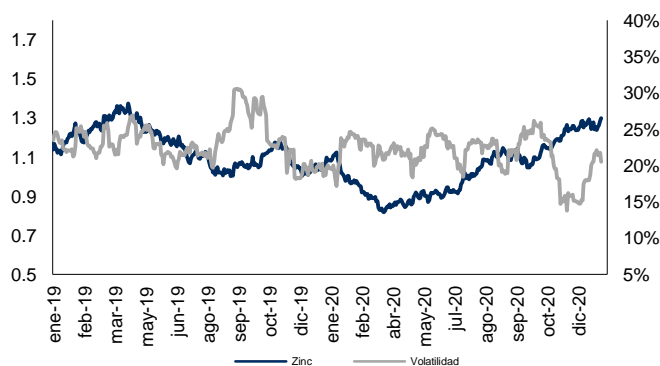
Plata (USD / T. Oz.) Cierre: 25.311 Volat: 40.9%



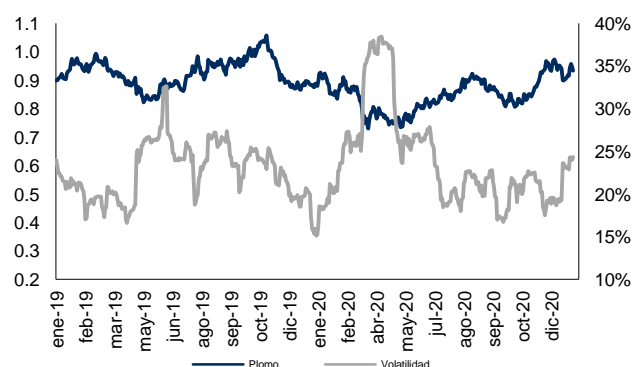
Cobre (USD / libra) Cierre: 3.704 Volat: 16.4%



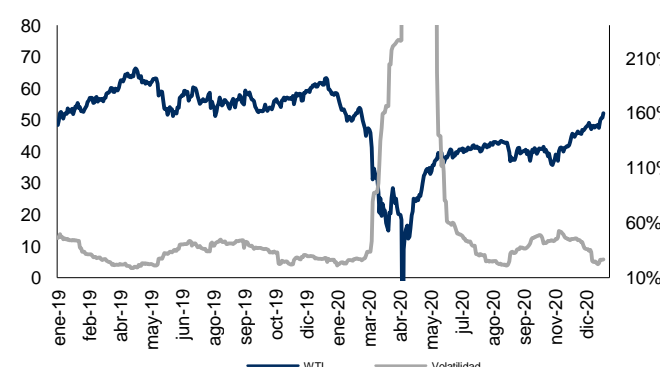
Zinc (USD / libra) Cierre: 1.299 Volat: 20.5%



Plomo (USD / libra) Cierre: 0.914 Volat: 24.3%



WTI (USD / barril) Cierre: 52.16 Volat: 26.6%



Acero (Indice) Cierre: 395.201 Volat: 16.3%



Metal	Ultimo	7d	30d	Acumulado
Oro	1846.31	-2.73%	0.34%	-2.73%
Plata	25.31	-4.02%	5.55%	-4.02%
Cobre	3.70	4.25%	6.35%	4.25%
Plomo	0.91	1.73%	-3.62%	1.73%
Zinc	1.30	3.58%	3.24%	3.58%
WTI	52.16	7.84%	14.56%	7.84%
Acero	395.20	3.48%	2.07%	3.48%

