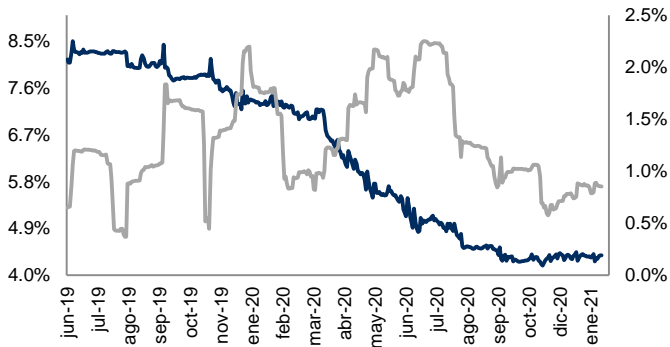


# Monitor de Mercados Financieros

## ABs y Volatilidad

Cierre: 4.4%

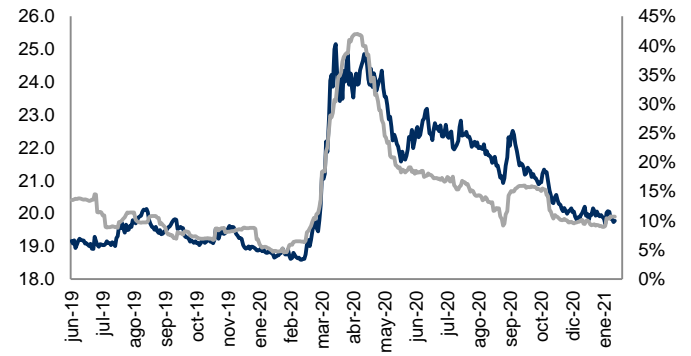
Volat: 0.9%



## Tipo Cambio y Volatilidad

Cierre: 19.7740

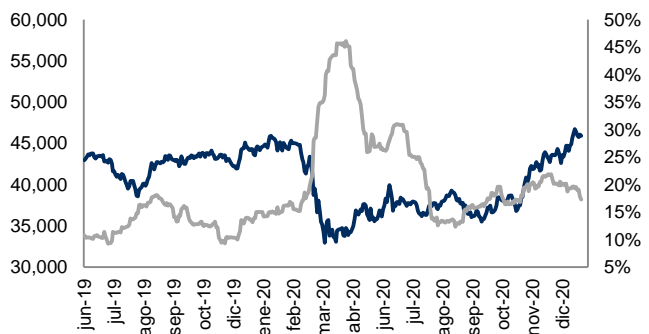
Volat: 10.7%



## IPC y Volatilidad

Cierre: 45,892.28

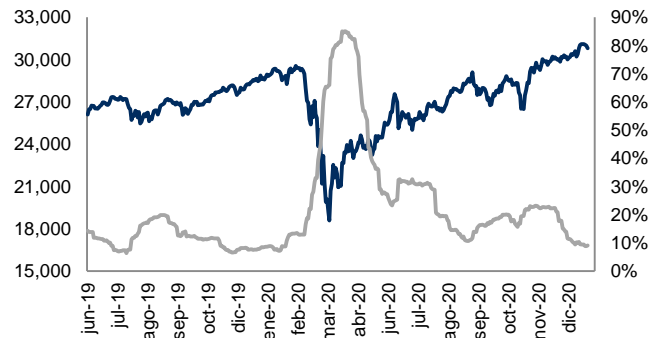
Volat: 17.3%



## DJI y Volatilidad

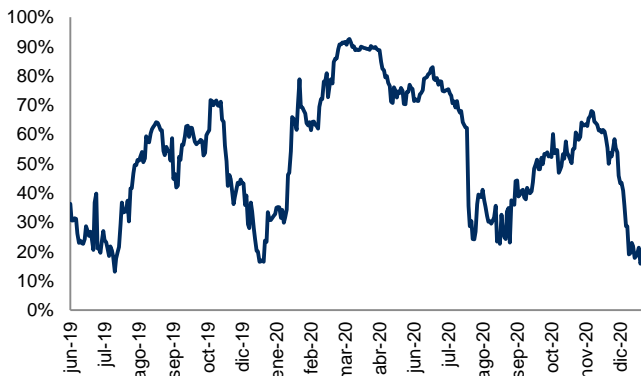
Cierre: 30,814.26

Volat: 9.1%



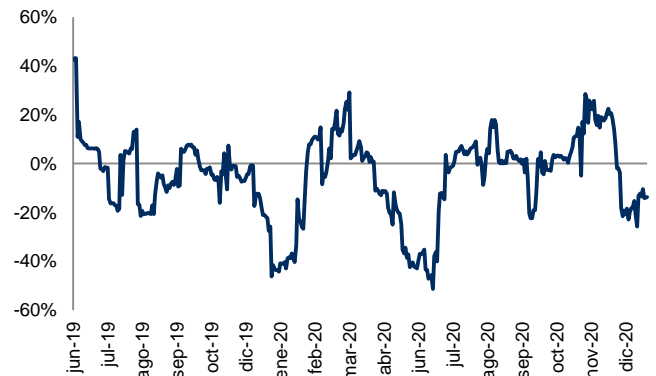
## Correlación entre IPC y DJI

Correl: 17.4%



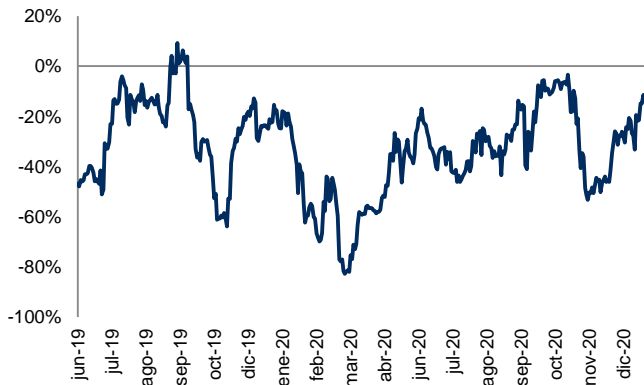
## Correlación entre Tipo Cambio y ABs

Correl: -13.7%



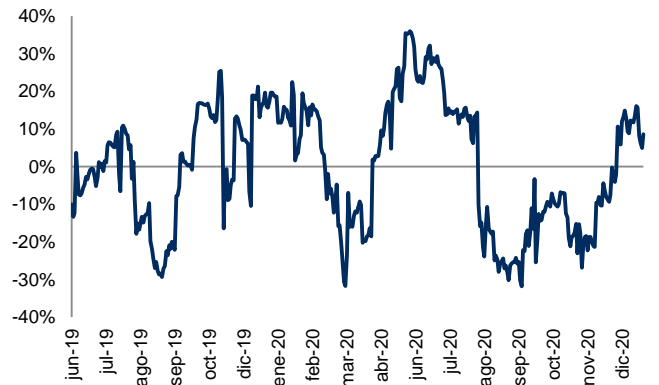
## Correlación entre IPC y Tipo Cambio

Correl: -13.5%



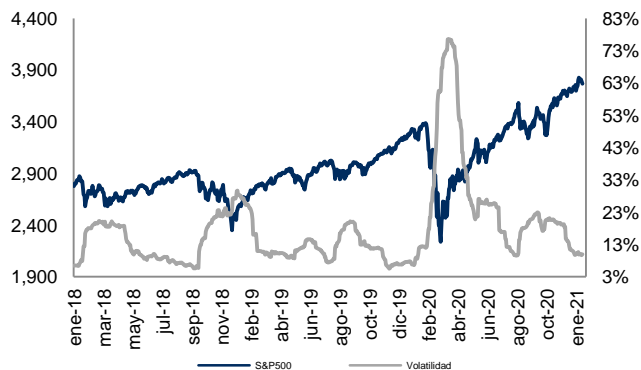
## Correlación entre IPC y Abs

Correl: 8.6%

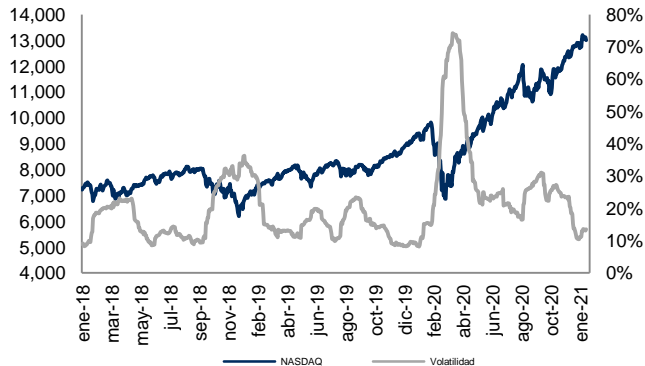


# Monitor de Mercados

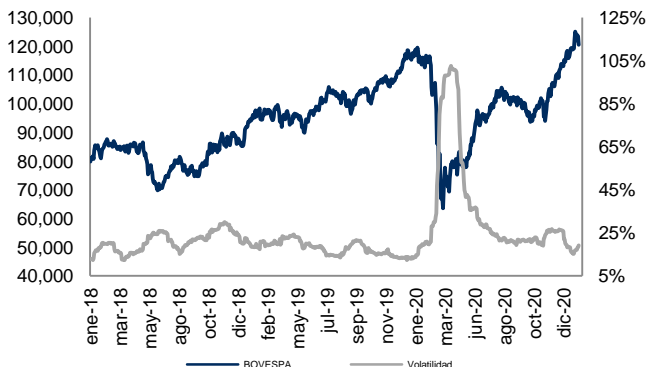
**S&P-500 (EE.UU.)** Cierre: 3,768.25 Volat: 10.0%



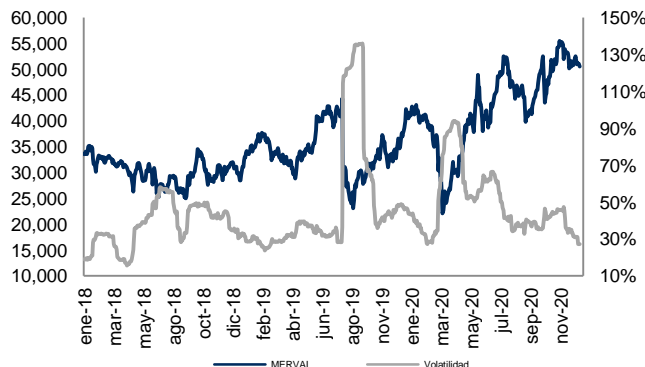
**NASDAQ (EE.UU.)** Cierre: 12,998.50 Volat: 13.5%



**BOVESPA (Sao Paulo)** Cierre: 120,464.63 Volat: 19.2%



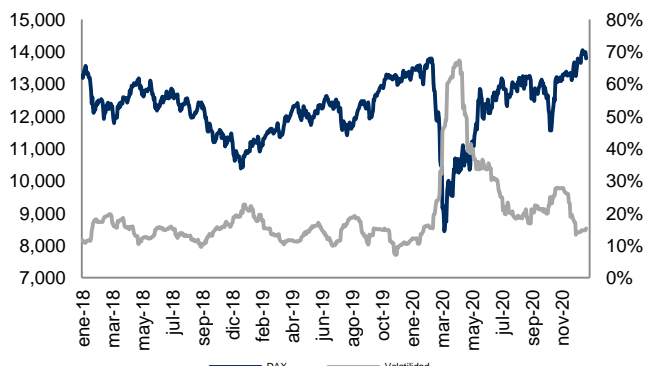
**MERVAL (Buenos Aires)** Cierre: 50,500.83 Volat: 27.3%



**FTSE-100 (Londres)** Cierre: 6,735.71 Volat: 16.1%



**DAX (Frankfurt)** Cierre: 13,787.73 Volat: 15.3%



**NIKKEI-225 (Tokio)** Cierre: 28,519.18 Volat: 13.5%



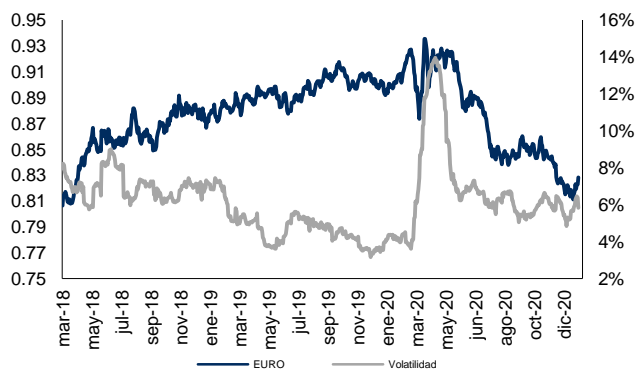
Índice	Rend. 7d	Rend. 30d	Rend. Año
S&P-500	-1.48%	1.81%	0.32%
NASDAQ	-1.54%	2.69%	0.86%
BOVESPA	-1.60%	-2.01%	-0.87%
MERVAL	-2.97%	-8.70%	-3.31%
FTSE100	-1.81%	3.15%	3.64%
DAX	-3.05%	0.62%	-0.67%
NIKK225	1.42%	6.17%	3.32%
IPC	-1.00%	4.87%	4.41%
DJI	-0.91%	2.19%	0.68%
CAC40	-2.86%	0.14%	-0.10%
HANGSENG	2.53%	7.97%	5.24%
TSE300	-0.96%	2.02%	2.70%
IBEX	-3.29%	0.11%	0.75%

Cifras al 15 de enero de 2021. Índices en USD.

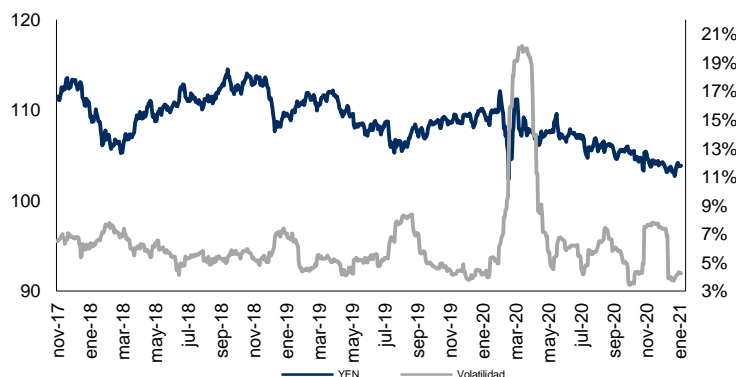


# Monitor de Divisas

**Euro (€)** Cierre: 0.83 Volat: 5.8%



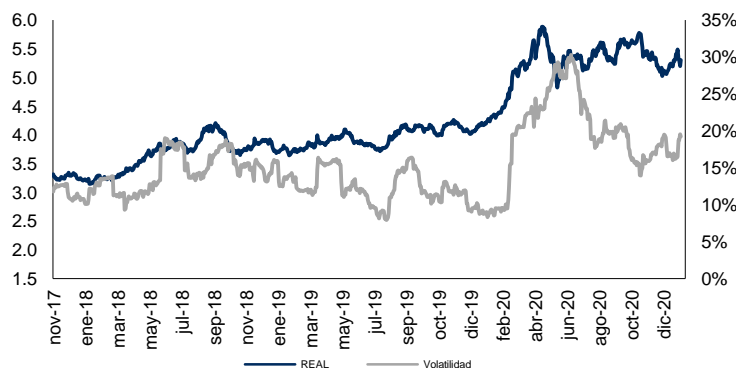
**Yen Japonés (¥)** Cierre: 103.88 Volat: 4.3%



**Libra Esterlina (£)** Cierre: 0.74 Volat: 9.9%



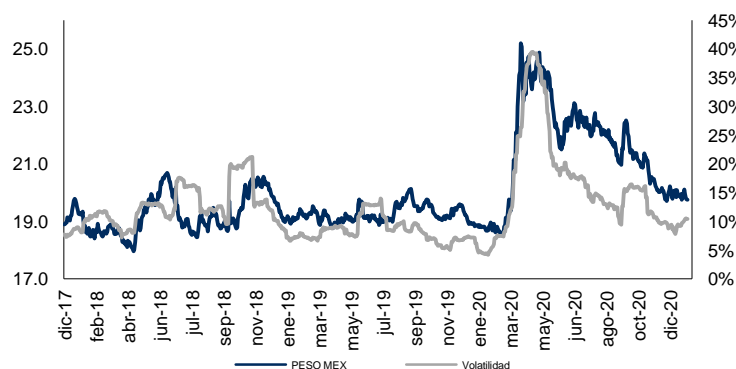
**Real Brasileño** Cierre: 5.30 Volat: 19.2%



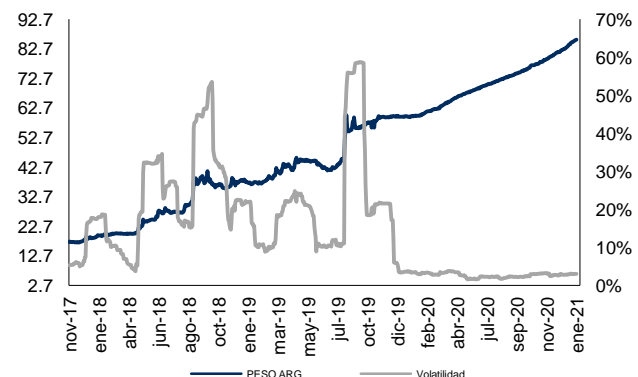
**Dólar Canadiense** Cierre: 1.27 Volat: 6.5%



**Peso Mexicano** Cierre: 19.76 Volat: 10.4%



**Peso Argentino** Cierre: 85.73 Volat: 3.0%



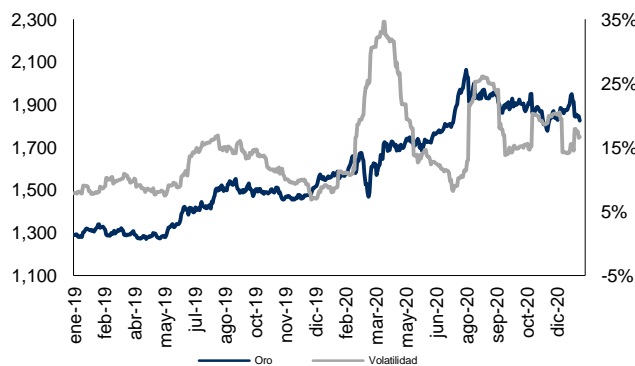
Moneda	Ultimo	7d	30d	Acumulado
Euro	0.83	-1.21%	-1.00%	-1.17%
Yen	103.88	0.07%	-0.39%	-0.58%
Libra	0.74	0.19%	0.62%	-0.59%
Real	5.30	2.17%	-4.13%	-2.06%
Dólar Can	1.27	-0.23%	0.07%	-0.03%
Peso Mex	19.76	0.99%	1.01%	0.69%
Peso Arg	85.73	-0.71%	-3.81%	-1.92%

Cifras al 15 de enero de 2021. Cotizaciones con respecto al USD.

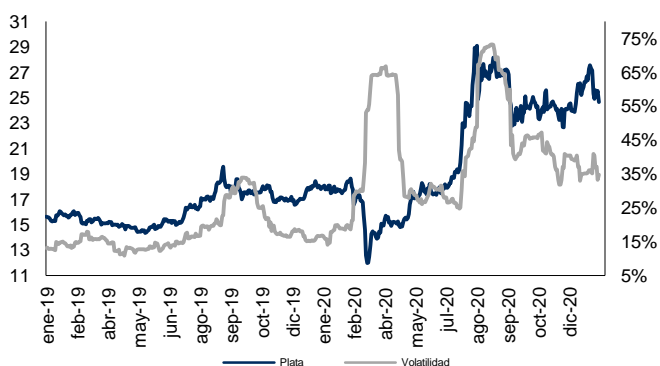


# Monitor de Metales y Otros Commodities

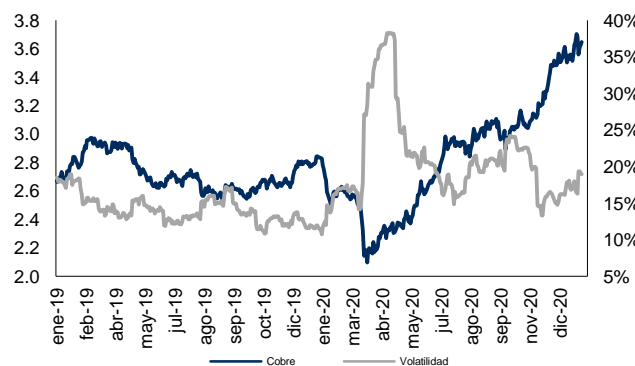
**Oro (USD / T. Oz.)** Cierre: 1,825.360 Volat: 16.6%



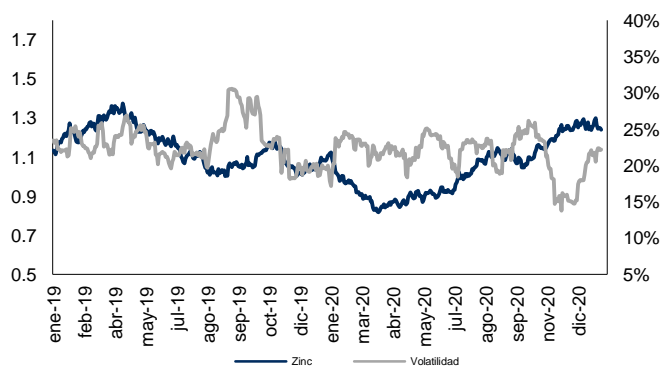
**Plata (USD / T. Oz.)** Cierre: 24.667 Volat: 34.8%



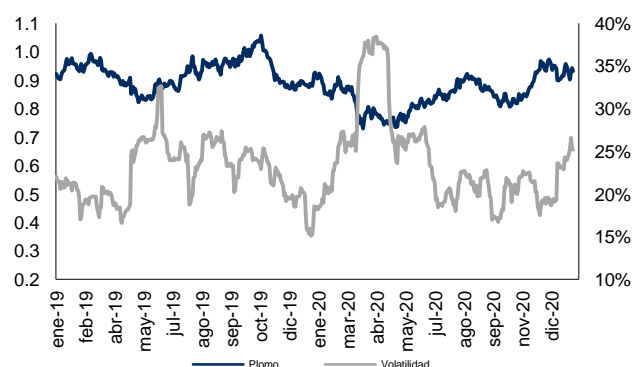
**Cobre (USD / libra)** Cierre: 3.647 Volat: 19.0%



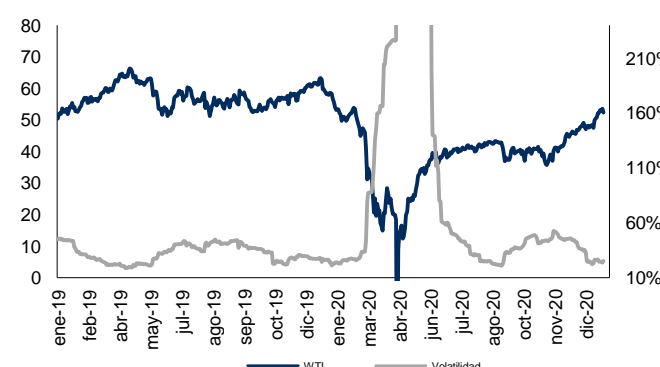
**Zinc (USD / libra)** Cierre: 1.240 Volat: 22.2%



**Plomo (USD / libra)** Cierre: 0.913 Volat: 25.2%



**WTI (USD / barril)** Cierre: 52.27 Volat: 24.9%



**Acero (Indice)** Cierre: 388.884 Volat: 16.8%



Metal	Ultimo	7d	30d	Acumulado
Oro	1825.36	-1.13%	-2.11%	-3.83%
Plata	24.67	-2.54%	-2.73%	-6.47%
Cobre	3.65	-1.56%	3.59%	2.62%
Plomo	0.91	-0.09%	-1.83%	1.64%
Zinc	1.24	-4.50%	-1.79%	-1.08%
WTI	52.27	0.21%	9.10%	8.06%
Acero	388.88	-1.60%	-0.30%	1.82%