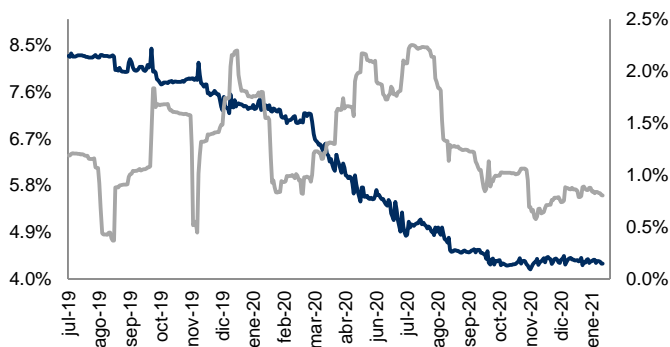


Monitor de Mercados Financieros

ABs y Volatilidad

Cierre: 4.3%

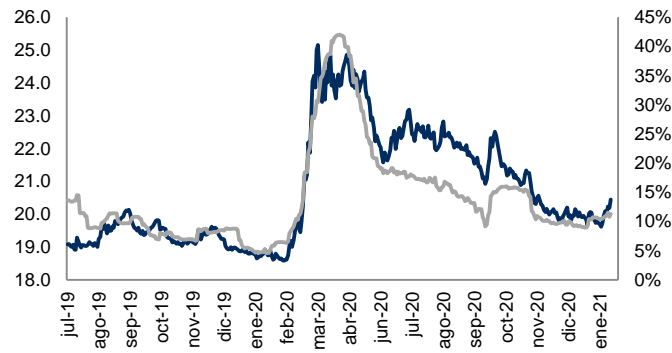
Volat: 0.8%



Tipo Cambio y Volatilidad

Cierre: 20.4400

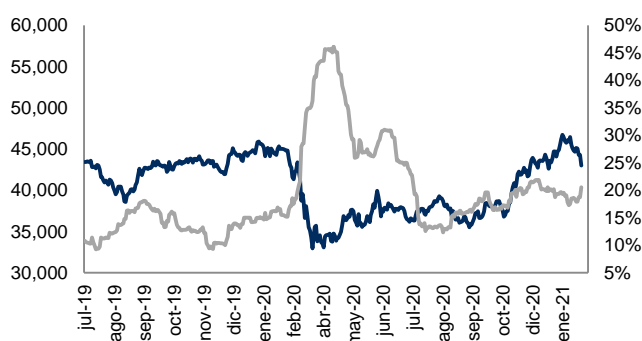
Volat: 11.3%



IPC y Volatilidad

Cierre: 42,985.73

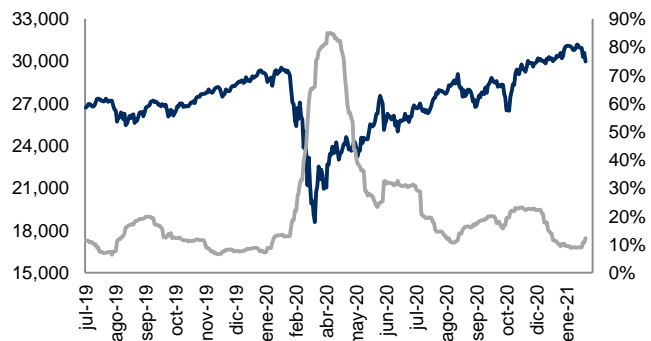
Volat: 20.5%



DJI y Volatilidad

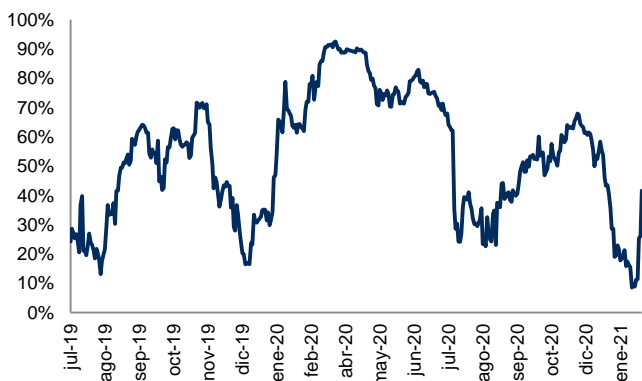
Cierre: 29,982.62

Volat: 12.2%



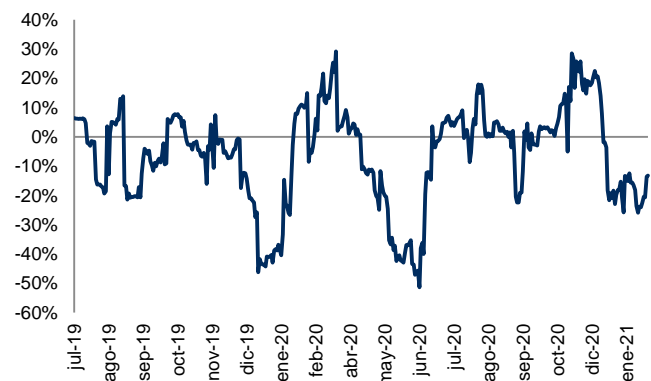
Correlación entre IPC y DJI

Correl: 41.6%



Correlación entre Tipo Cambio y ABs

Correl: -13.2%



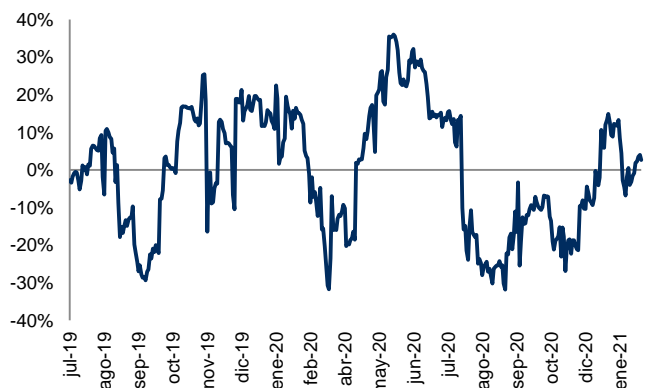
Correlación entre IPC y Tipo Cambio

Correl: -30.7%



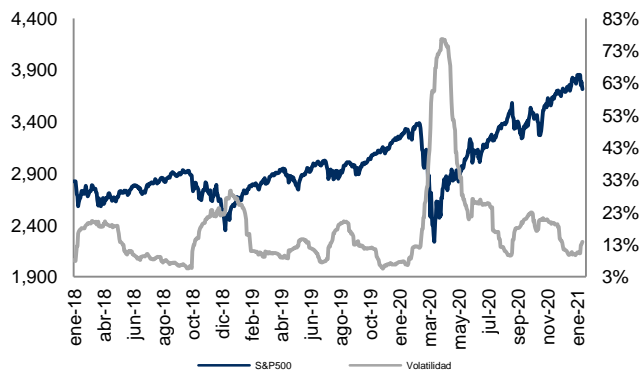
Correlación entre IPC y Abs

Correl: 2.6%

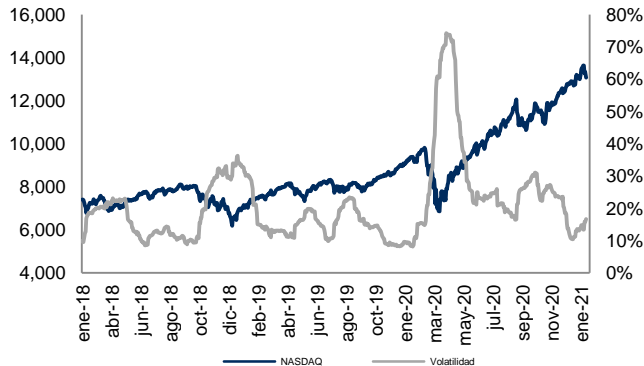


Monitor de Mercados

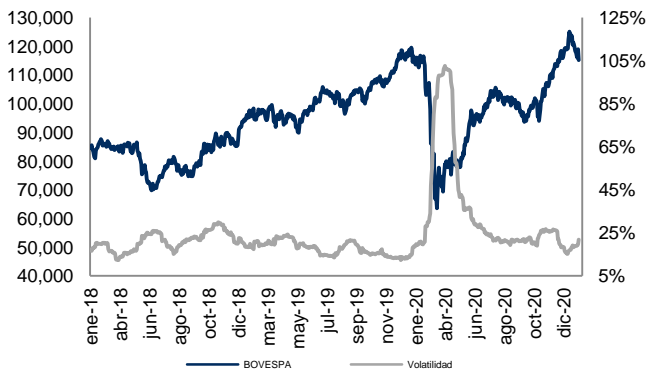
S&P-500 (EE.UU.) Cierre: 3,714.24 Volat: 13.8%



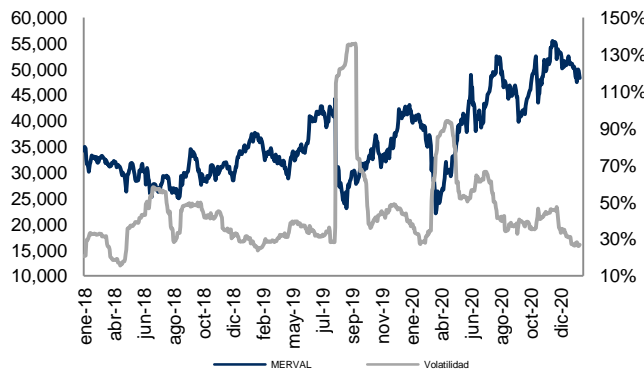
NASDAQ (EE.UU.) Cierre: 13,070.70 Volat: 16.7%



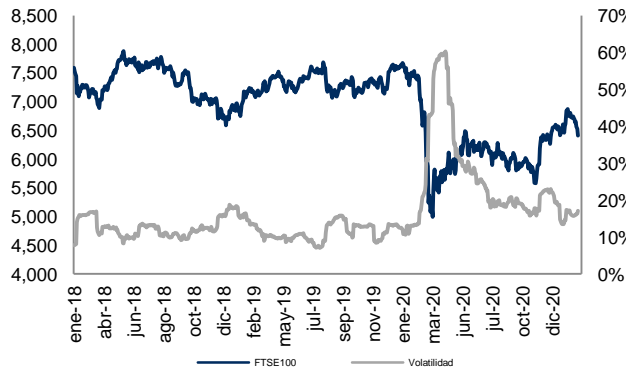
BOVESPA (Sao Paulo) Cierre: 115,079.99 Volat: 21.9%



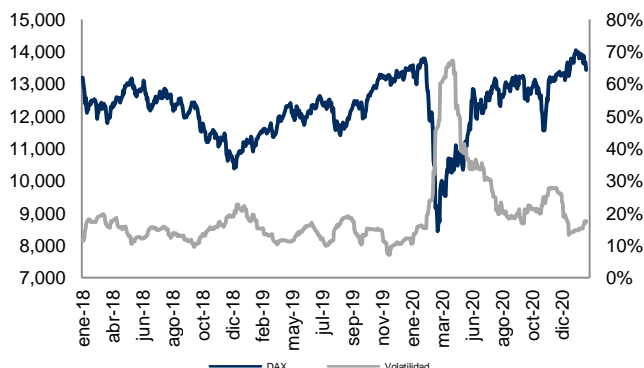
MERVAL (Buenos Aires) Cierre: 48,257.14 Volat: 26.9%



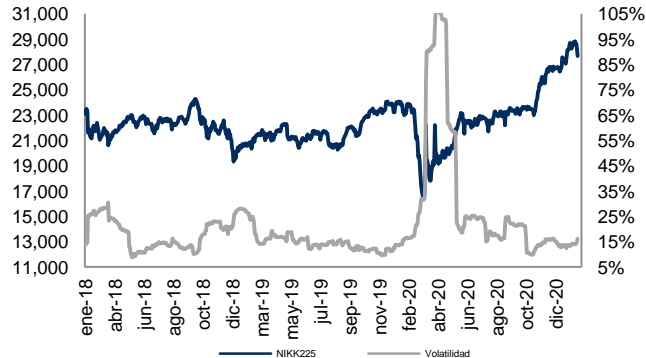
FTSE-100 (Londres) Cierre: 6,407.46 Volat: 17.1%



DAX (Frankfurt) Cierre: 13,432.87 Volat: 17.6%



NIKKEI-225 (Tokio) Cierre: 27,663.39 Volat: 16.1%



Índice	Rend. 7d	Rend. 30d	Rend. Año
S&P-500	-3.31%	-0.48%	-1.11%
NASDAQ	-3.49%	1.56%	1.42%
BOVESPA	-1.98%	-8.07%	-8.07%
MERVAL	-1.48%	-9.21%	-9.27%
FTSE100	-4.21%	-1.66%	-0.60%
DAX	-3.47%	-3.40%	-2.79%
NIKK225	-4.25%	-0.69%	-0.59%
IPC	-6.52%	-6.89%	-5.71%
DJI	-3.27%	-1.40%	-2.04%
CAC40	-3.18%	-4.87%	-3.44%
HANGSENG	-3.97%	4.17%	4.17%
TSE300	-3.35%	-1.46%	-1.05%
IBEX	-3.76%	-6.14%	-4.61%

Cifras al 29 de enero de 2021. Índices en USD.

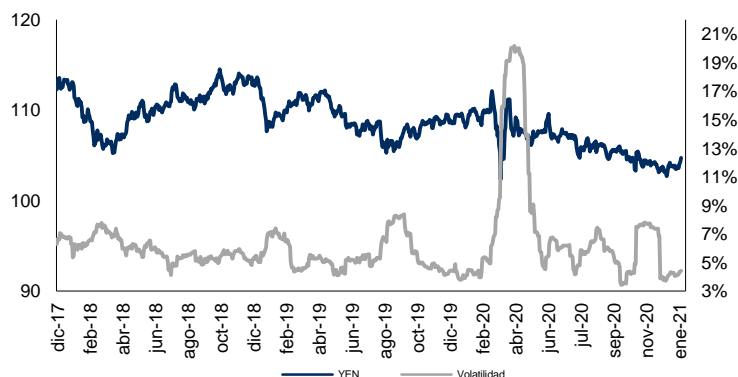


Monitor de Divisas

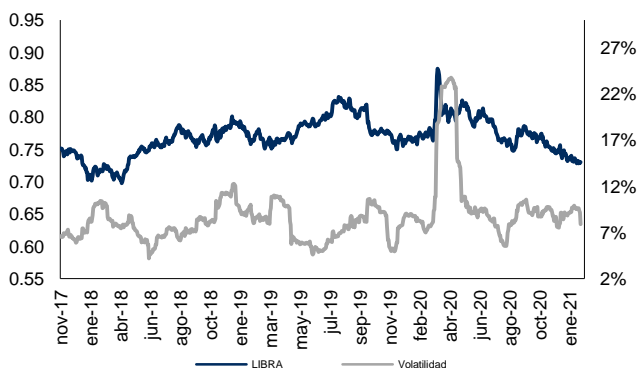
Euro (€) Cierre: 0.82 Volat: 5.9%



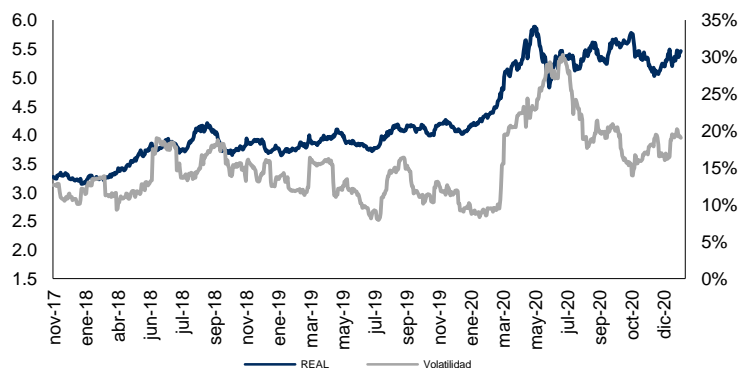
Yen Japonés (¥) Cierre: 104.72 Volat: 4.4%



Libra Esterlina (£) Cierre: 0.73 Volat: 7.9%



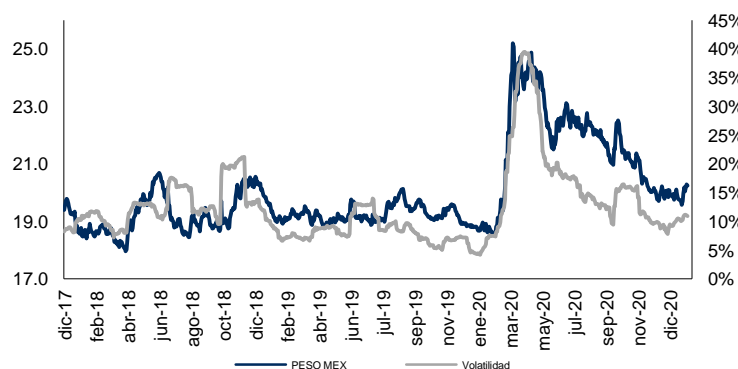
Real Brasileño Cierre: 5.46 Volat: 19.0%



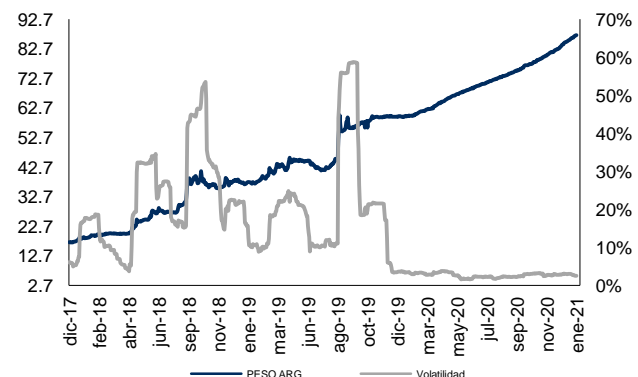
Dólar Canadiense Cierre: 1.28 Volat: 7.2%



Peso Mexicano Cierre: 20.25 Volat: 10.9%



Peso Argentino Cierre: 87.30 Volat: 2.5%



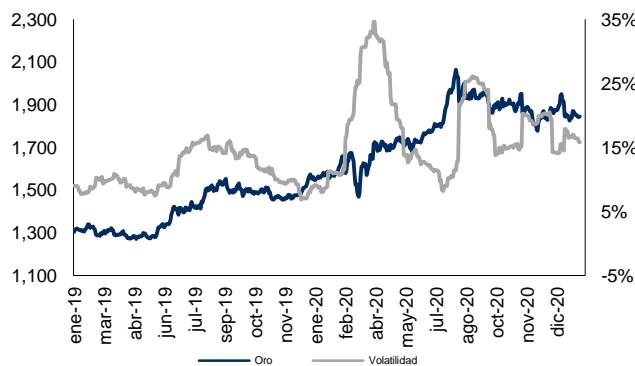
Moneda	Ultimo	7d	30d	Acumulado
Euro	0.82	-0.30%	-1.34%	-0.72%
Yen	104.72	-0.90%	-1.48%	-1.38%
Libra	0.73	0.09%	0.62%	0.23%
Real	5.46	0.14%	-4.93%	-4.93%
Dólar Can	1.28	-0.51%	-0.27%	-0.50%
Peso Mex	20.25	-1.32%	-1.64%	-1.75%
Peso Arg	87.30	-1.05%	-3.62%	-3.69%

Cifras al 29 de enero de 2021. Cotizaciones con respecto al USD.

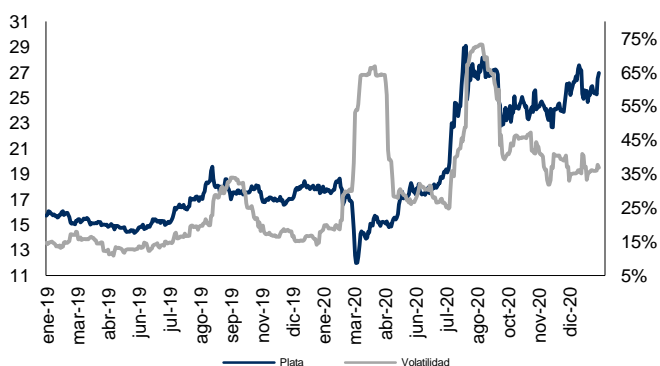


Monitor de Metales y Otros Commodities

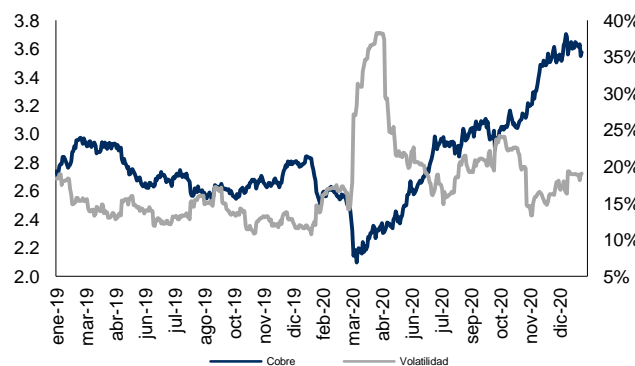
Oro (USD / T. Oz.) Cierre: 1,844.760 Volat: 15.8%



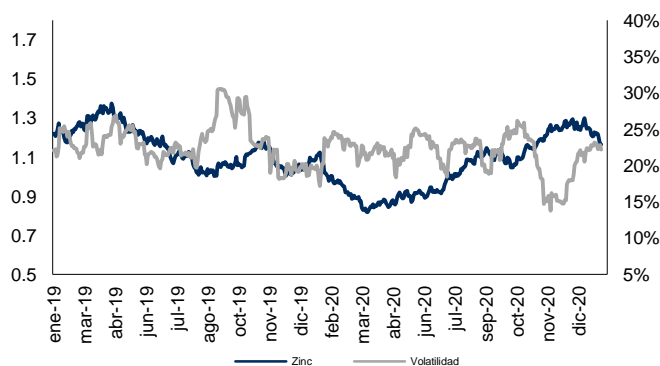
Plata (USD / T. Oz.) Cierre: 26.940 Volat: 36.8%



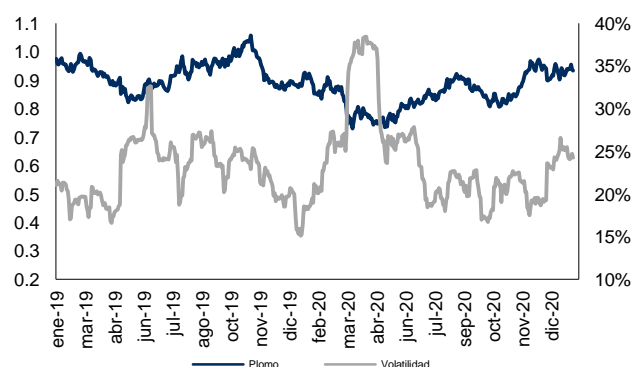
Cobre (USD / libra) Cierre: 3.574 Volat: 19.0%



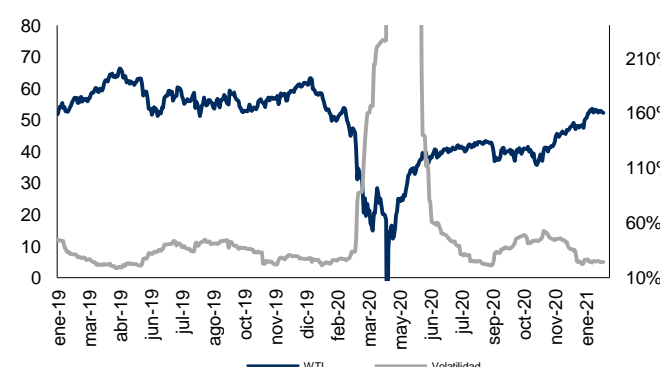
Zinc (USD / libra) Cierre: 1.166 Volat: 22.2%



Plomo (USD / libra) Cierre: 0.913 Volat: 24.2%



WTI (USD / barril) Cierre: 52.18 Volat: 24.2%



Acero (Indice) Cierre: 383.861 Volat: 15.9%



Metal	Ultimo	7d	30d	Acumulado
Oro	1844.76	-0.47%	-2.62%	-2.81%
Plata	26.94	5.98%	1.01%	2.15%
Cobre	3.57	-1.68%	0.44%	0.58%
Plomo	0.91	-0.34%	2.53%	1.69%
Zinc	1.17	-4.33%	-6.12%	-7.05%
WTI	52.18	-0.29%	8.12%	7.88%
Acero	383.86	-1.93%	-0.52%	0.51%