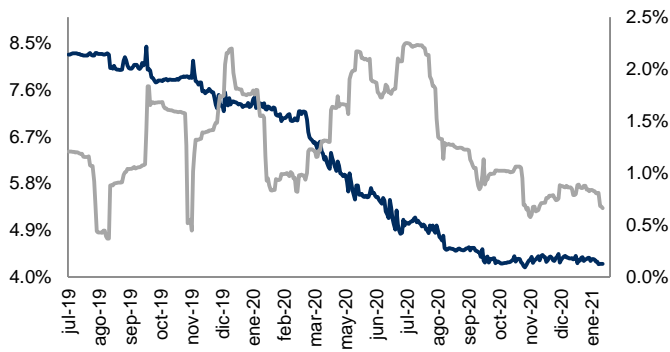


Monitor de Mercados Financieros

ABs y Volatilidad

Cierre: 4.3%

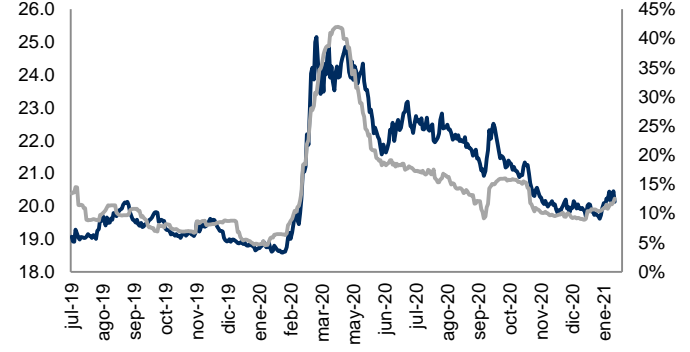
Volat: 0.7%



Tipo Cambio y Volatilidad

Cierre: 20.1320

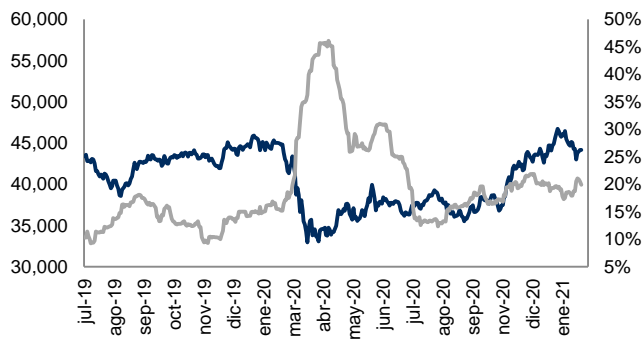
Volat: 12.5%



IPC y Volatilidad

Cierre: 44,145.70

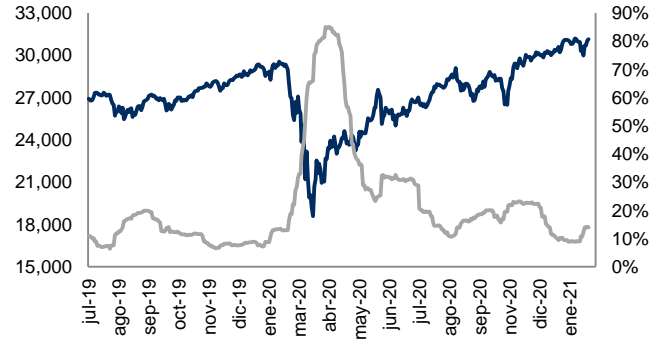
Volat: 19.9%



DJI y Volatilidad

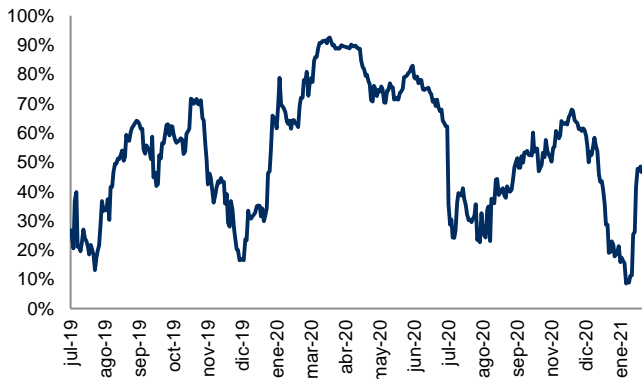
Cierre: 31,148.24

Volat: 14.0%



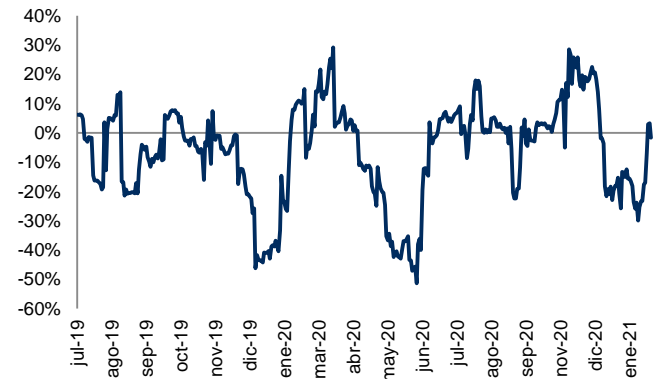
Correlación entre IPC y DJI

Correl: 46.5%



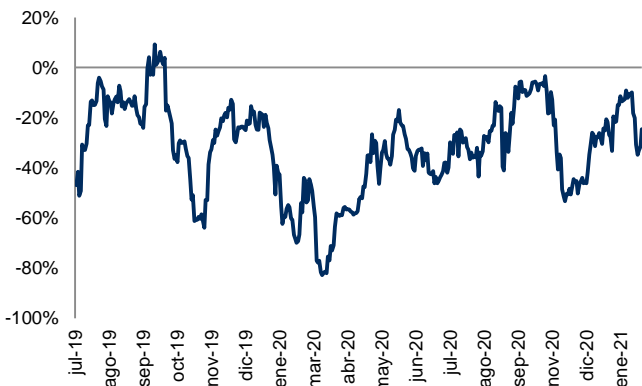
Correlación entre Tipo Cambio y ABs

Correl: -1.7%



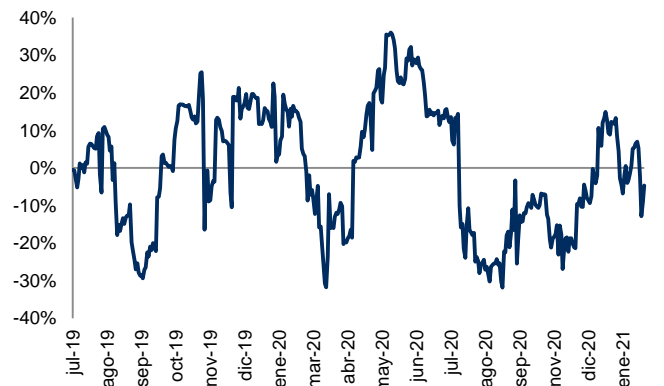
Correlación entre IPC y Tipo Cambio

Correl: -24.6%



Correlación entre IPC y Abs

Correl: -4.7%

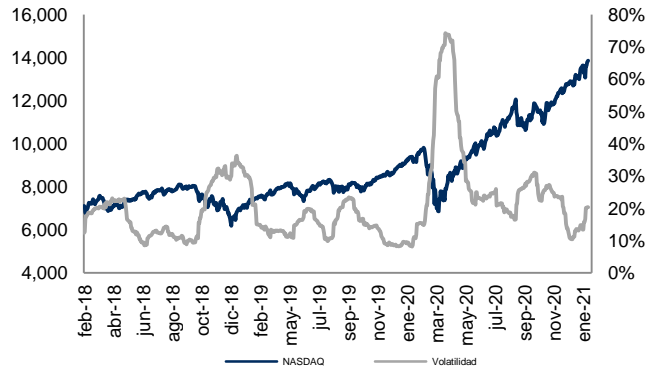


Monitor de Mercados

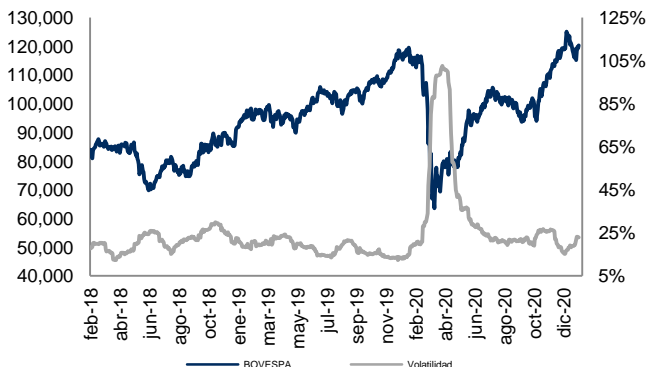
S&P-500 (EE.UU.) Cierre: 3,886.83 Volat: 16.3%



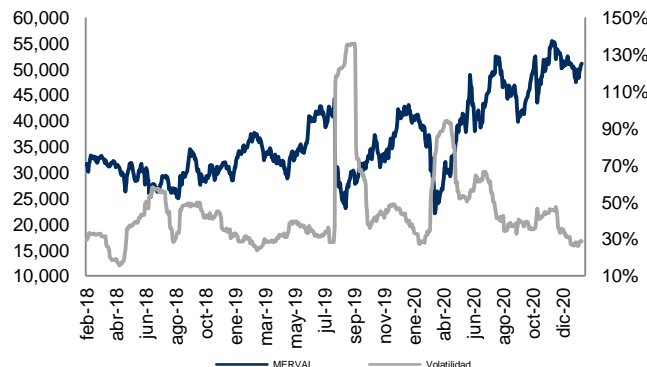
NASDAQ (EE.UU.) Cierre: 13,856.30 Volat: 20.3%



BOVESPA (Sao Paulo) Cierre: 120,240.26 Volat: 22.9%



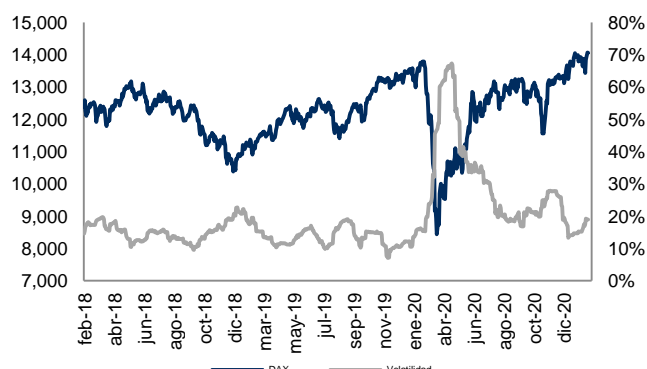
MERVAL (Buenos Aires) Cierre: 51,052.73 Volat: 28.7%



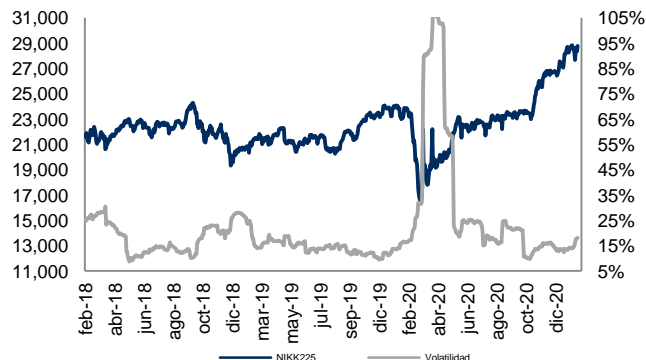
FTSE-100 (Londres) Cierre: 6,489.33 Volat: 16.9%



DAX (Frankfurt) Cierre: 14,056.72 Volat: 19.0%



NIKKEI-225 (Tokio) Cierre: 28,779.19 Volat: 18.0%



Índice	Rend. 7d	Rend. 30d	Rend. Año
S&P-500	4.65%	3.70%	3.48%
NASDAQ	6.01%	8.76%	7.51%
BOVESPA	6.28%	-0.10%	-2.30%
MERVAL	5.16%	-4.87%	-4.59%
FTSE100	1.58%	-4.24%	0.98%
DAX	3.91%	-1.14%	1.01%
NIKK225	3.37%	4.02%	2.77%
IPC	4.95%	-5.39%	-1.04%
DJI	3.89%	1.03%	1.77%
CAC40	4.08%	-1.80%	0.50%
HANGSENG	3.56%	5.94%	7.88%
TSE300	4.84%	1.01%	3.74%
IBEX	5.15%	-3.88%	0.31%

Cifras al 05 de febrero de 2021. Índices en USD.

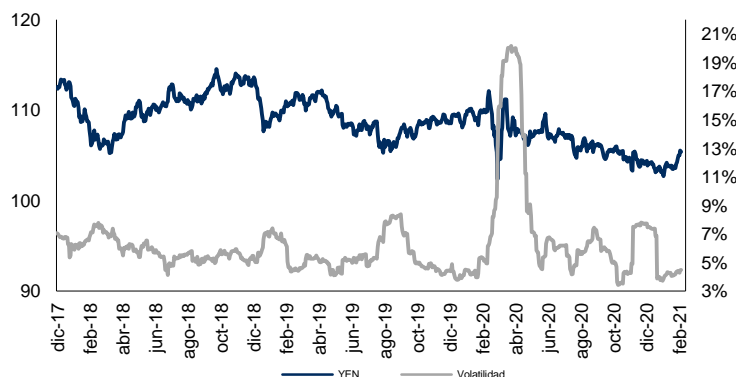


Monitor de Divisas

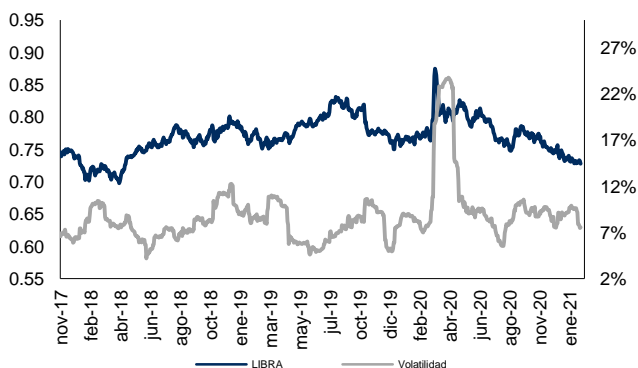
Euro (€) Cierre: 0.83 Volat: 6.5%



Yen Japonés (¥) Cierre: 105.39 Volat: 4.5%



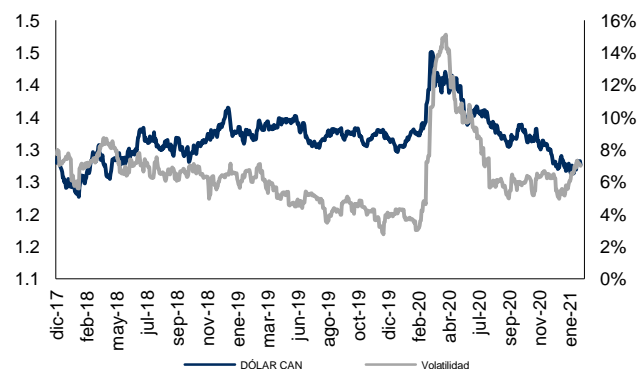
Libra Esterlina (£) Cierre: 0.73 Volat: 7.6%



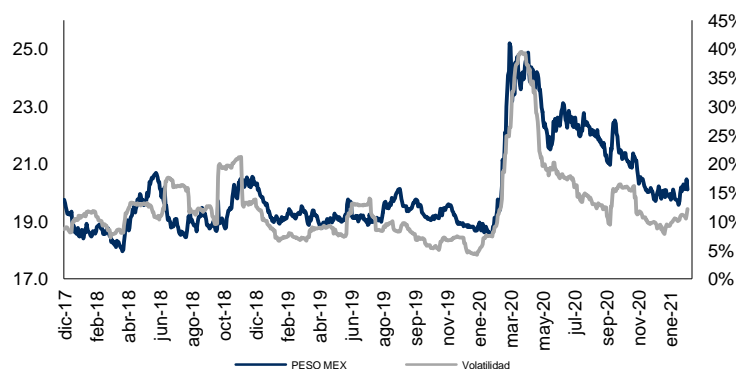
Real Brasileño Cierre: 5.37 Volat: 20.3%



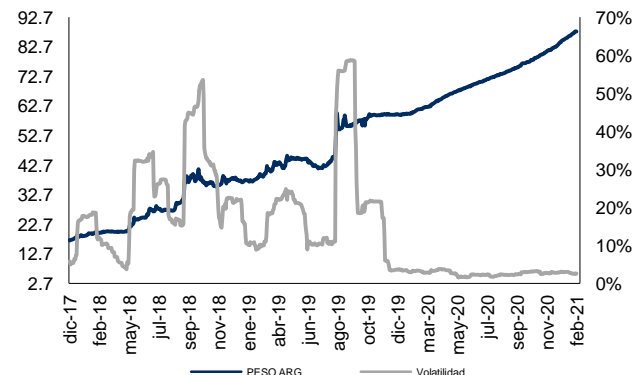
Dólar Canadiense Cierre: 1.28 Volat: 7.0%



Peso Mexicano Cierre: 20.11 Volat: 12.1%



Peso Argentino Cierre: 87.82 Volat: 2.6%



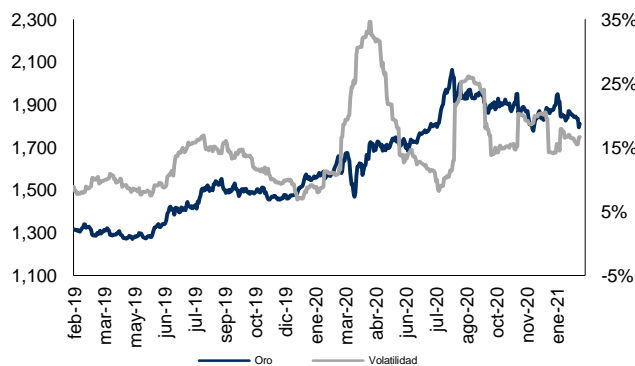
Moneda	Ultimo	7d	30d	Acumulado
Euro	0.83	-0.70%	-2.30%	-1.42%
Yen	105.39	-0.64%	-2.21%	-2.00%
Libra	0.73	0.30%	0.96%	0.53%
Real	5.37	1.72%	-1.05%	-3.29%
Dólar Can	1.28	0.22%	-0.71%	-0.28%
Peso Mex	20.11	0.66%	-1.81%	-1.10%
Peso Arg	87.82	-0.60%	-3.33%	-4.26%

Cifras al 05 de febrero de 2021. Cotizaciones con respecto al USD.

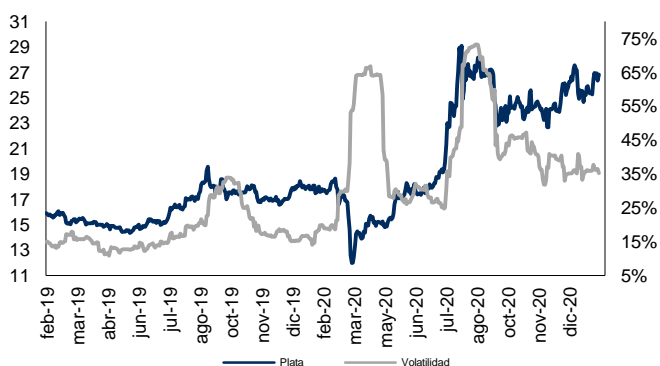


Monitor de Metales y Otros Commodities

Oro (USD / T. Oz.) Cierre: 1,810.310 Volat: 16.6%



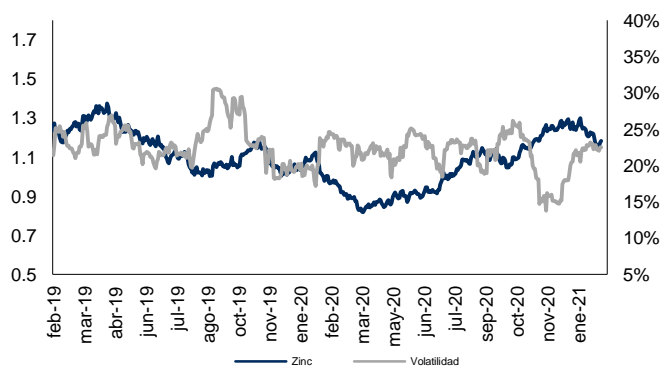
Plata (USD / T. Oz.) Cierre: 26.818 Volat: 35.2%



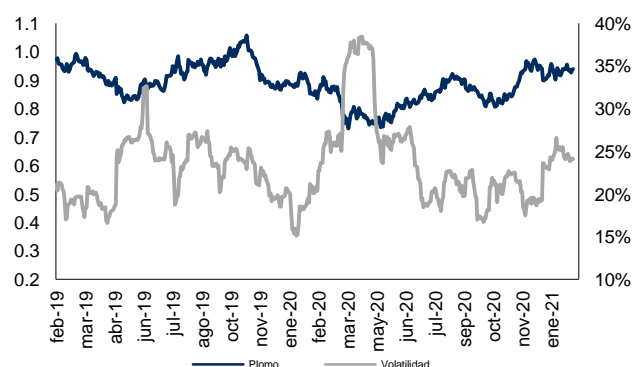
Cobre (USD / libra) Cierre: 3.550 Volat: 18.9%



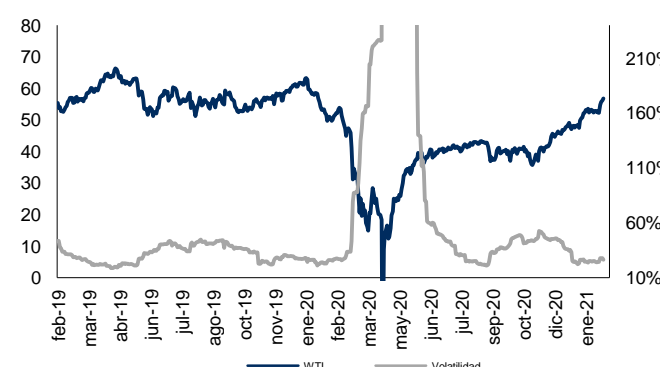
Zinc (USD / libra) Cierre: 1.183 Volat: 22.5%



Plomo (USD / libra) Cierre: 0.919 Volat: 24.1%



WTI (USD / barril) Cierre: 56.82 Volat: 26.3%



Acero (Indice) Cierre: 389.610 Volat: 15.3%



Metal	Ultimo	7d	30d	Acumulado
Oro	1810.31	-1.87%	-5.71%	-4.63%
Plata	26.82	-0.45%	-1.66%	1.69%
Cobre	3.55	-0.69%	-2.11%	-0.11%
Plomo	0.92	0.66%	-1.94%	2.36%
Zinc	1.18	1.47%	-6.41%	-5.69%
WTI	56.82	8.89%	12.58%	17.47%
Acero	389.61	1.50%	-1.58%	2.01%