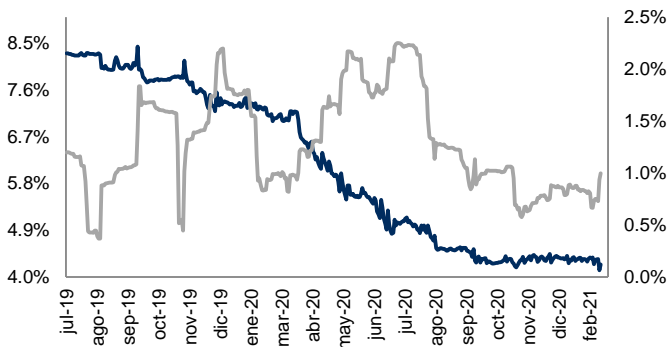
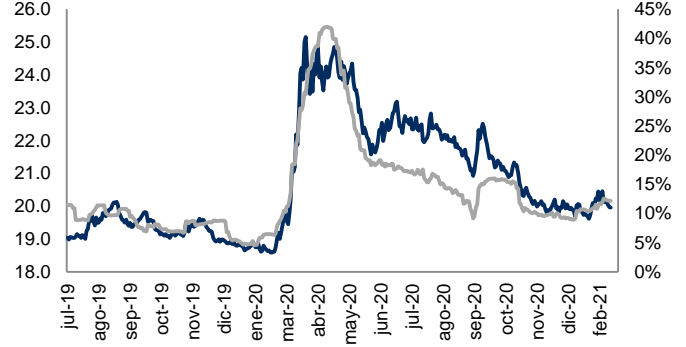


Monitor de Mercados Financieros

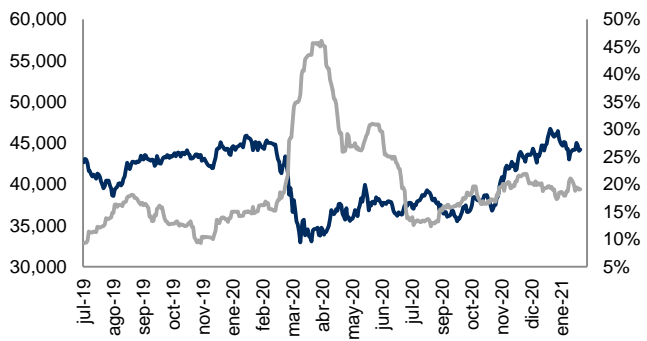
ABs y Volatilidad Cierre: 4.2% Volat: 1.0%



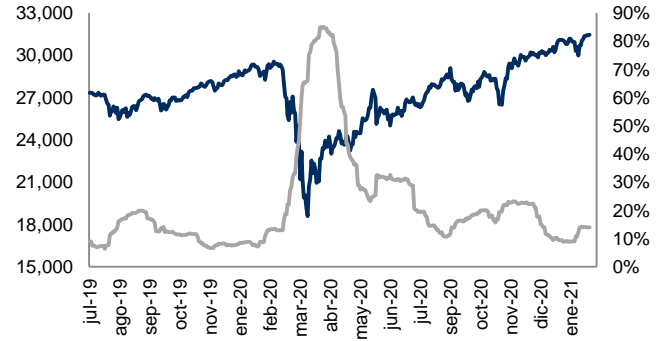
Tipo Cambio y Volatilidad Cierre: 19.9550 Volat: 12.1%



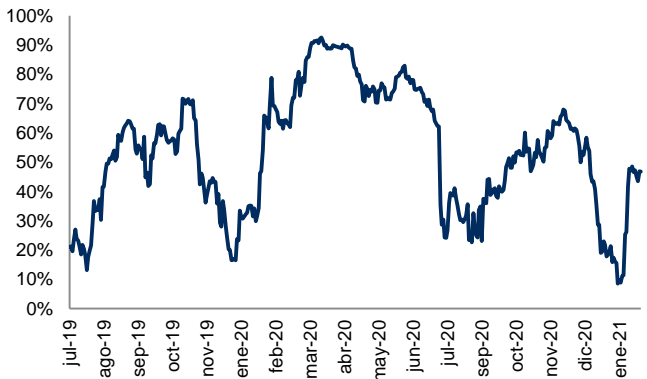
IPC y Volatilidad Cierre: 44,202.52 Volat: 19.1%



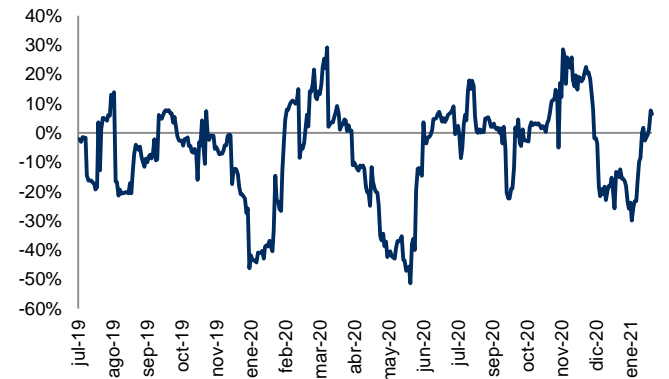
DJI y Volatilidad Cierre: 31,458.40 Volat: 14.0%



Correlación entre IPC y DJI Correl: 46.7%



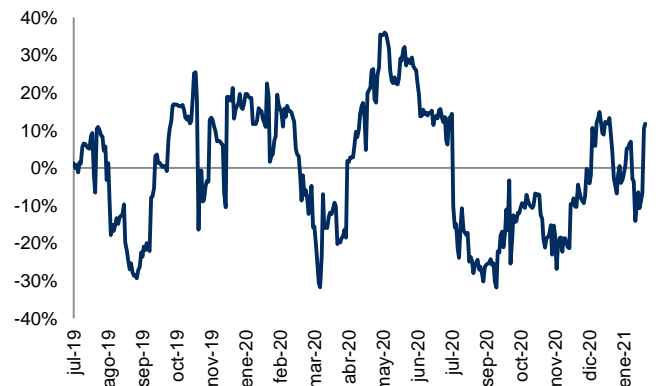
Correlación entre Tipo Cambio y ABs Correl: 6.5%



Correlación entre IPC y Tipo Cambio Correl: -20.0%

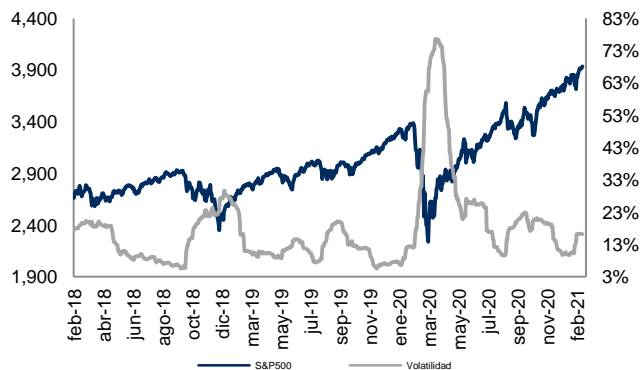


Correlación entre IPC y Abs Correl: 11.8%

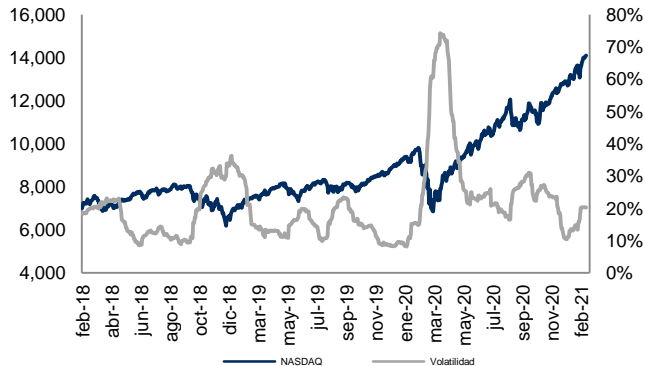


Monitor de Mercados

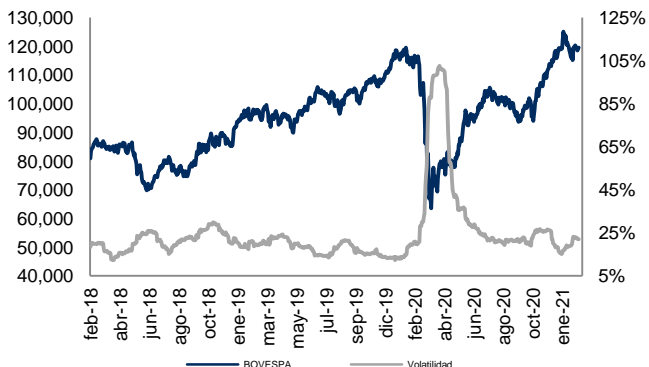
S&P-500 (EE.UU.) Cierre: 3,934.83 Volat: 16.2%



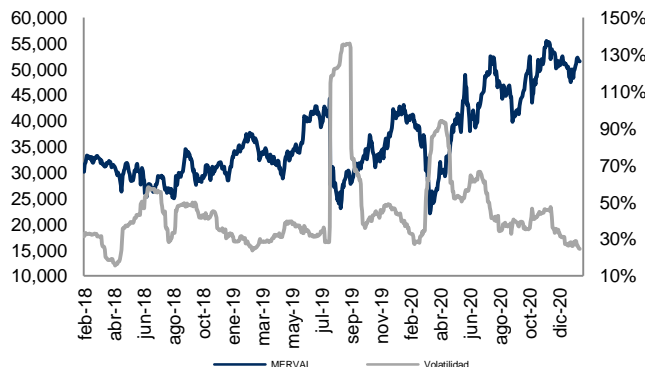
NASDAQ (EE.UU.) Cierre: 14,095.47 Volat: 20.2%



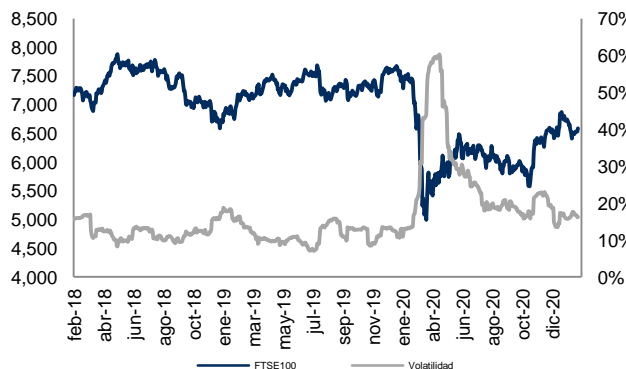
BOVESPA (Sao Paulo) Cierre: 119,428.72 Volat: 22.0%



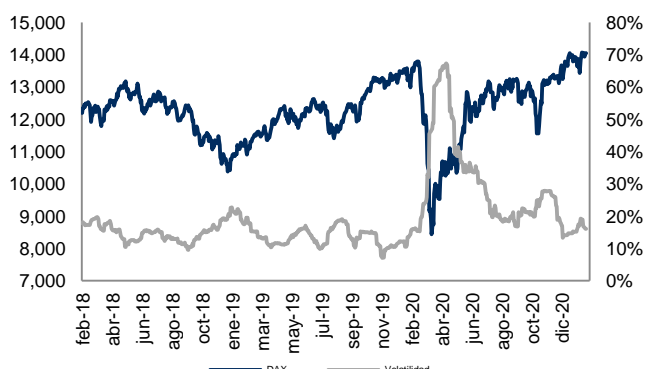
MERVAL (Buenos Aires) Cierre: 51,466.21 Volat: 24.6%



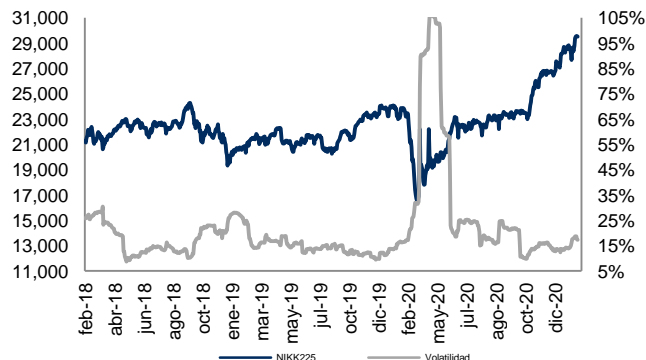
FTSE-100 (Londres) Cierre: 6,589.79 Volat: 16.2%



DAX (Frankfurt) Cierre: 14,049.89 Volat: 16.0%



NIKKEI-225 (Tokio) Cierre: 29,520.07 Volat: 17.3%



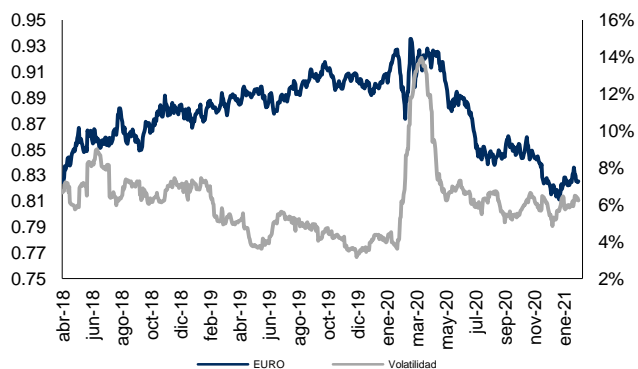
Índice	Rend. 7d	Rend. 30d	Rend. Año
S&P-500	1.23%	3.28%	4.76%
NASDAQ	1.73%	7.36%	9.37%
BOVESPA	-0.66%	-3.35%	-2.95%
MERVAL	0.10%	-2.32%	-4.50%
FTSE100	2.38%	-0.78%	3.38%
DAX	0.55%	0.47%	1.57%
NIKK225	3.01%	2.68%	5.86%
IPC	1.03%	-3.78%	-0.01%
DJI	1.00%	1.28%	2.78%
CAC40	1.39%	0.40%	1.89%
HANGSENG	2.56%	6.40%	10.64%
TSE300	2.33%	3.02%	6.15%
IBEX	-1.36%	-3.97%	-1.06%

Cifras al 12 de febrero de 2021. Índices en USD.

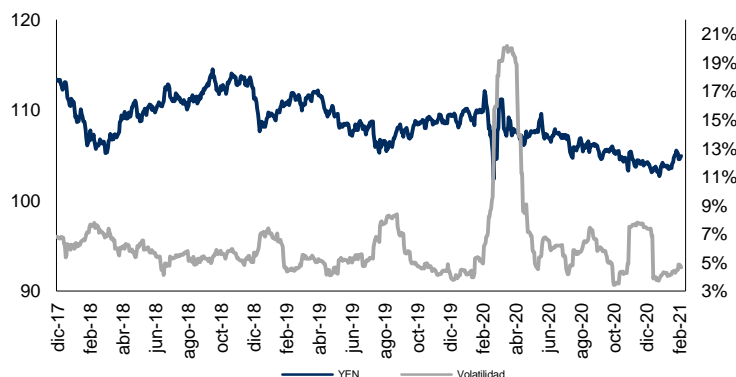


Monitor de Divisas

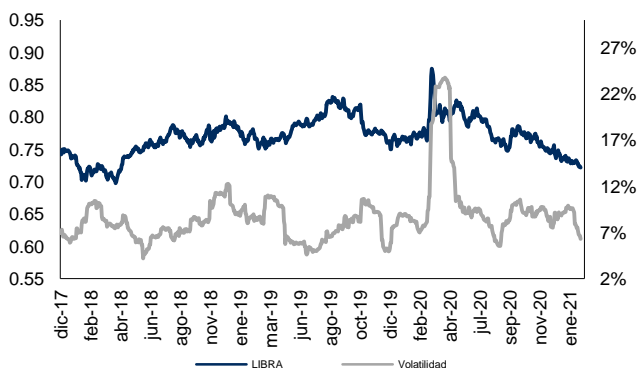
Euro (€) Cierre: 0.83 Volat: 6.2%



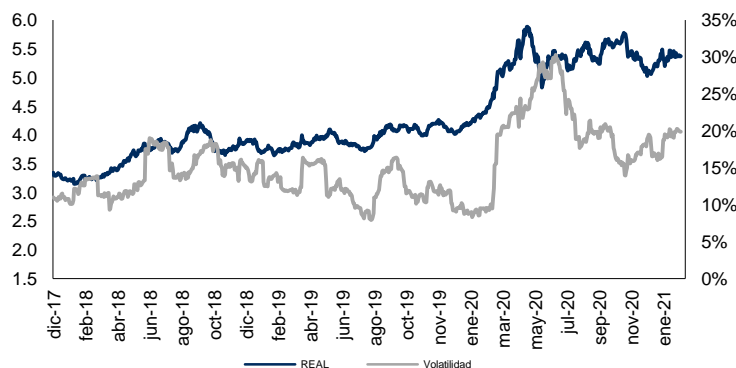
Yen Japonés (¥) Cierre: 104.94 Volat: 4.7%



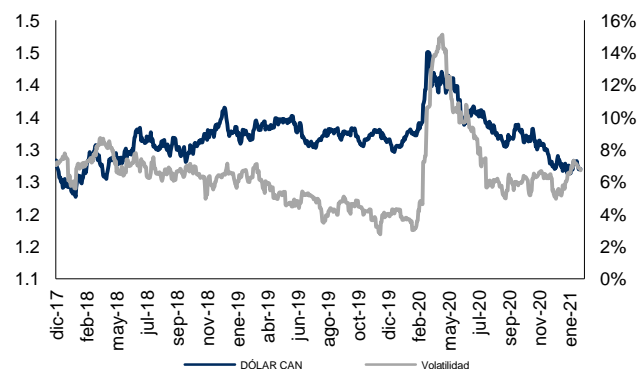
Libra Esterlina (£) Cierre: 0.72 Volat: 6.3%



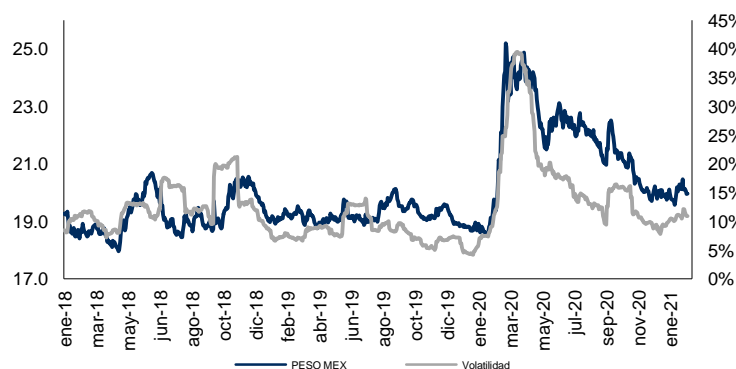
Real Brasileño Cierre: 5.37 Volat: 19.9%



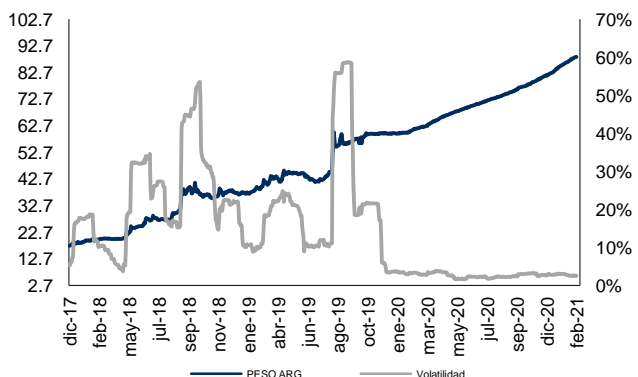
Dólar Canadiense Cierre: 1.27 Volat: 6.7%



Peso Mexicano Cierre: 19.96 Volat: 10.9%



Peso Argentino Cierre: 88.45 Volat: 2.5%



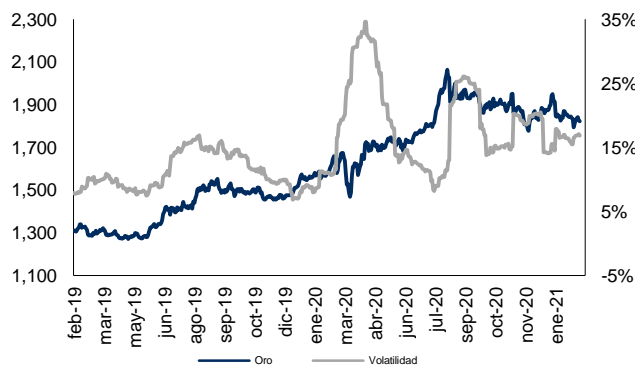
Moneda	Ultimo	7d	30d	Acumulado
Euro	0.83	0.60%	-0.32%	-0.83%
Yen	104.94	0.43%	-1.02%	-1.58%
Libra	0.72	0.82%	1.57%	1.35%
Real	5.37	0.01%	-1.32%	-3.28%
Dólar Can	1.27	0.53%	0.09%	0.24%
Peso Mex	19.96	0.78%	-0.82%	-0.33%
Peso Arg	88.45	-0.71%	-3.28%	-4.94%

Cifras al 12 de febrero de 2021. Cotizaciones con respecto al USD.

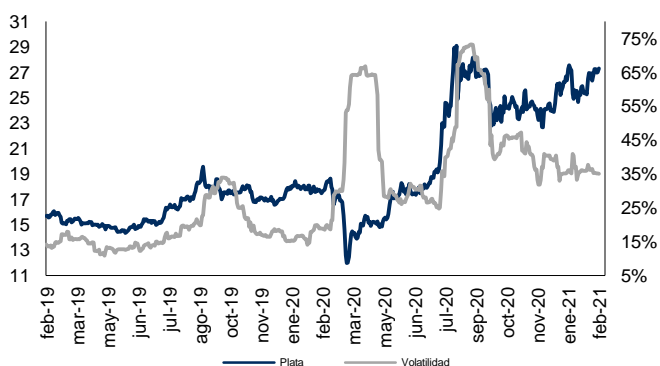


Monitor de Metales y Otros Commodities

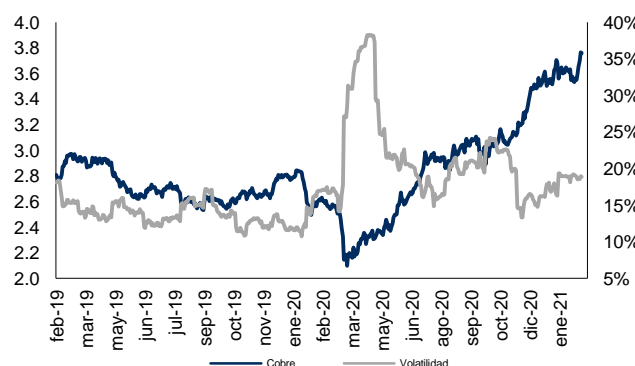
Oro (USD / T. Oz.) Cierre: 1,821.906 Volat: 16.8%



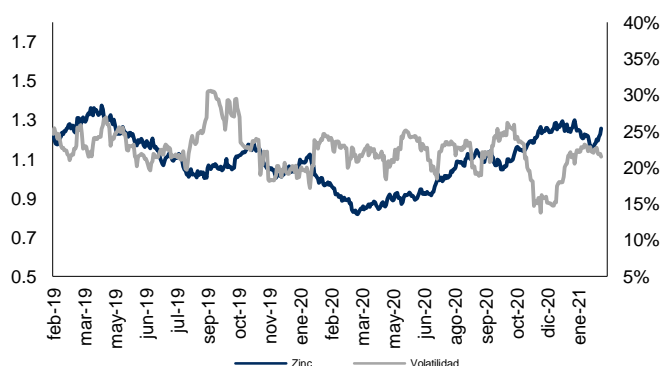
Plata (USD / T. Oz.) Cierre: 27.300 Volat: 35.0%



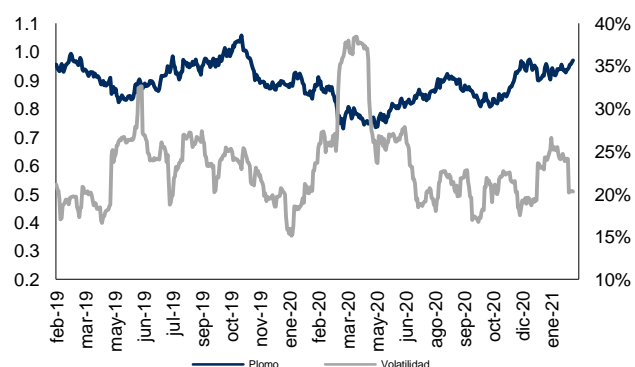
Cobre (USD / libra) Cierre: 3.760 Volat: 18.9%



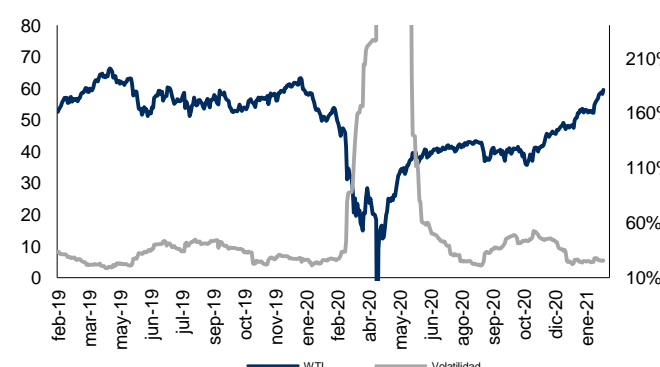
Zinc (USD / libra) Cierre: 1.257 Volat: 21.5%



Plomo (USD / libra) Cierre: 0.949 Volat: 20.3%



WTI (USD / barril) Cierre: 59.52 Volat: 25.5%



Acero (Indice) Cierre: 407.687 Volat: 15.5%



Metal	Ultimo	7d	30d	Acumulado
Oro	1821.91	0.64%	-1.24%	-4.01%
Plata	27.30	1.80%	8.16%	3.52%
Cobre	3.76	5.93%	4.08%	5.81%
Plomo	0.95	3.27%	4.59%	5.70%
Zinc	1.26	6.28%	0.56%	0.24%
WTI	59.52	4.75%	12.66%	23.05%
Acero	407.69	4.64%	3.88%	6.75%