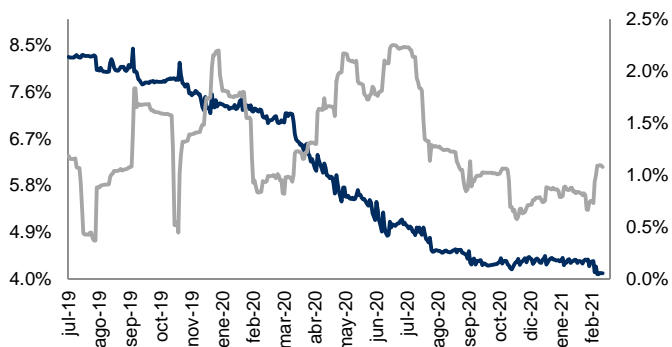


# Monitor de Mercados Financieros

**ABs y Volatilidad**

Cierre: 4.1%

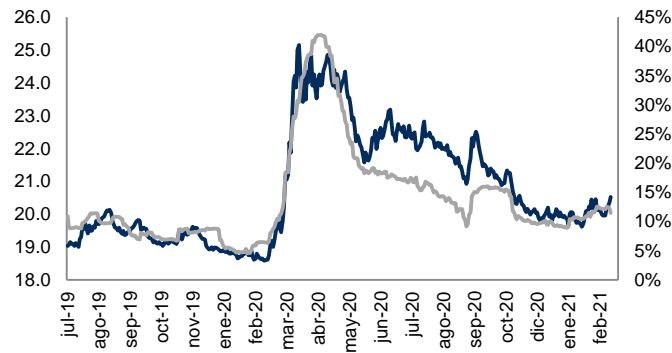
Volat: 1.1%



**Tipo Cambio y Volatilidad**

Cierre: 20.5220

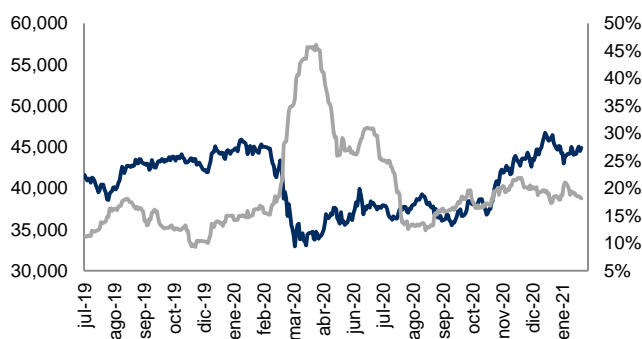
Volat: 11.5%



**IPC y Volatilidad**

Cierre: 44,900.08

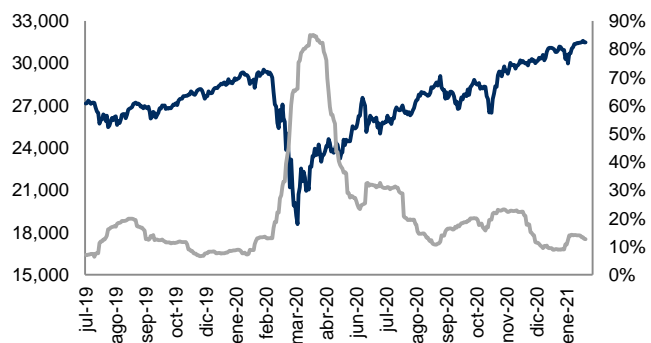
Volat: 18.1%



**DJI y Volatilidad**

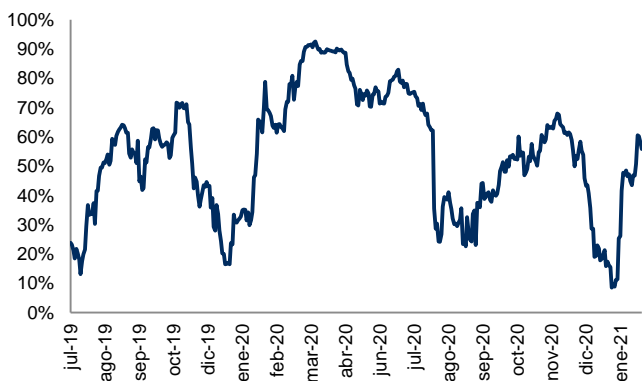
Cierre: 31,494.32

Volat: 12.6%



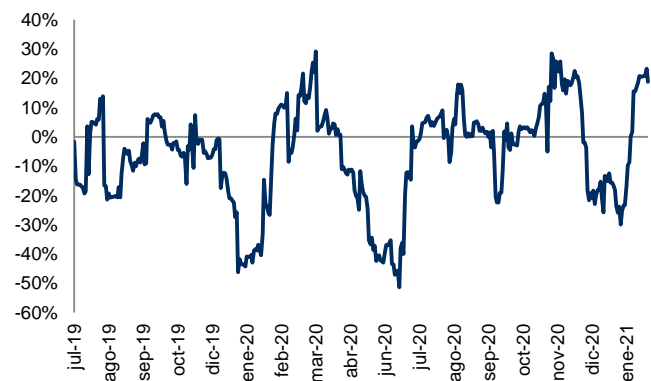
**Correlación entre IPC y DJI**

Correl: 55.8%



**Correlación entre Tipo Cambio y ABs**

Correl: 18.7%



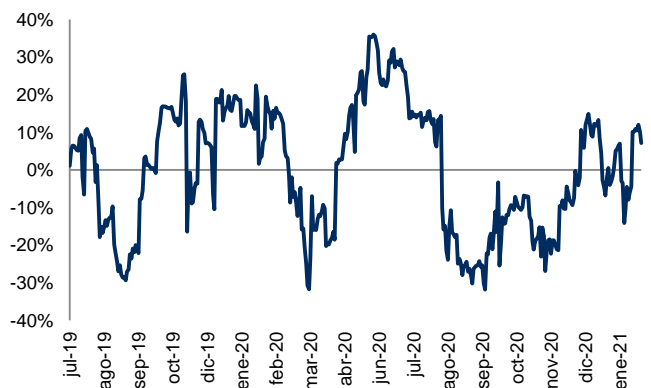
**Correlación entre IPC y Tipo Cambio**

Correl: -16.3%



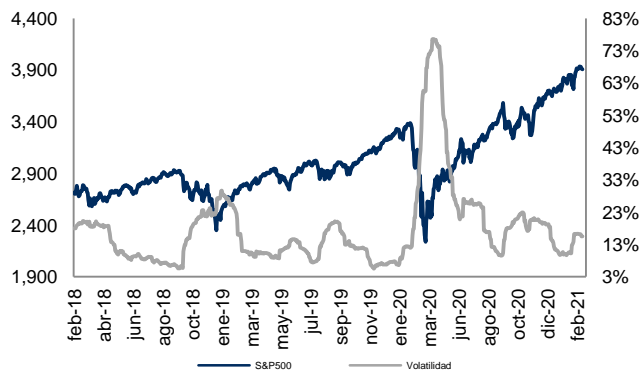
**Correlación entre IPC y Abs**

Correl: 7.1%

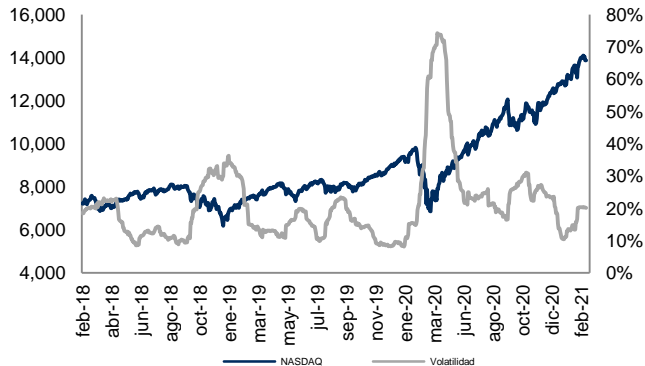


# Monitor de Mercados

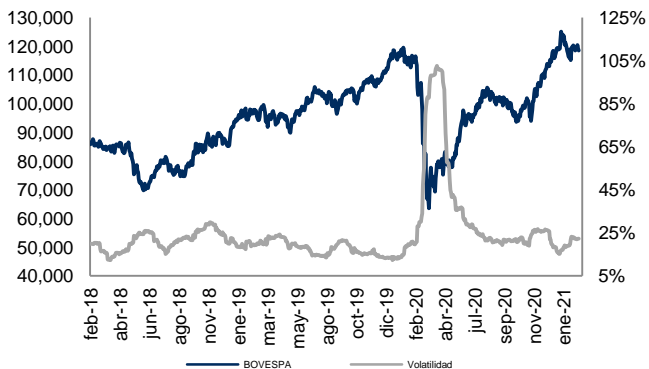
**S&P-500 (EE.UU.)** Cierre: 3,906.71 Volat: 15.5%



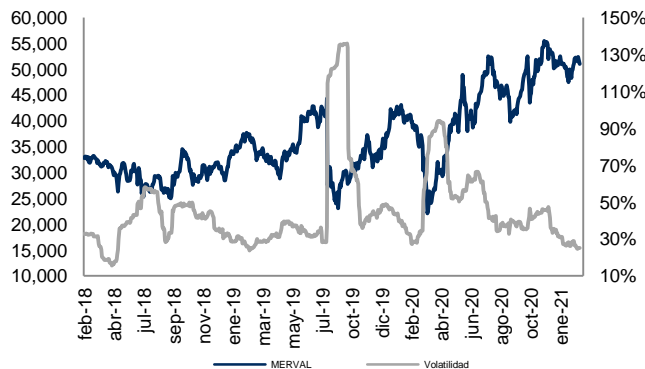
**NASDAQ (EE.UU.)** Cierre: 13,874.46 Volat: 20.1%



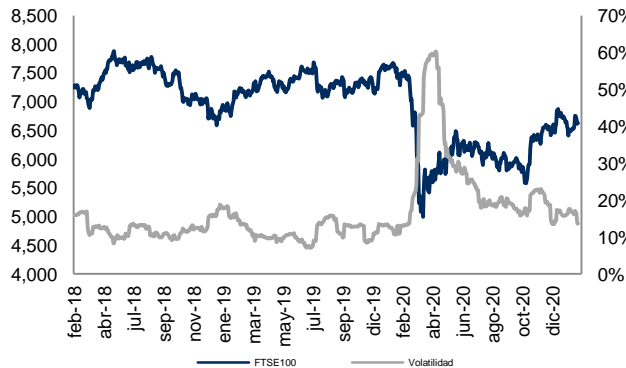
**BOVESPA (Sao Paulo)** Cierre: 118,430.53 Volat: 22.4%



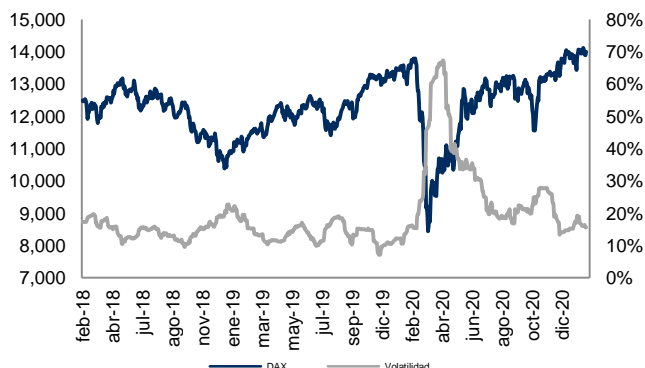
**MERVAL (Buenos Aires)** Cierre: 50,992.85 Volat: 25.1%



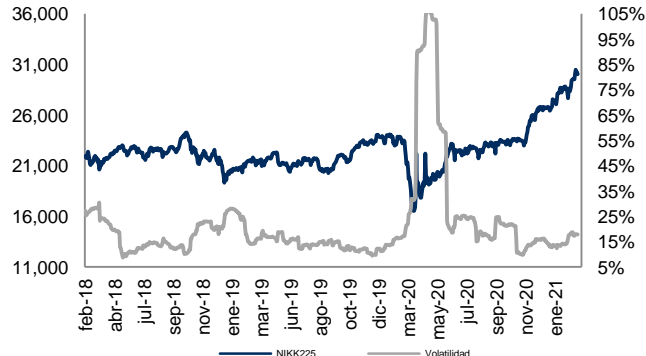
**FTSE-100 (Londres)** Cierre: 6,624.02 Volat: 13.7%



**DAX (Frankfurt)** Cierre: 13,993.23 Volat: 15.6%



**NIKKEI-225 (Tokio)** Cierre: 30,017.92 Volat: 17.8%



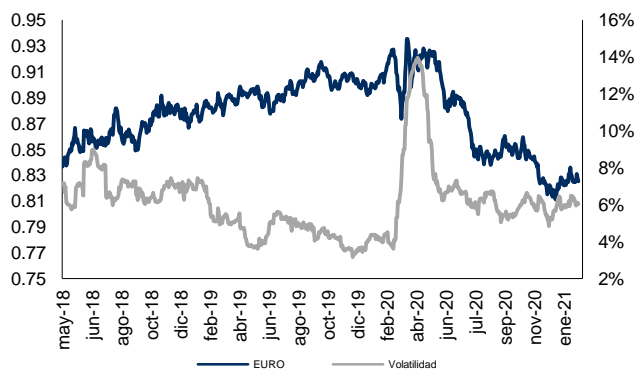
Índice	Rend. 7d	Rend. 30d	Rend. Año
S&P-500	-0.71%	1.42%	4.01%
NASDAQ	-1.57%	3.10%	7.65%
BOVESPA	-1.07%	-2.68%	-3.98%
MERVAL	-1.60%	-1.57%	-6.02%
FTSE100	1.64%	0.82%	5.07%
DAX	-0.40%	0.61%	1.16%
NIKK225	1.20%	3.33%	7.14%
IPC	-1.03%	-4.65%	-1.04%
DJI	0.11%	0.98%	2.90%
CAC40	1.23%	2.67%	3.14%
HANGSENG	2.02%	2.26%	12.87%
TSE300	0.19%	2.12%	6.35%
IBEX	1.20%	-0.55%	0.13%

Cifras al 19 de febrero de 2021. Índices en USD.

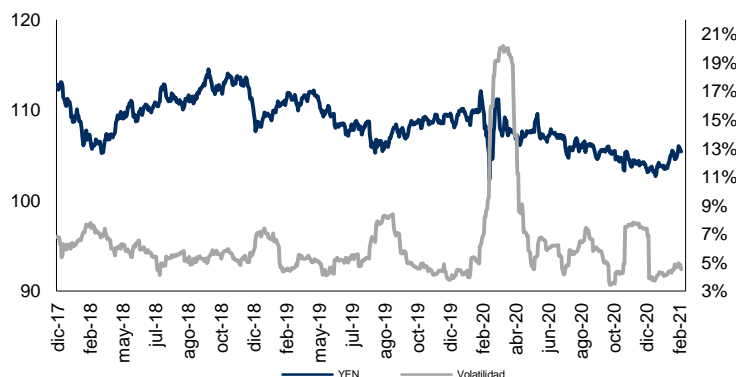


# Monitor de Divisas

**Euro (€)** Cierre: 0.83 Volat: 6.0%



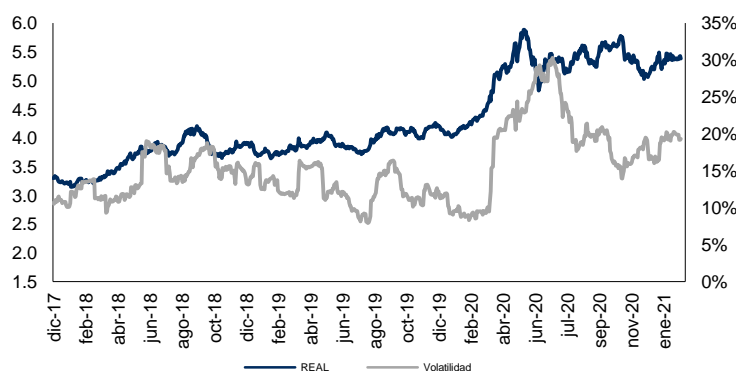
**Yen Japonés (¥)** Cierre: 105.44 Volat: 4.5%



**Libra Esterlina (£)** Cierre: 0.71 Volat: 6.1%



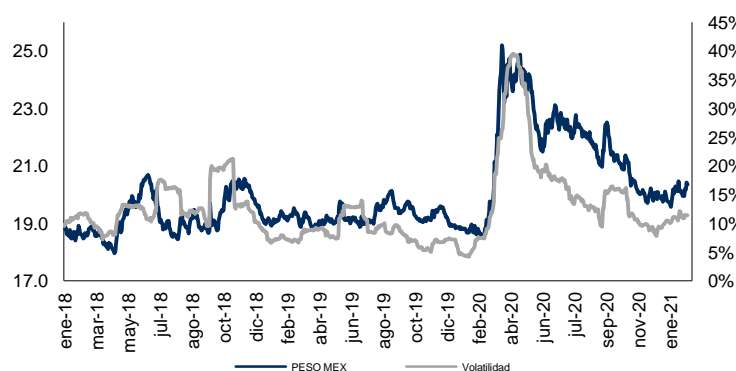
**Real Brasileño** Cierre: 5.38 Volat: 19.3%



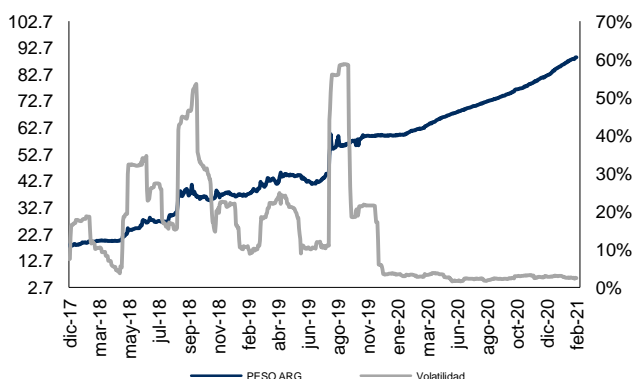
**Dólar Canadiense** Cierre: 1.26 Volat: 6.5%



**Peso Mexicano** Cierre: 20.35 Volat: 11.4%



**Peso Argentino** Cierre: 89.06 Volat: 2.5%



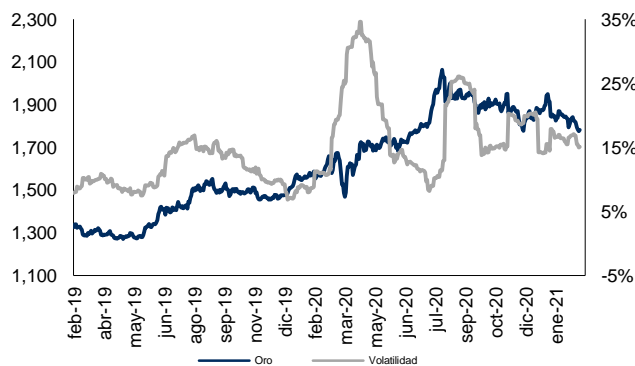
Moneda	Ultimo	7d	30d	Acumulado
Euro	0.83	0.00%	0.09%	-0.83%
Yen	105.44	-0.47%	-1.81%	-2.05%
Libra	0.71	1.11%	2.59%	2.48%
Real	5.38	-0.23%	-1.68%	-3.51%
Dólar Can	1.26	0.60%	0.07%	0.85%
Peso Mex	20.35	-1.94%	-3.84%	-2.26%
Peso Arg	89.06	-0.68%	-3.05%	-5.59%

Cifras al 19 de febrero de 2021. Cotizaciones con respecto al USD.

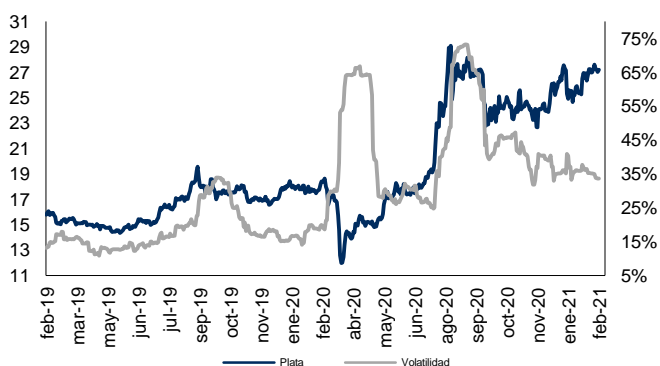


# Monitor de Metales y Otros Commodities

**Oro (USD / T. Oz.)** Cierre: 1,781.648 Volat: 15.1%



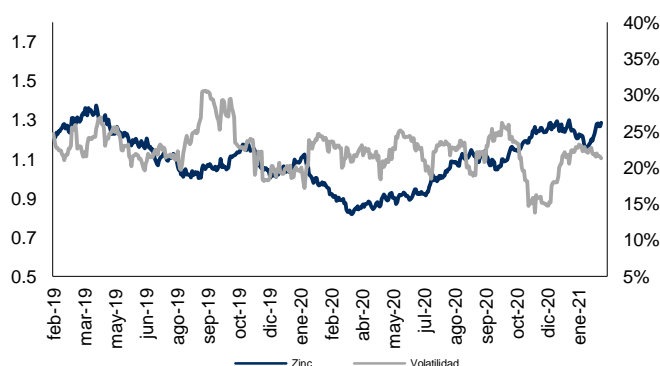
**Plata (USD / T. Oz.)** Cierre: 27.190 Volat: 33.7%



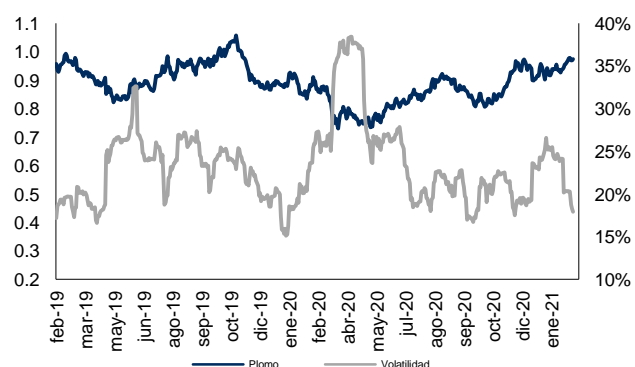
**Cobre (USD / libra)** Cierre: 3.889 Volat: 18.5%



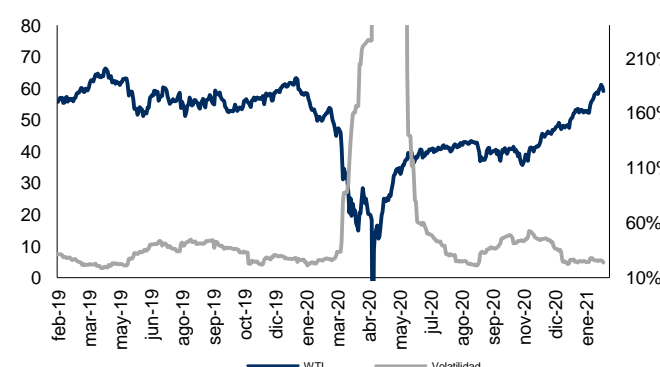
**Zinc (USD / libra)** Cierre: 1.286 Volat: 21.3%



**Plomo (USD / libra)** Cierre: 0.954 Volat: 17.9%



**WTI (USD / barril)** Cierre: 59.14 Volat: 23.5%



**Acero (Indice)** Cierre: 425.867 Volat: 15.9%



Metal	Ultimo	7d	30d	Acumulado
Oro	1781.65	-2.21%	-4.77%	-6.14%
Plata	27.19	-0.40%	5.18%	3.10%
Cobre	3.89	3.43%	7.82%	9.44%
Plomo	0.95	0.46%	5.40%	6.19%
Zinc	1.29	2.31%	6.49%	2.55%
WTI	59.14	-0.64%	11.21%	22.27%
Acero	425.87	4.46%	8.78%	11.51%

