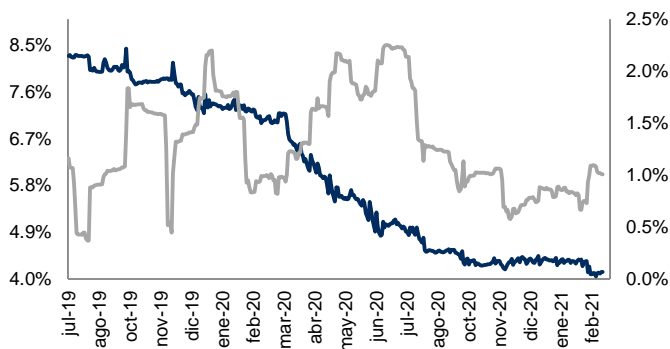


Monitor de Mercados Financieros

ABs y Volatilidad

Cierre: 4.1%

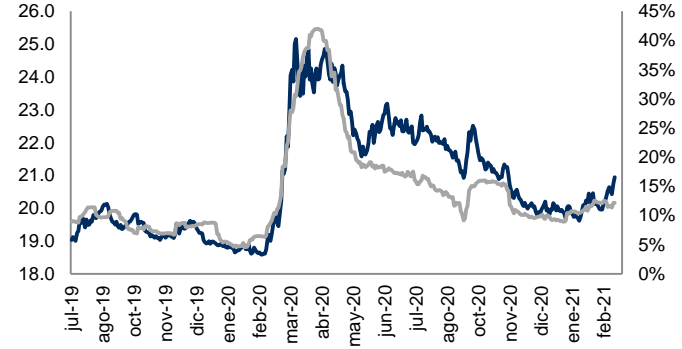
Volat: 1.0%



Tipo Cambio y Volatilidad

Cierre: 20,9440

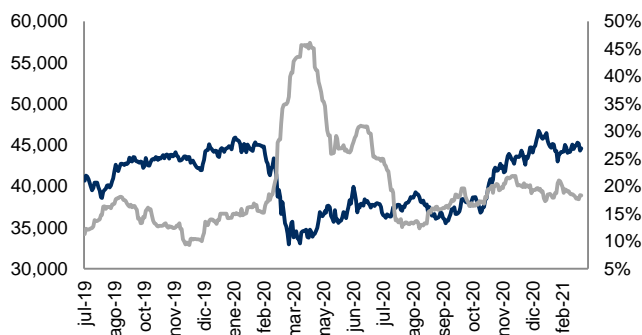
Volat: 12.2%



IPC y Volatilidad

Cierre: 44,592.91

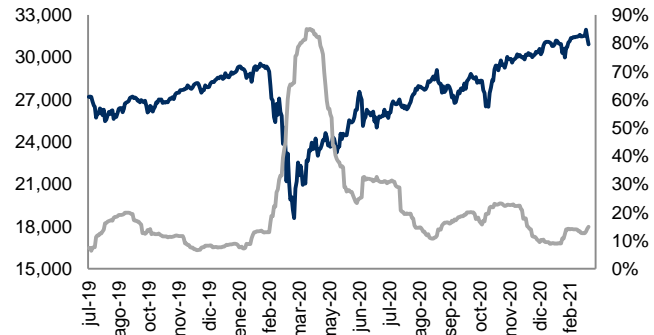
Volat: 18.3%



DJI y Volatilidad

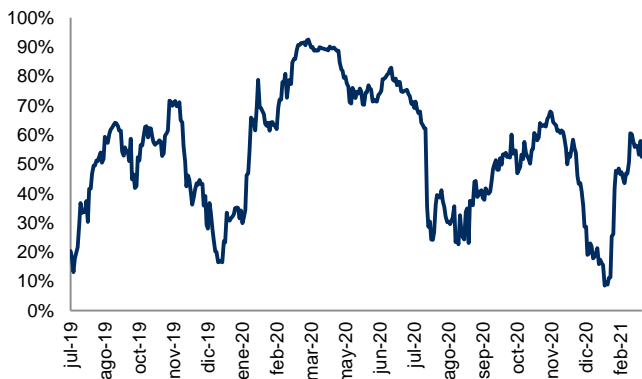
Cierre: 30,932.37

Volat: 14.9%



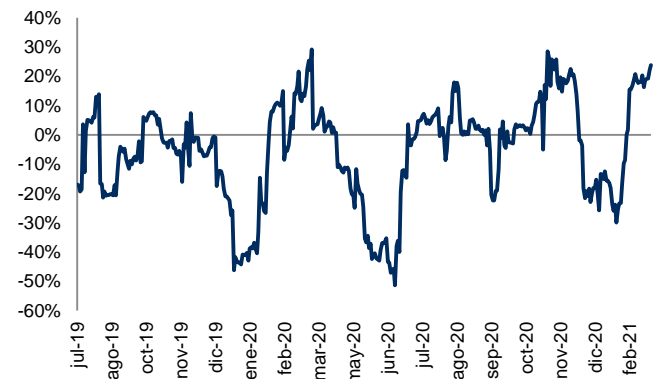
Correlación entre IPC y DJI

Correl: 52.5%



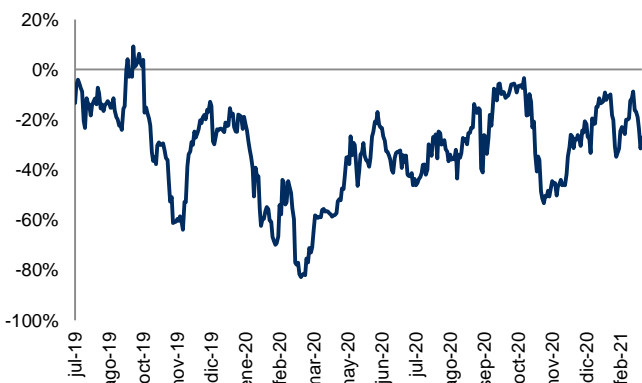
Correlación entre Tipo Cambio y ABs

Correl: 23.8%



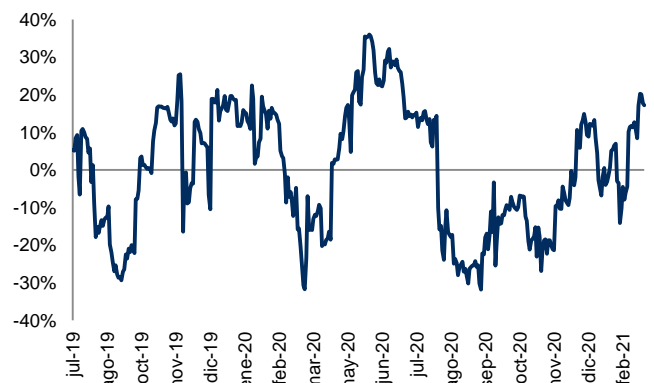
Correlación entre IPC y Tipo Cambio

Correl: -27.1%



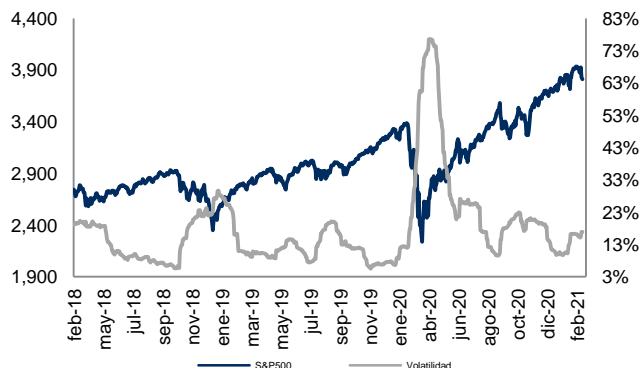
Correlación entre IPC y Abs

Correl: 17.1%

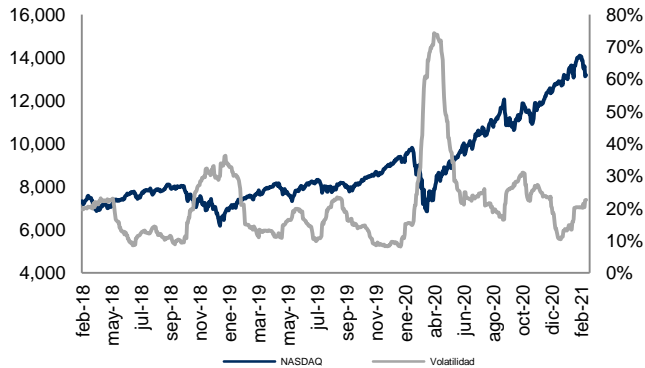


Monitor de Mercados

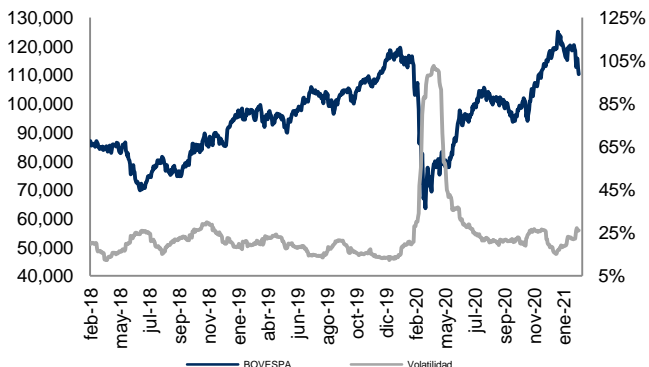
S&P-500 (EE.UU.) Cierre: 3,811.15 Volat: 16.9%



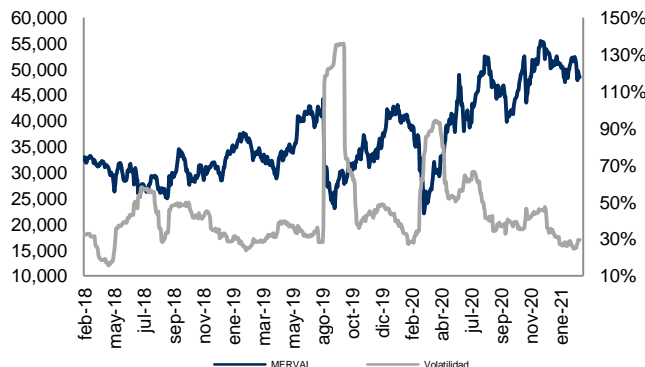
NASDAQ (EE.UU.) Cierre: 13,192.34 Volat: 22.6%



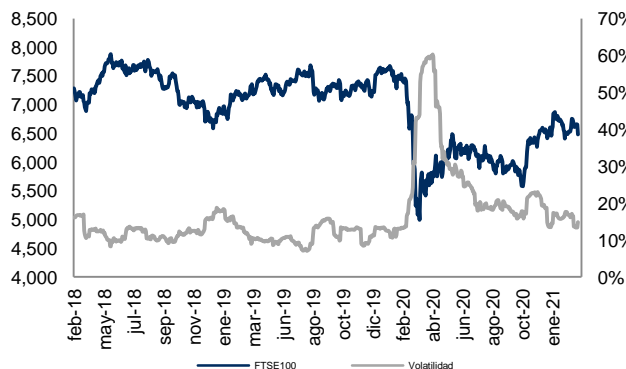
BOVESPA (Sao Paulo) Cierre: 110,217.87 Volat: 26.2%



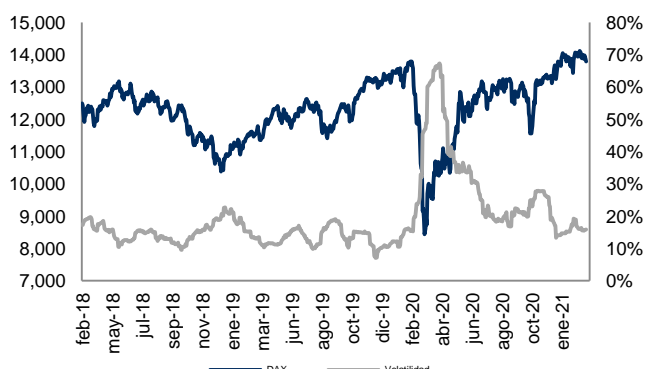
MERVAL (Buenos Aires) Cierre: 48,432.27 Volat: 29.5%



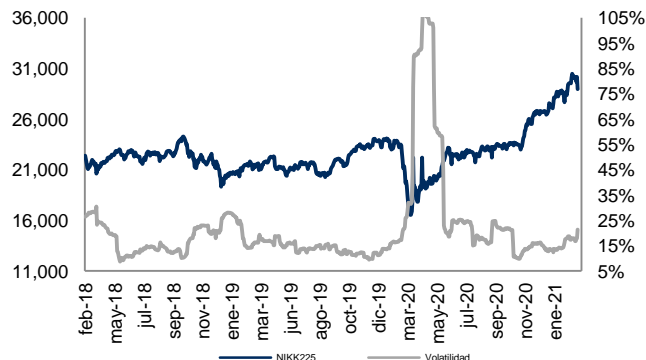
FTSE-100 (Londres) Cierre: 6,483.43 Volat: 14.8%



DAX (Frankfurt) Cierre: 13,786.29 Volat: 15.9%



NIKKEI-225 (Tokio) Cierre: 28,966.01 Volat: 21.4%



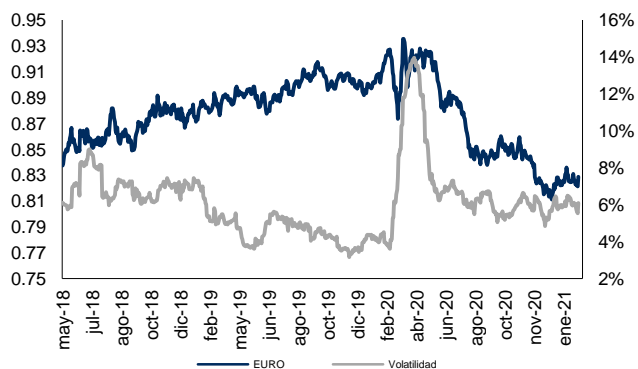
Índice	Rend. 7d	Rend. 30d	Rend. Año
S&P-500	-2.45%	1.61%	1.47%
NASDAQ	-4.92%	-0.59%	2.36%
BOVESPA	-10.52%	-8.02%	-14.08%
MERVAL	-5.83%	-6.00%	-11.50%
FTSE100	-2.58%	0.53%	2.37%
DAX	-1.88%	0.87%	-0.74%
NIKK225	-4.51%	-1.17%	2.31%
IPC	-2.75%	-2.25%	-3.77%
DJI	-1.78%	2.08%	1.06%
CAC40	-1.62%	4.11%	1.47%
HANGSENG	-5.47%	-1.14%	6.70%
TSE300	-2.45%	4.37%	3.74%
IBEX	0.49%	4.39%	0.62%

Cifras al 26 de febrero de 2021. Índices en USD.

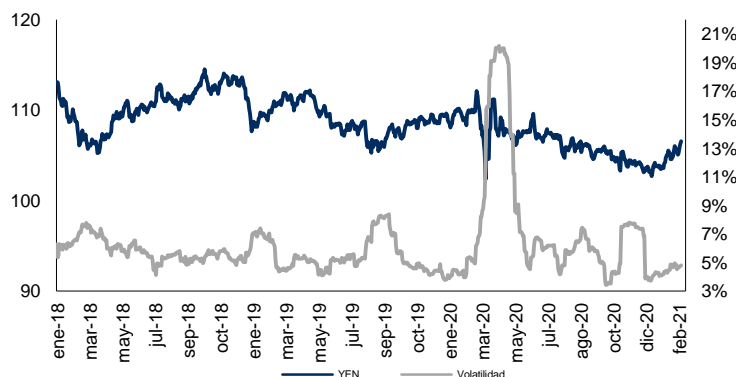


Monitor de Divisas

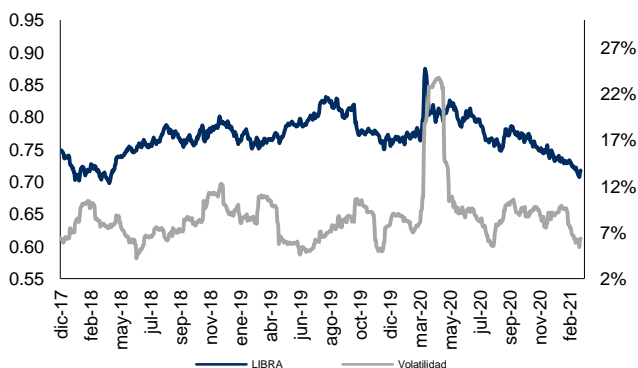
Euro (€) Cierre: 0.83 Volat: 6.1%



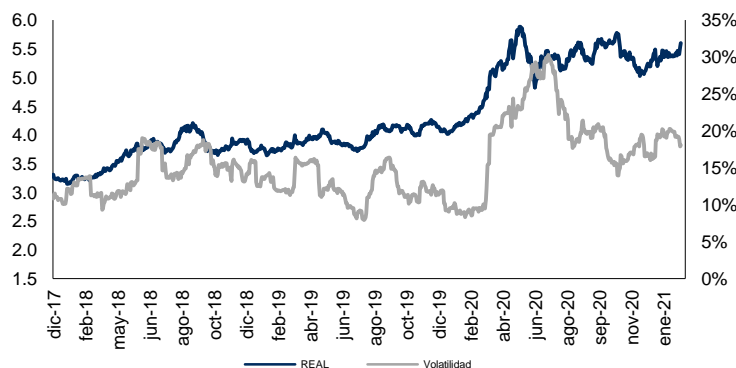
Yen Japonés (¥) Cierre: 106.55 Volat: 4.8%



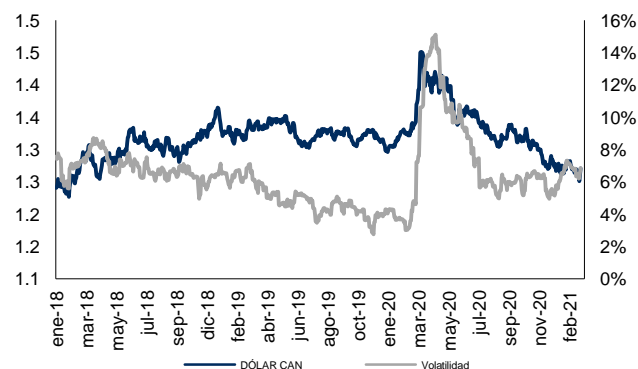
Libra Esterlina (£) Cierre: 0.72 Volat: 6.3%



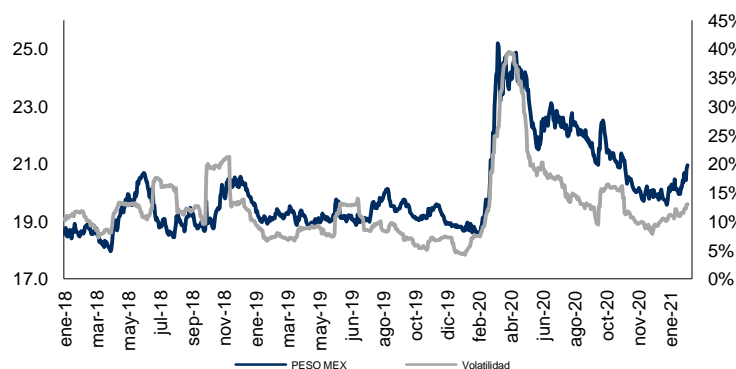
Real Brasileño Cierre: 5.60 Volat: 18.1%



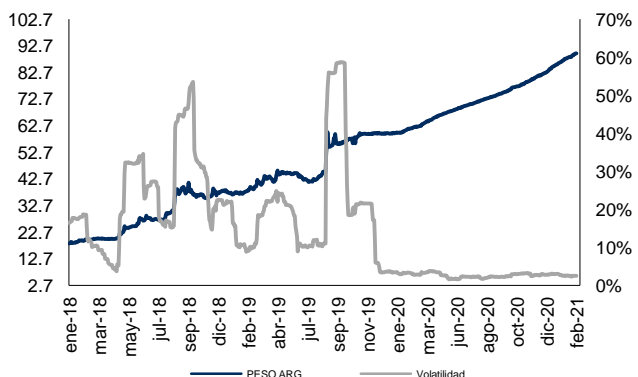
Dólar Canadiense Cierre: 1.27 Volat: 6.9%



Peso Mexicano Cierre: 20.96 Volat: 13.0%



Peso Argentino Cierre: 89.82 Volat: 2.5%



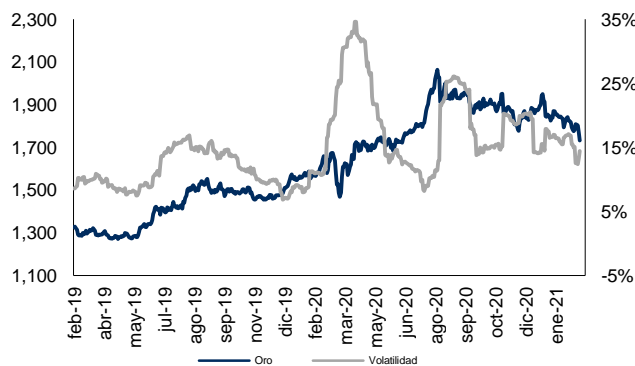
Moneda	Ultimo	7d	30d	Acumulado
Euro	0.83	-0.40%	-0.34%	-1.23%
Yen	106.55	-1.04%	-2.30%	-3.07%
Libra	0.72	-0.46%	1.83%	2.00%
Real	5.60	-3.85%	-3.29%	-7.23%
Dólar Can	1.27	-0.70%	0.69%	0.14%
Peso Mex	20.96	-2.89%	-3.71%	-5.09%
Peso Arg	89.82	-0.85%	-3.02%	-6.39%

Cifras al 26 de febrero de 2021. Cotizaciones con respecto al USD.

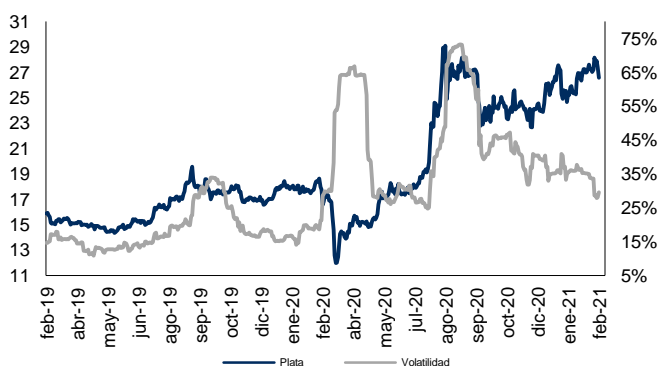


Monitor de Metales y Otros Commodities

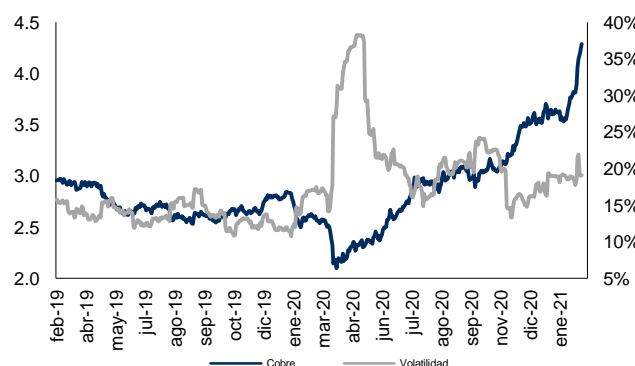
Oro (USD / T. Oz.) Cierre: 1,732.102 Volat: 14.4%



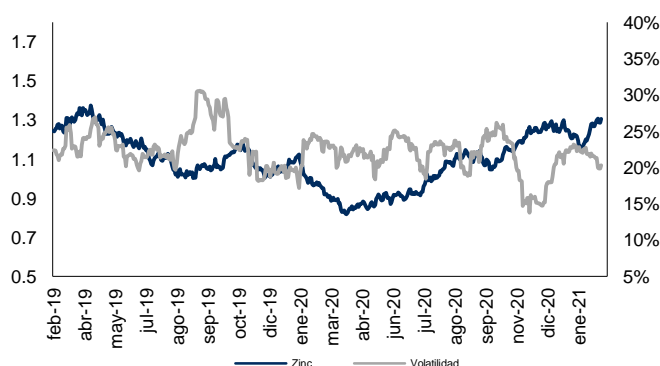
Plata (USD / T. Oz.) Cierre: 26.561 Volat: 29.6%



Cobre (USD / libra) Cierre: 4.289 Volat: 19.1%



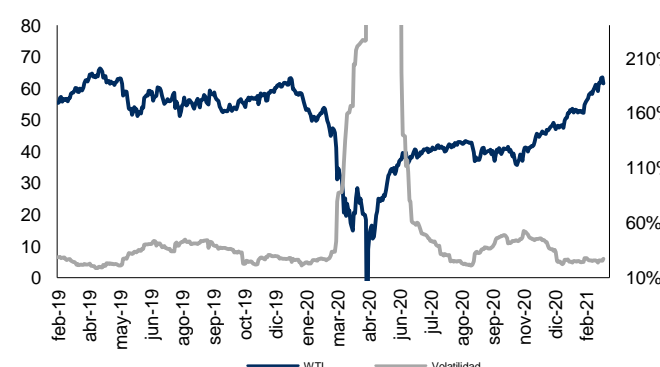
Zinc (USD / libra) Cierre: 1.306 Volat: 20.3%



Plomo (USD / libra) Cierre: 0.973 Volat: 16.0%



WTI (USD / barril) Cierre: 61.58 Volat: 27.1%



Acero (Indice) Cierre: 426.473 Volat: 18.2%



Metal	Ultimo	7d	30d	Acumulado
Oro	1732.10	-2.78%	-6.03%	-8.75%
Plata	26.56	-2.31%	5.15%	0.72%
Cobre	4.29	10.30%	18.10%	20.71%
Plomo	0.97	2.01%	4.06%	8.32%
Zinc	1.31	1.53%	9.34%	4.12%
WTI	61.58	4.13%	16.56%	27.31%
Acero	426.47	0.14%	10.83%	11.67%

