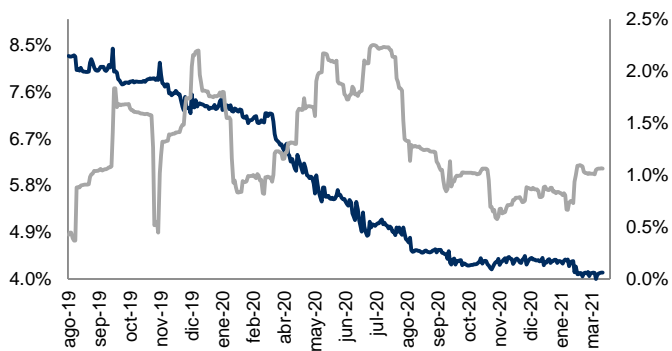
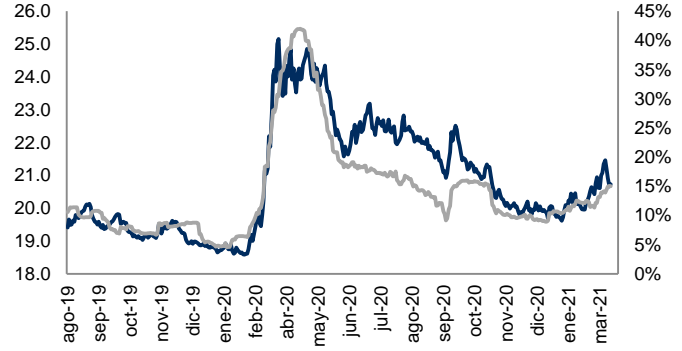


Monitor de Mercados Financieros

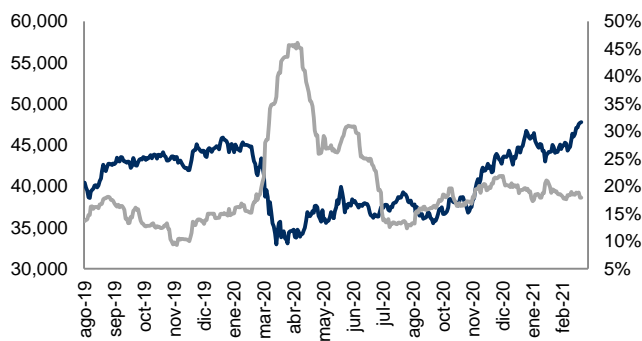
ABs y Volatilidad Cierre: 4.1% Volat: 1.1%



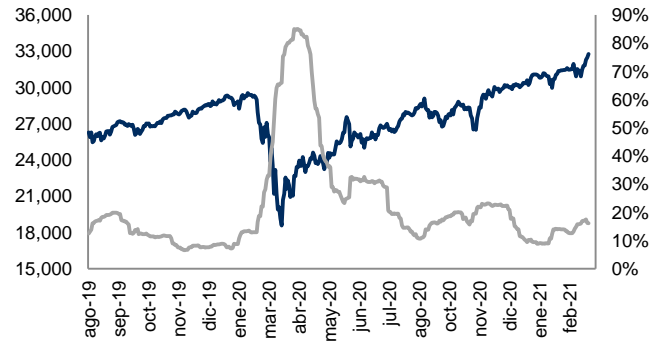
Tipo Cambio y Volatilidad Cierre: 20.7240 Volat: 15.0%



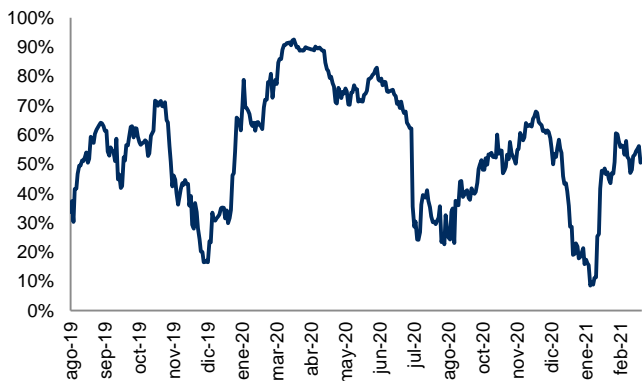
IPC y Volatilidad Cierre: 47,769.87 Volat: 17.9%



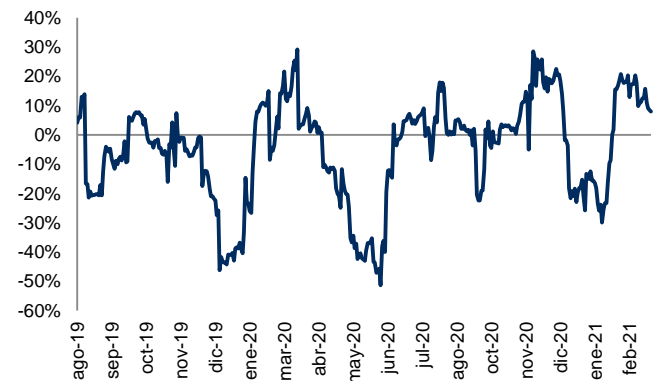
DJI y Volatilidad Cierre: 32,778.64 Volat: 16.2%



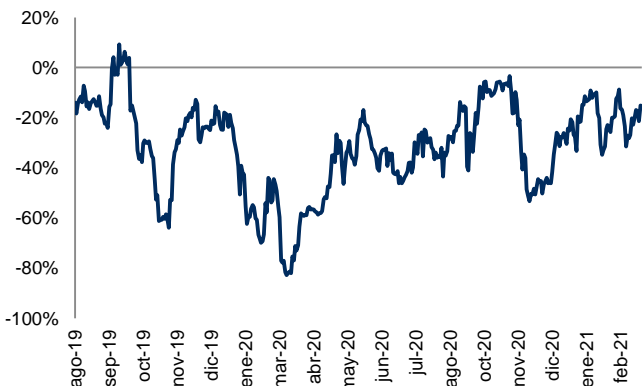
Correlación entre IPC y DJI Correl: 51.0%



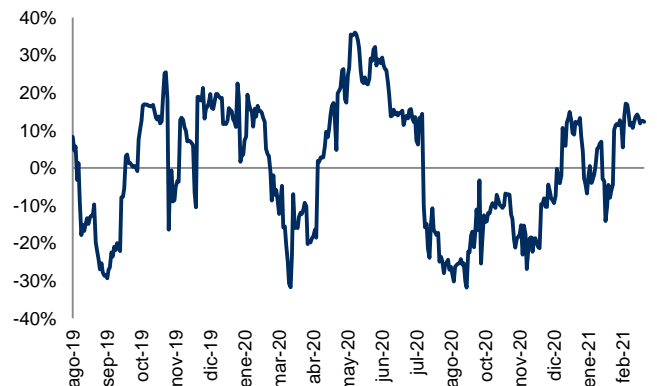
Correlación entre Tipo Cambio y ABs Correl: 8.0%



Correlación entre IPC y Tipo Cambio Correl: -15.4%

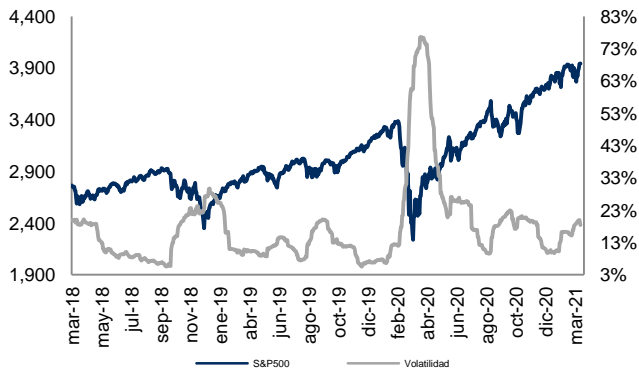


Correlación entre IPC y Abs Correl: 12.2%

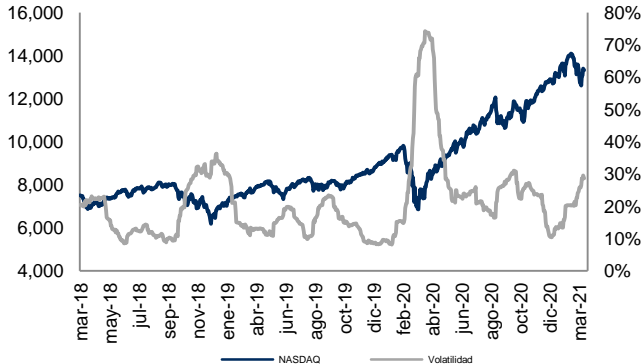


Monitor de Mercados

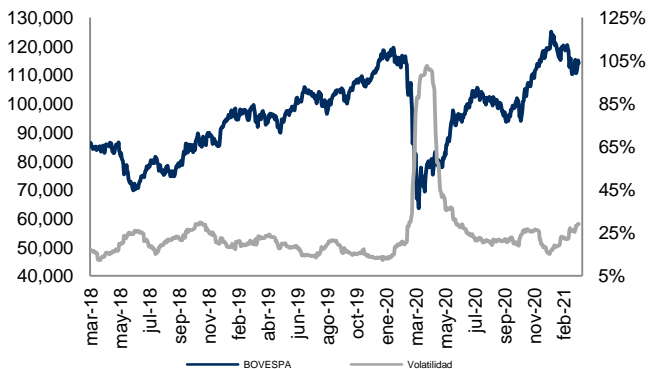
S&P-500 (EE.UU.) Cierre: 3,943.34 Volat: 18.4%



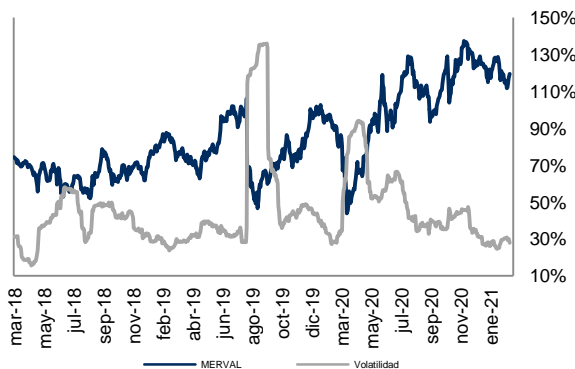
NASDAQ (EE.UU.) Cierre: 13,319.87 Volat: 28.7%



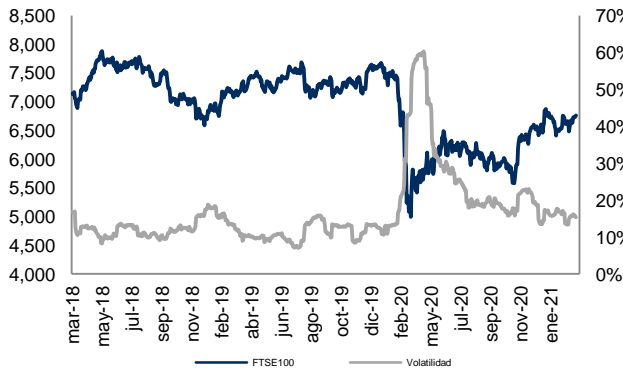
BOVESPA (Sao Paulo) Cierre: 114,160.40 Volat: 29.1%



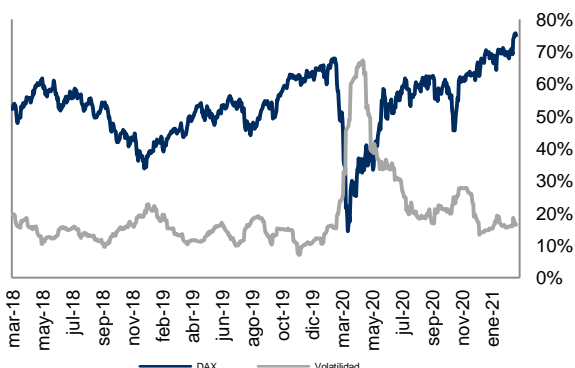
MERVAL (Buenos Aires) Cierre: 49,070.98 Volat: 27.8%



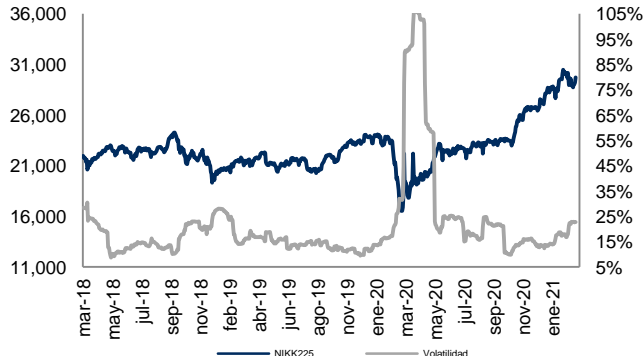
FTSE-100 (Londres) Cierre: 6,761.47 Volat: 15.4%



DAX (Frankfurt) Cierre: 14,502.39 Volat: 16.5%



NIKKEI-225 (Tokio) Cierre: 29,717.83 Volat: 22.7%



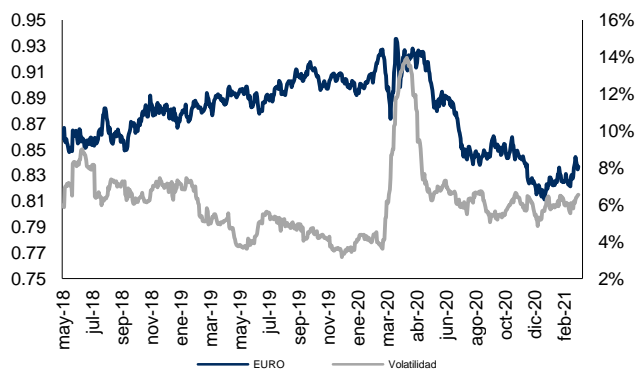
Índice	Rend. 7d	Rend. 30d	Rend. Año
S&P-500	2.64%	0.86%	4.99%
NASDAQ	3.09%	-4.67%	3.35%
BOVESPA	1.58%	-6.49%	-10.27%
MERVAL	3.18%	-8.04%	-11.28%
FTSE100	2.59%	4.31%	6.63%
DAX	4.48%	2.67%	3.41%
NIKK225	2.31%	-3.57%	2.57%
IPC	5.81%	3.12%	3.86%
DJI	4.07%	4.27%	7.10%
CAC40	4.87%	5.17%	6.55%
HANGSENG	-1.20%	-4.45%	5.73%
TSE300	3.94%	3.91%	10.30%
IBEX	4.62%	5.72%	4.74%

Cifras al 12 de marzo de 2021. Índices en USD.

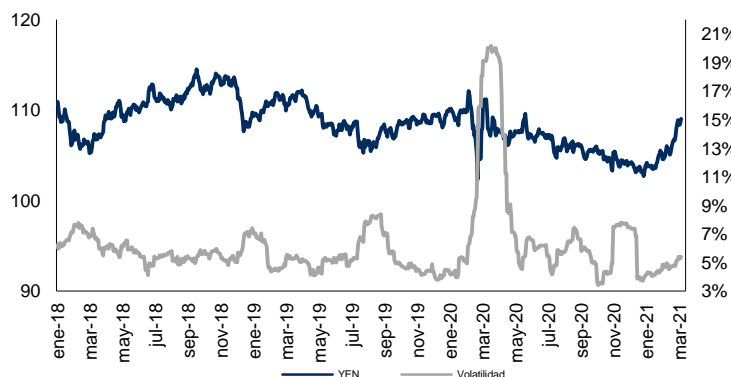


Monitor de Divisas

Euro (€) Cierre: 0.84 Volat: 6.5%



Yen Japonés (¥) Cierre: 109.03 Volat: 5.4%



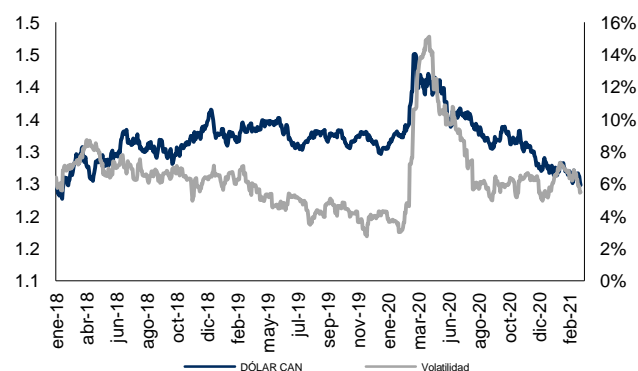
Libra Esterlina (£) Cierre: 0.72 Volat: 6.1%



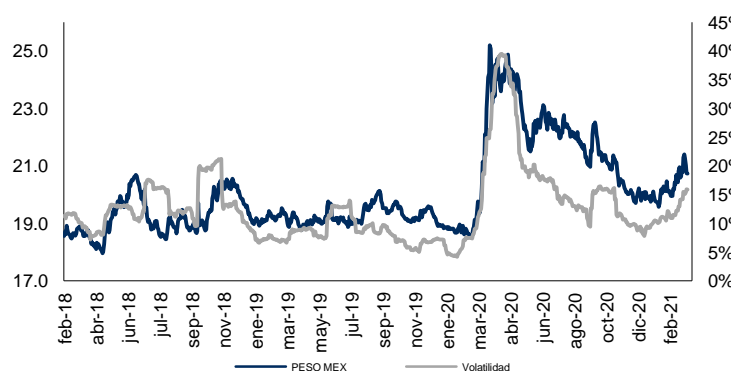
Real Brasileño Cierre: 5.55 Volat: 19.0%



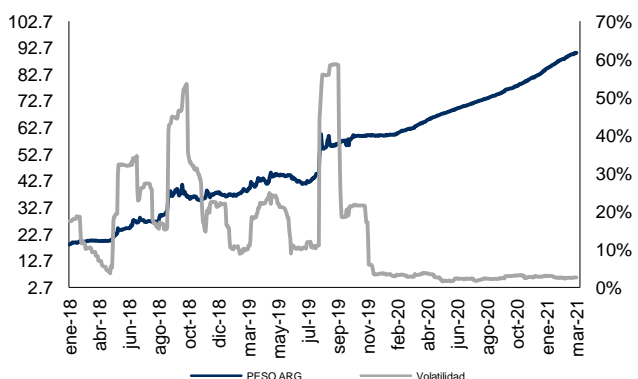
Dólar Canadiense Cierre: 1.25 Volat: 5.5%



Peso Mexicano Cierre: 20.74 Volat: 15.9%



Peso Argentino Cierre: 90.78 Volat: 2.6%



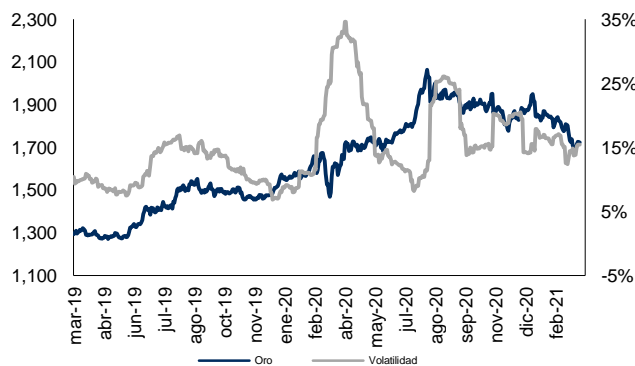
Moneda	Ultimo	7d	30d	Acumulado
Euro	0.84	0.29%	-1.36%	-2.18%
Yen	109.03	-0.62%	-4.07%	-5.27%
Libra	0.72	0.60%	0.65%	1.89%
Real	5.55	2.50%	-2.99%	-6.45%
Dólar Can	1.25	1.35%	1.74%	2.00%
Peso Mex	20.74	2.64%	-3.32%	-4.07%
Peso Arg	90.78	-0.66%	-2.67%	-7.38%

Cifras al 12 de marzo de 2021. Cotizaciones con respecto al USD.

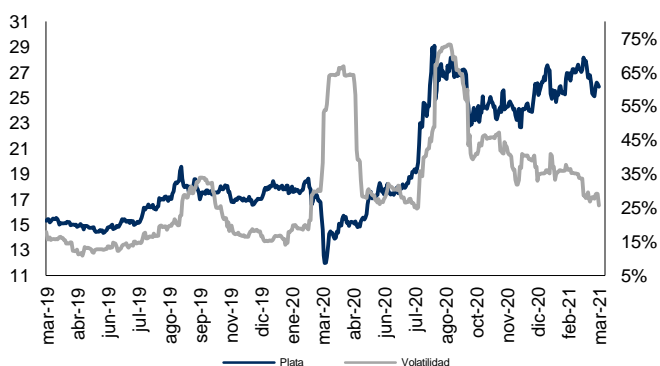


Monitor de Metales y Otros Commodities

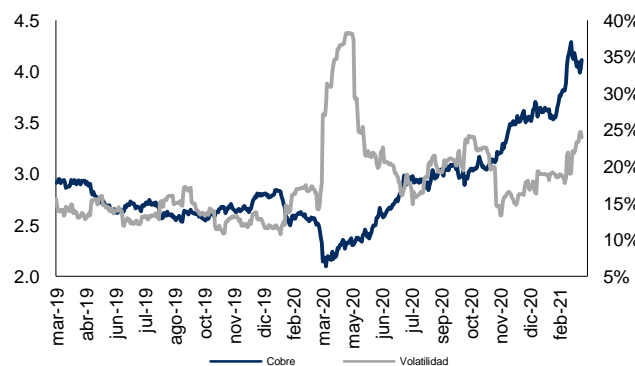
Oro (USD / T. Oz.) Cierre: 1,723.960 Volat: 15.4%



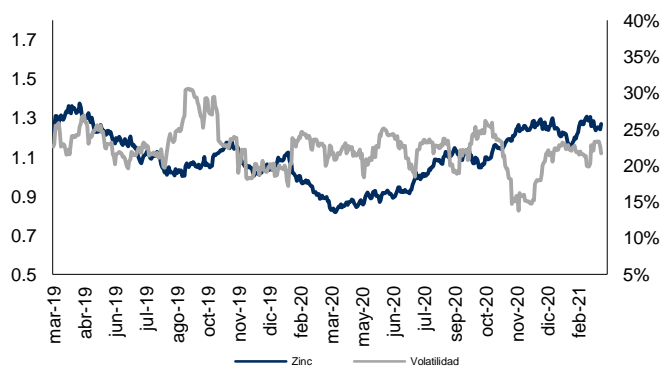
Plata (USD / T. Oz.) Cierre: 25.862 Volat: 25.7%



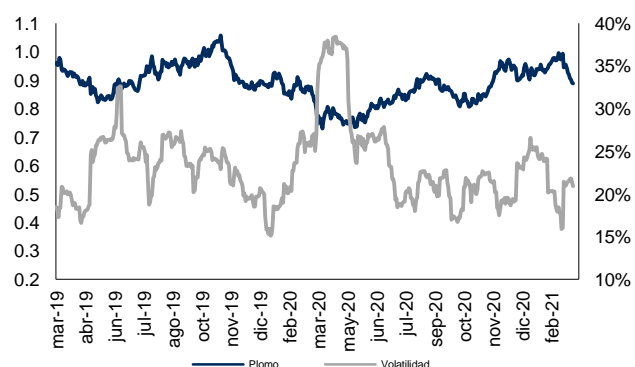
Cobre (USD / libra) Cierre: 4.114 Volat: 24.0%



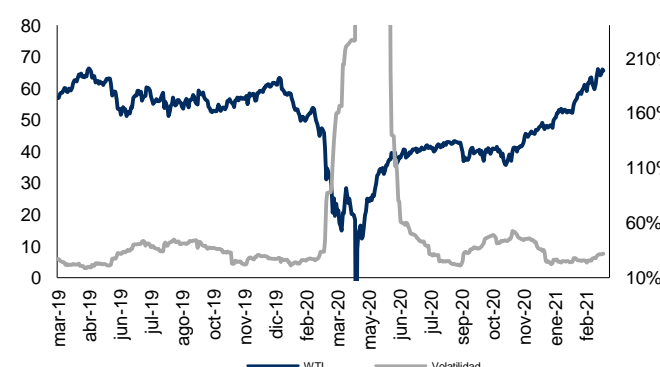
Zinc (USD / libra) Cierre: 1.269 Volat: 21.6%



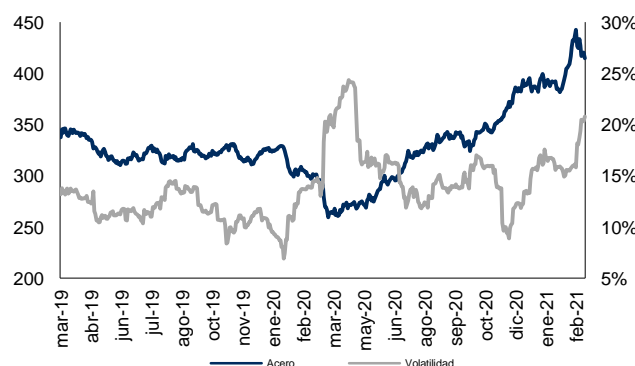
Plomo (USD / libra) Cierre: 0.868 Volat: 20.9%



WTI (USD / barril) Cierre: 65.62 Volat: 31.7%



Acero (Indice) Cierre: 422.158 Volat: 21.1%



Metal	Ultimo	7d	30d	Acumulado
Oro	1723.96	1.37%	-6.42%	-9.17%
Plata	25.86	2.67%	-4.15%	-1.93%
Cobre	4.11	1.53%	11.17%	15.76%
Plomo	0.87	-4.14%	-7.40%	-3.33%
Zinc	1.27	2.57%	4.53%	1.22%
WTI	65.62	-0.74%	11.77%	35.66%
Acero	422.16	0.81%	4.30%	10.54%