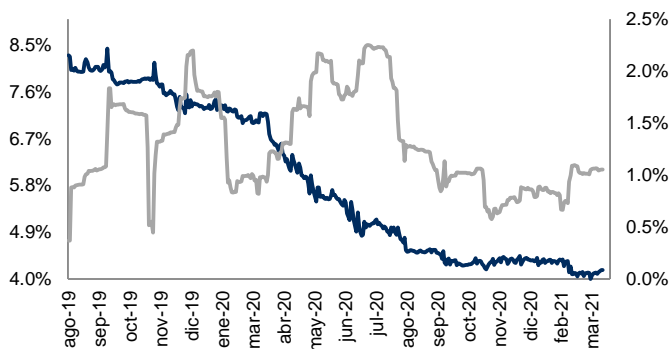
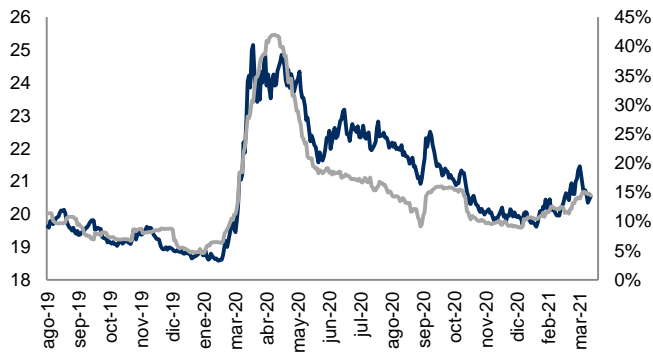


Monitor de Mercados Financieros

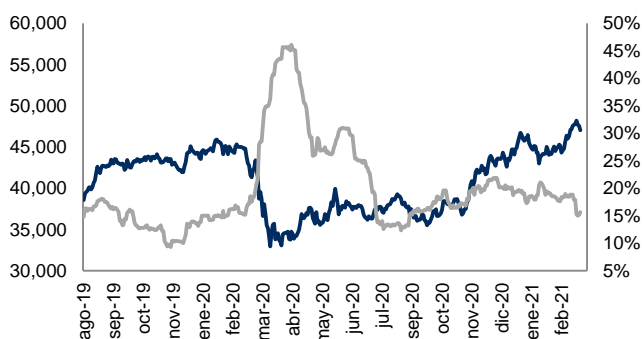
ABs y Volatilidad Cierre: 4.2% Volat: 1.1%



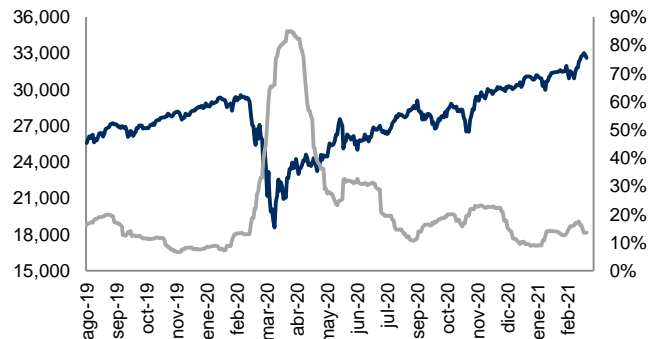
Tipo Cambio y Volatilidad Cierre: 20.5400 Volat: 14.4%



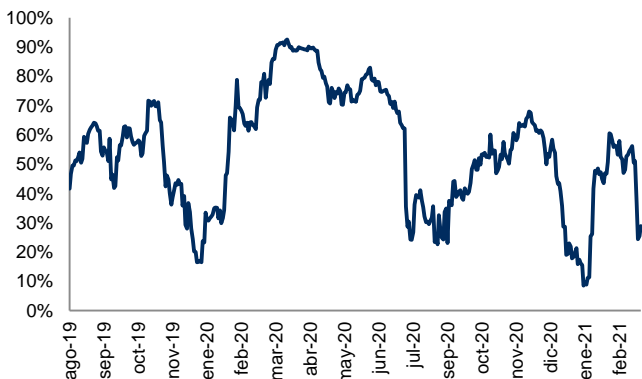
IPC y Volatilidad Cierre: 47,028.04 Volat: 15.6%



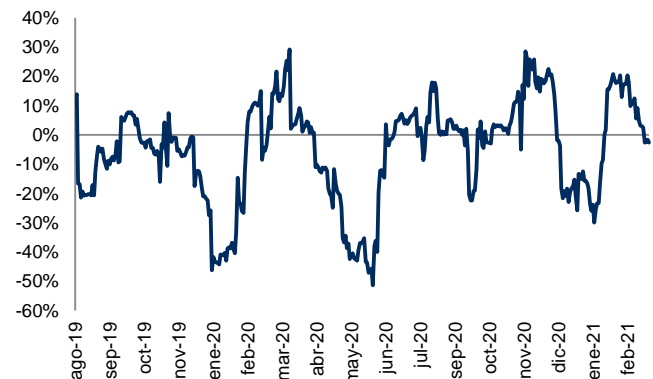
DJI y Volatilidad Cierre: 32,627.97 Volat: 13.6%



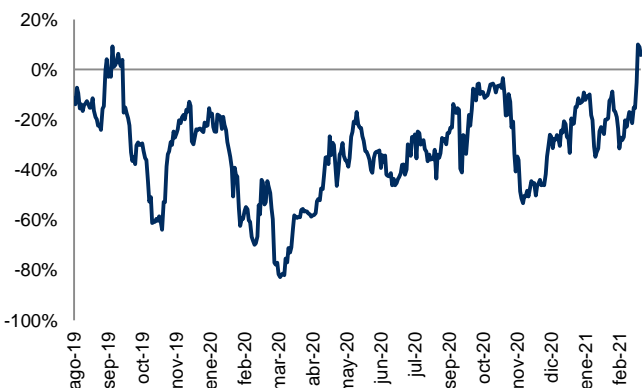
Correlación entre IPC y DJI Correl: 28.8%



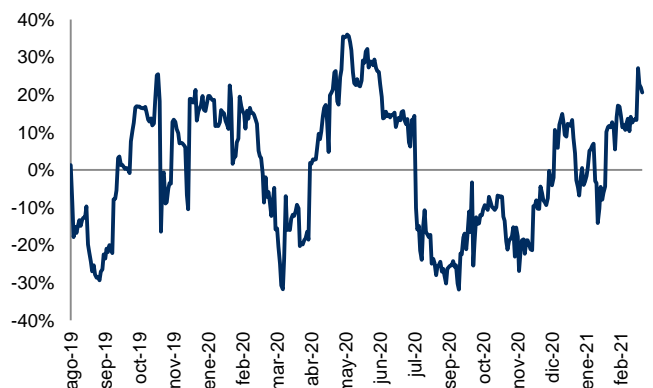
Correlación entre Tipo Cambio y ABs Correl: -2.6%



Correlación entre IPC y Tipo Cambio Correl: 5.8%

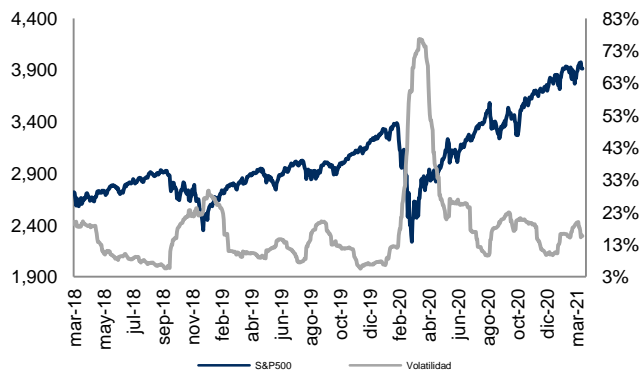


Correlación entre IPC y Abs Correl: 20.6%

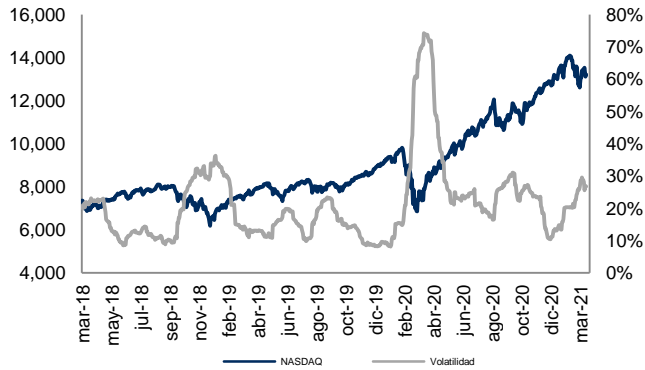


Monitor de Mercados

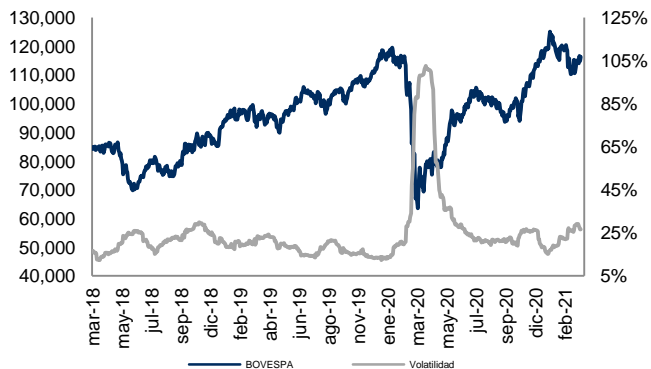
S&P-500 (EE.UU.) Cierre: 3,913.10 Volat: 15.6%



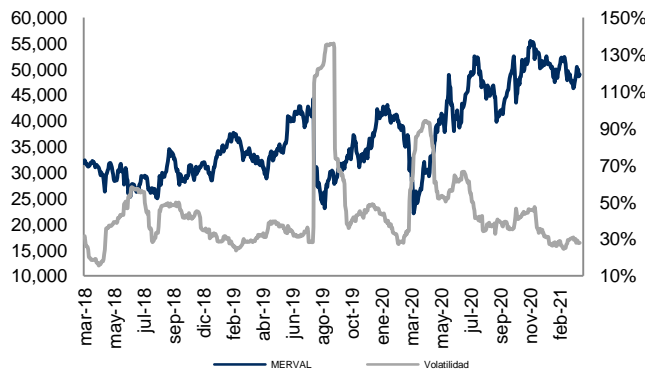
NASDAQ (EE.UU.) Cierre: 13,215.24 Volat: 26.8%



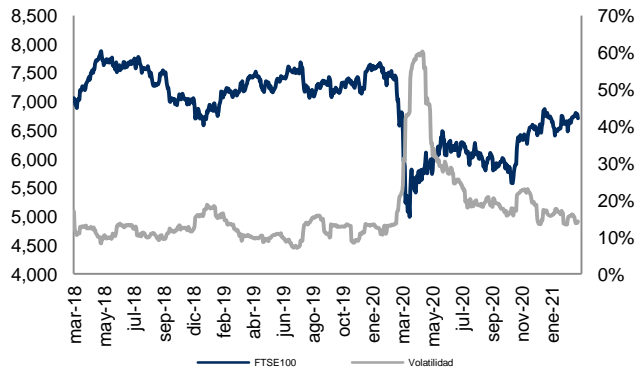
BOVESPA (Sao Paulo) Cierre: 116,221.58 Volat: 26.6%



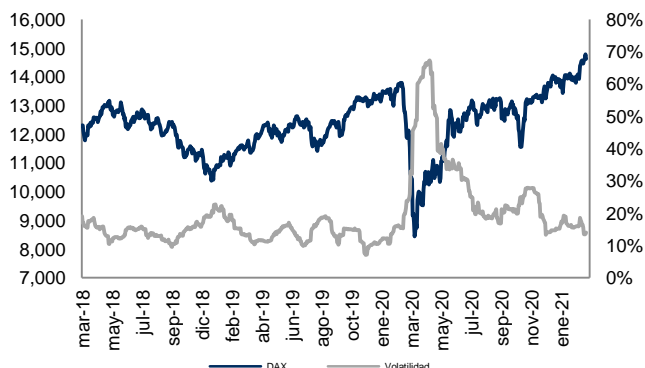
MERVAL (Buenos Aires) Cierre: 48,976.00 Volat: 27.9%



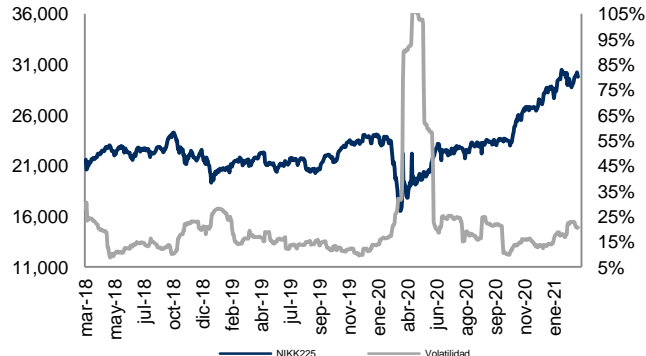
FTSE-100 (Londres) Cierre: 6,708.71 Volat: 14.2%



DAX (Frankfurt) Cierre: 14,621.00 Volat: 14.0%



NIKKEI-225 (Tokio) Cierre: 29,792.05 Volat: 20.6%



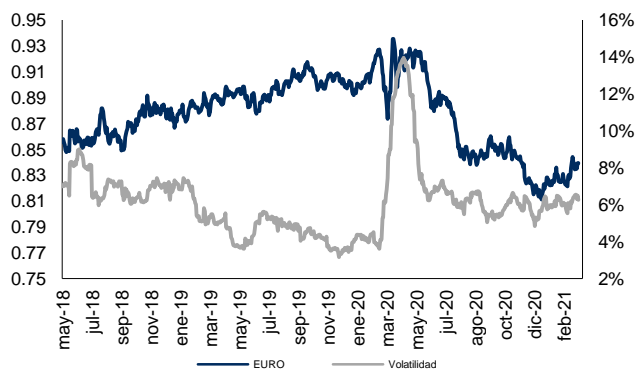
Índice	Rend. 7d	Rend. 30d	Rend. Año
S&P-500	-0.77%	-0.46%	4.18%
NASDAQ	-0.79%	-5.92%	2.54%
BOVESPA	1.65%	-6.04%	-8.79%
MERVAL	-0.74%	-8.91%	-11.93%
FTSE100	-0.75%	0.48%	5.83%
DAX	0.51%	4.06%	3.93%
NIKK225	0.39%	-4.39%	2.97%
IPC	-0.31%	2.64%	3.54%
DJI	-0.46%	3.21%	6.60%
CAC40	-1.11%	2.98%	5.36%
HANGSENG	0.84%	-6.89%	6.62%
TSE300	-0.06%	4.34%	10.24%
IBEX	-2.06%	3.51%	2.58%

Cifras al 19 de marzo de 2021. Índices en USD.

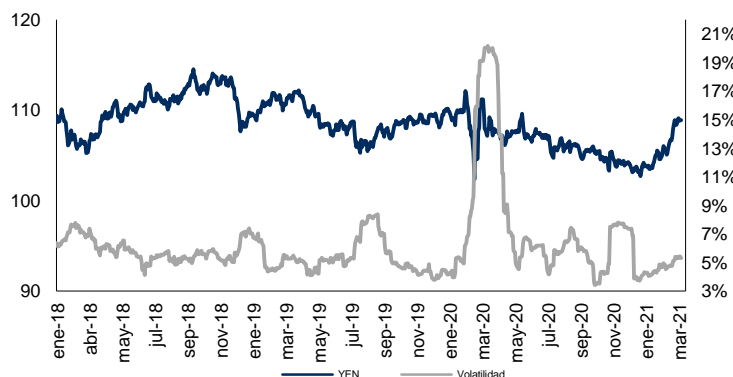


Monitor de Divisas

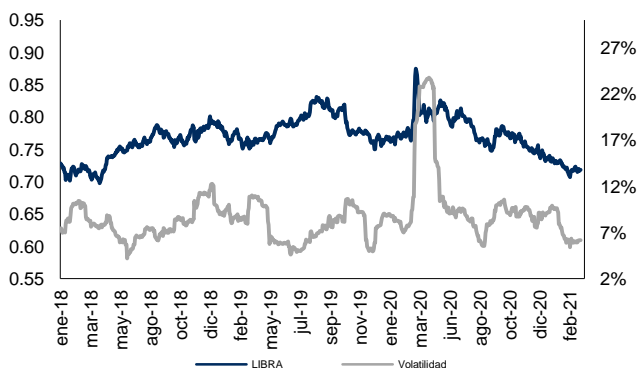
Euro (€) Cierre: 0.84 Volat: 6.3%



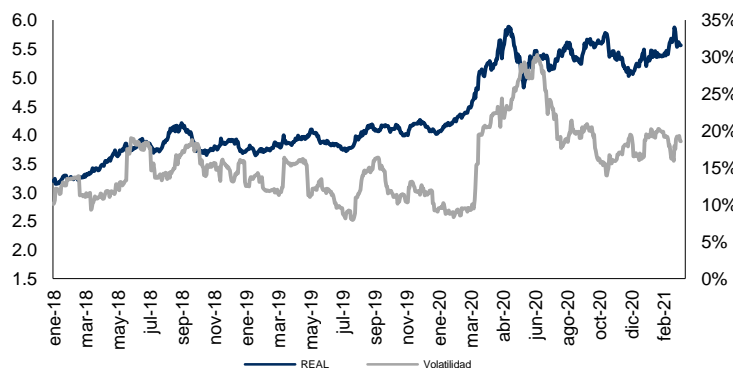
Yen Japonés (¥) Cierre: 108.88 Volat: 5.3%



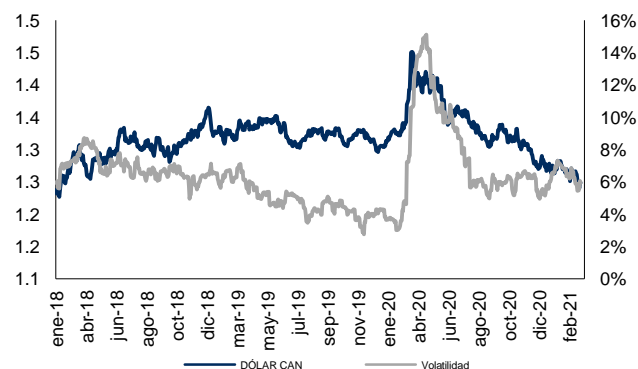
Libra Esterlina (£) Cierre: 0.72 Volat: 6.2%



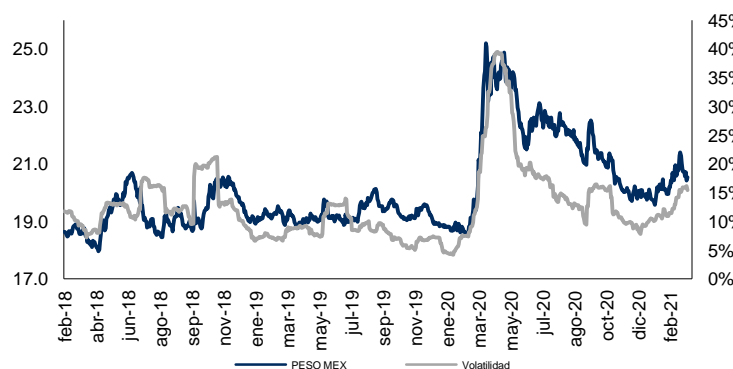
Real Brasileño Cierre: 5.56 Volat: 18.6%



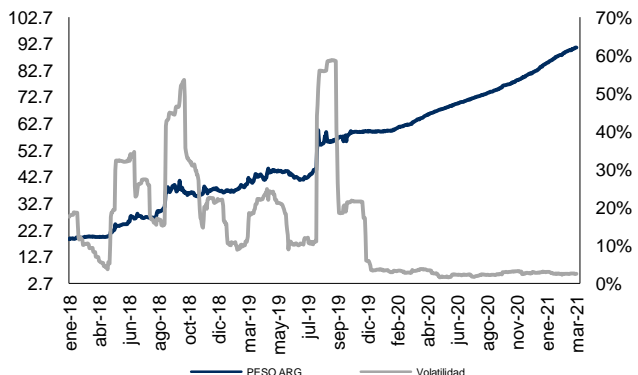
Dólar Canadiense Cierre: 1.25 Volat: 5.9%



Peso Mexicano Cierre: 20.53 Volat: 15.4%



Peso Argentino Cierre: 91.28 Volat: 2.5%



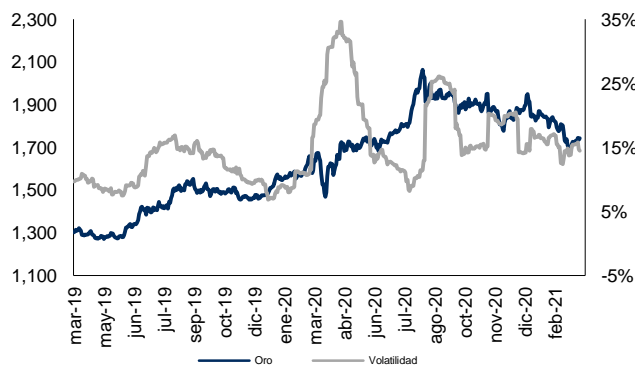
Moneda	Ultimo	7d	30d	Acumulado
Euro	0.84	-0.31%	-1.01%	-2.48%
Yen	108.88	0.14%	-2.78%	-5.14%
Libra	0.72	-0.03%	0.45%	1.86%
Real	5.56	-0.15%	-2.70%	-6.60%
Dólar Can	1.25	-0.04%	1.72%	1.96%
Peso Mex	20.53	1.02%	-1.72%	-3.09%
Peso Arg	91.28	-0.55%	-2.56%	-7.89%

Cifras al 19 de marzo de 2021. Cotizaciones con respecto al USD.

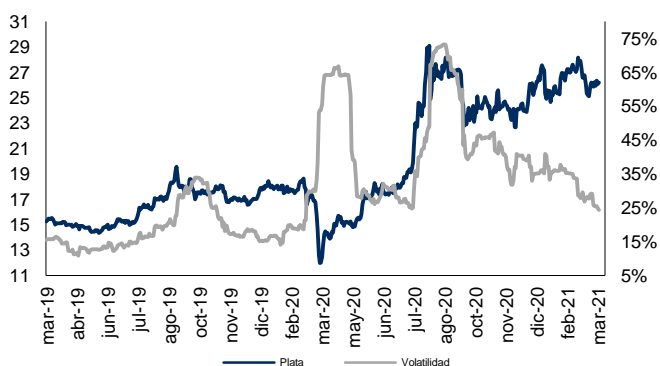


Monitor de Metales y Otros Commodities

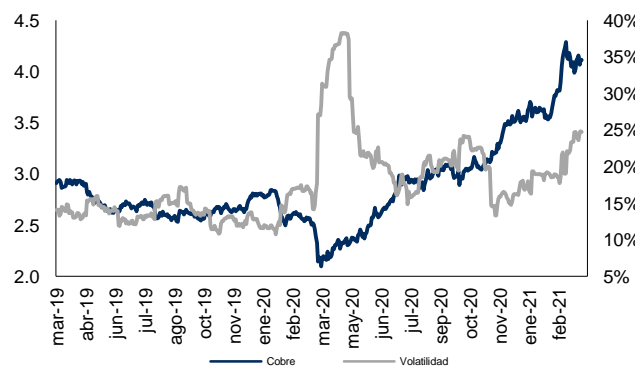
Oro (USD / T. Oz.) Cierre: 1,743.010 Volat: 14.5%



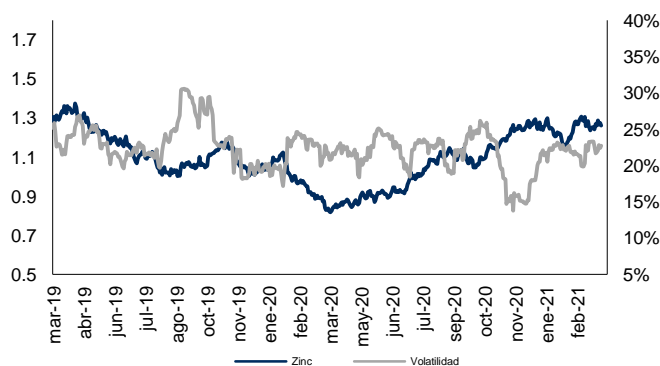
Plata (USD / T. Oz.) Cierre: 26.180 Volat: 24.4%



Cobre (USD / libra) Cierre: 4.113 Volat: 24.7%



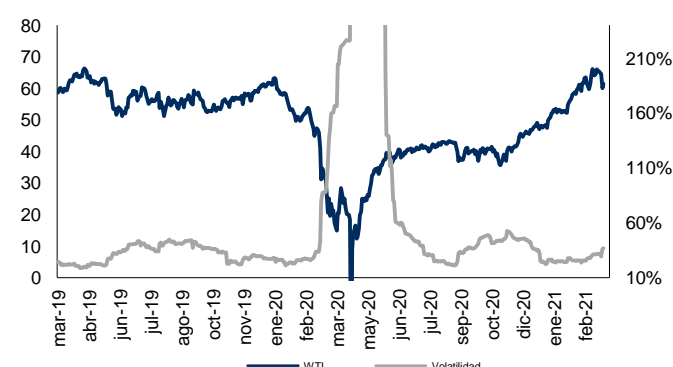
Zinc (USD / libra) Cierre: 1.261 Volat: 22.7%



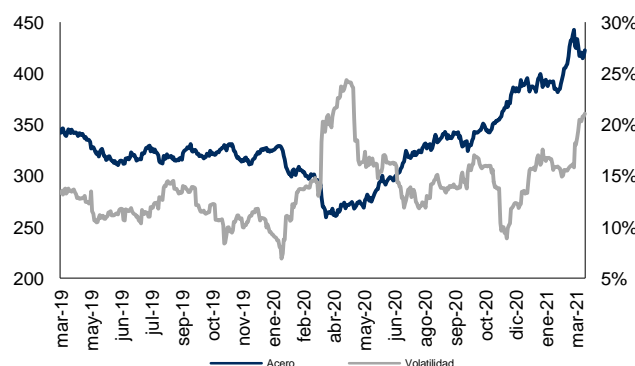
Plomo (USD / libra) Cierre: 0.861 Volat: 21.3%



WTI (USD / barril) Cierre: 61.46 Volat: 36.7%



Acero (Indice) Cierre: 428.508 Volat: 20.1%



Metal	Ultimo	7d	30d	Acumulado
Oro	1743.01	1.11%	-2.23%	-8.17%
Plata	26.18	1.23%	-3.71%	-0.73%
Cobre	4.11	-0.02%	7.90%	15.75%
Plomo	0.86	-0.82%	-9.36%	-4.13%
Zinc	1.26	-0.68%	-0.55%	0.53%
WTI	61.46	-6.34%	0.57%	27.06%
Acero	428.51	1.50%	4.71%	12.20%

