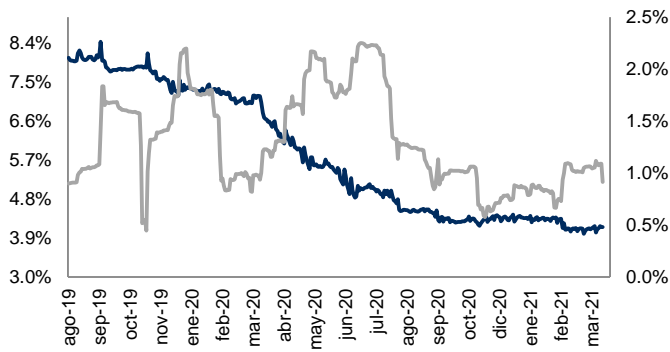


# Monitor de Mercados Financieros

**ABs y Volatilidad** Cierre: 4.1% Volat: 0.9%



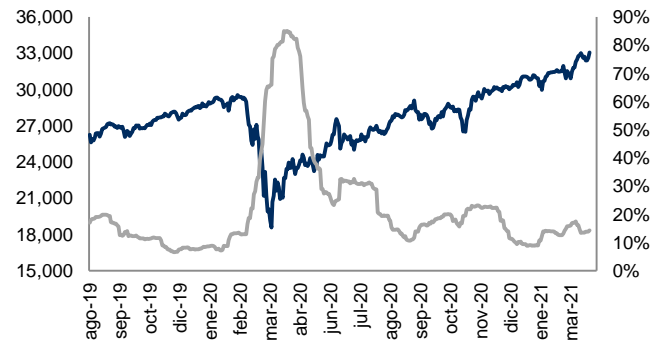
**Tipo Cambio y Volatilidad** Cierre: 20.5970 Volat: 14.4%



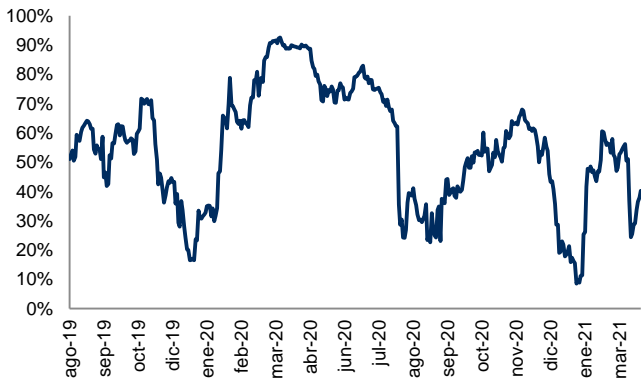
**IPC y Volatilidad** Cierre: 47,379.19 Volat: 14.5%



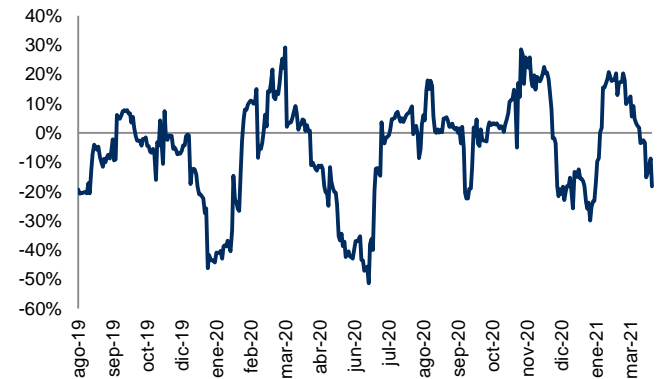
**DJI y Volatilidad** Cierre: 33,072.88 Volat: 14.4%



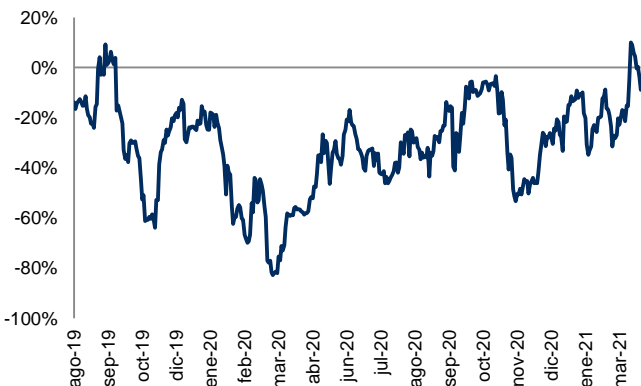
**Correlación entre IPC y DJI** Correl: 40.2%



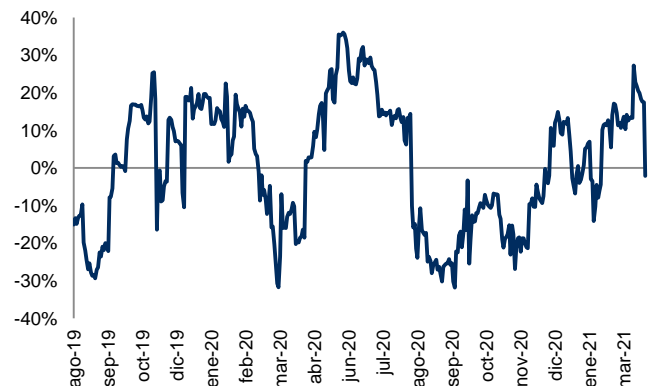
**Correlación entre Tipo Cambio y ABs** Correl: -18.3%



**Correlación entre IPC y Tipo Cambio** Correl: -8.9%

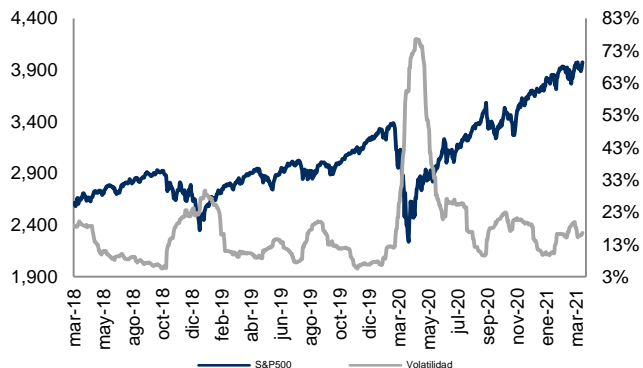


**Correlación entre IPC y Abs** Correl: -2.2%

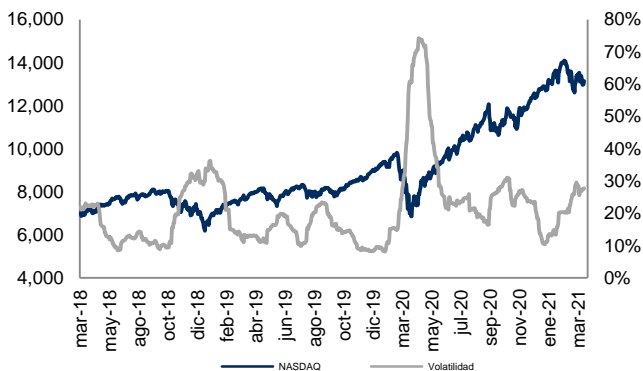


# Monitor de Mercados

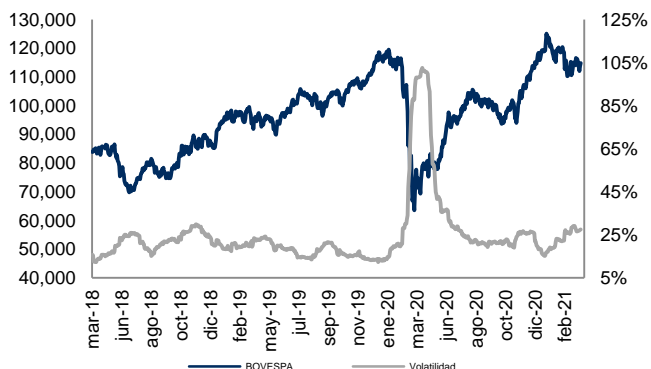
**S&P 500 (EE.UU.)** Cierre: 3,974.54 Volat: 16.6%



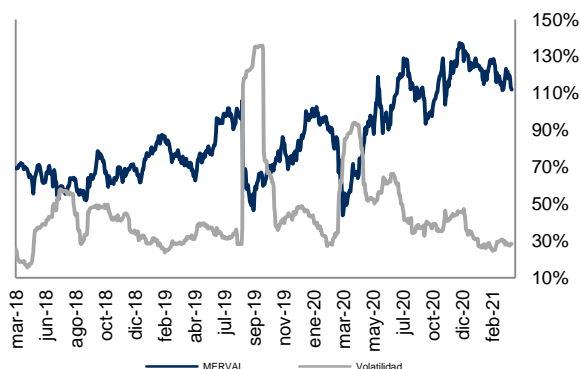
**NASDAQ (EE.UU.)** Cierre: 13,138.73 Volat: 27.7%



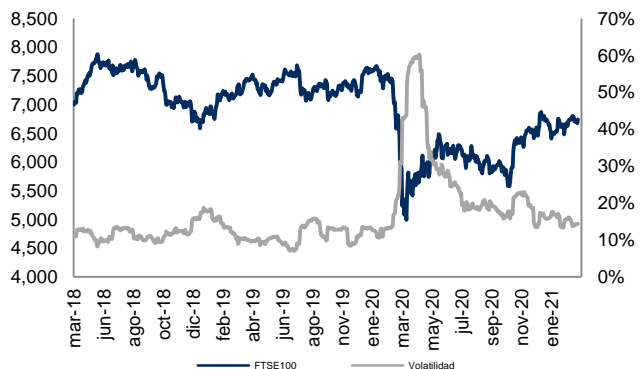
**BOVESPA (Sao Paulo)** Cierre: 114,780.62 Volat: 27.5%



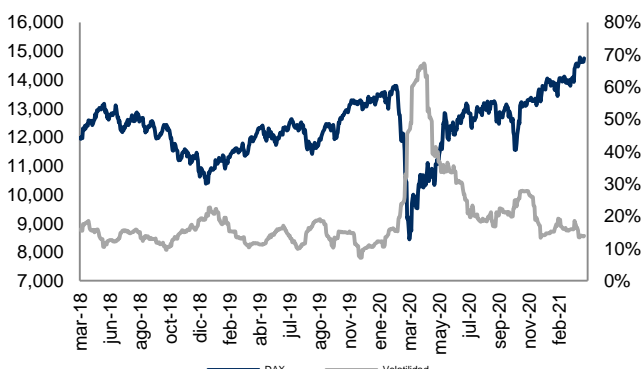
**MERVAL (Buenos Aires)** Cierre: 46,440.78 Volat: 28.5%



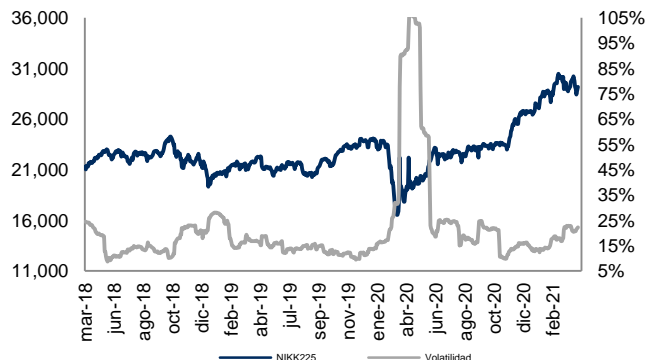
**FTSE-100 (Londres)** Cierre: 6,740.59 Volat: 14.4%



**DAX (Frankfurt)** Cierre: 14,748.94 Volat: 13.9%



**NIKKEI-225 (Tokio)** Cierre: 29,176.70 Volat: 22.2%



Índice	Rend. 7d	Rend. 30d	Rend. Año
S&P 500	1.57%	1.25%	5.82%
NASDAQ	-0.58%	-3.38%	1.94%
BOVESPA	-2.76%	-5.01%	-11.31%
MERVAL	-5.49%	-8.35%	-16.77%
FTSE100	-0.88%	-1.73%	4.84%
DAX	-0.40%	2.06%	3.51%
NIKK225	-2.33%	-4.65%	0.58%
IPC	-0.25%	3.33%	3.28%
DJI	1.36%	3.48%	8.06%
CAC40	-1.42%	-0.11%	3.87%
HANGSENG	-2.31%	-4.82%	4.16%
TSE300	-1.53%	0.65%	8.58%
IBEX	-1.21%	-0.61%	1.35%

Cifras al 26 de marzo de 2021. Índices en USD.



# Monitor de Divisas

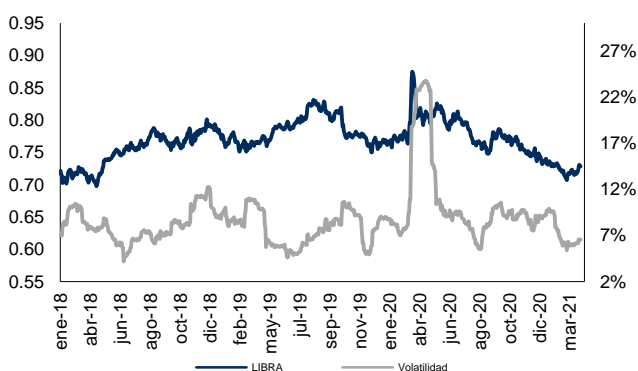
**Euro (€)** Cierre: 0.85 Volat: 6.0%



**Yen Japonés (¥)** Cierre: 109.17 Volat: 4.9%



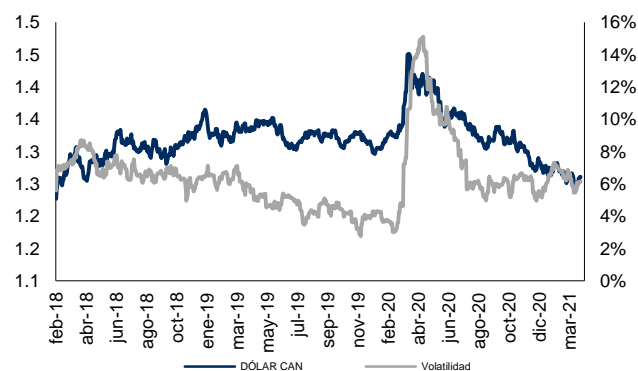
**Libra Esterlina (£)** Cierre: 0.73 Volat: 6.5%



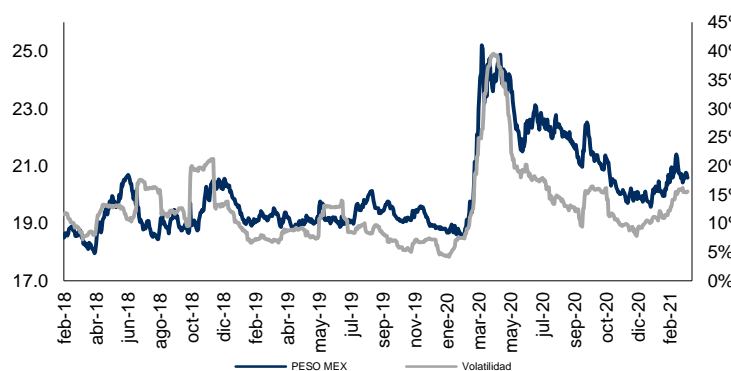
**Real Brasileño** Cierre: 5.65 Volat: 18.9%



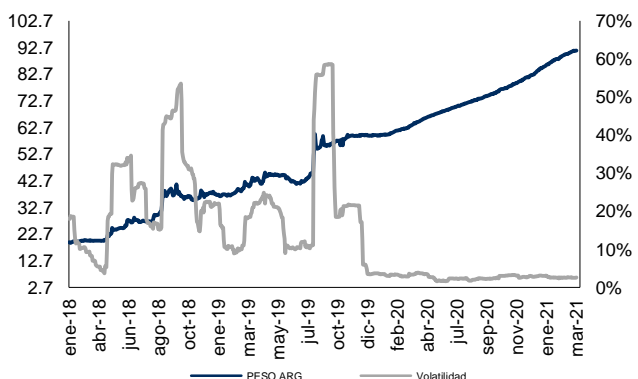
**Dólar Canadiense** Cierre: 1.26 Volat: 6.1%



**Peso Mexicano** Cierre: 20.59 Volat: 15.6%



**Peso Argentino** Cierre: 91.59 Volat: 2.5%



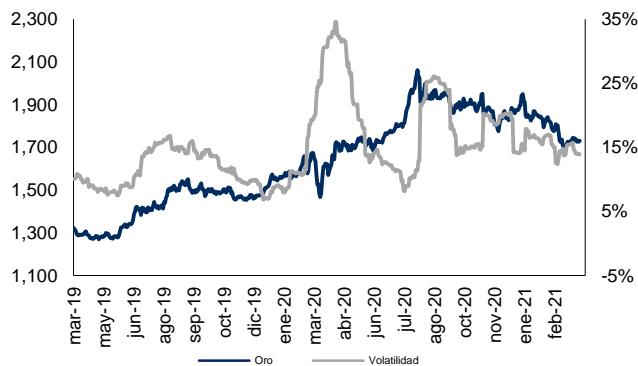
Moneda	Ultimo	7d	30d	Acumulado
Euro	0.85	-1.27%	-3.29%	-3.72%
Yen	109.17	-0.27%	-3.03%	-5.40%
Libra	0.73	-1.35%	-2.92%	0.48%
Real	5.65	-1.54%	-4.27%	-8.04%
Dólar Can	1.26	-1.00%	-0.79%	0.94%
Peso Mex	20.59	-0.30%	-0.77%	-3.38%
Peso Arg	91.59	-0.33%	-2.10%	-8.20%

Cifras al 26 de marzo de 2021. Cotizaciones con respecto al USD.

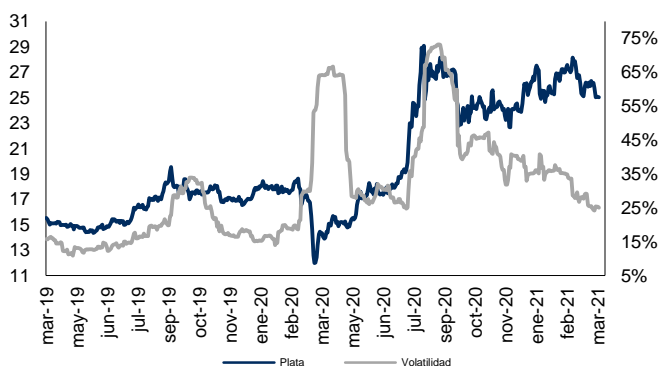


# Monitor de Metales y Otros Commodities

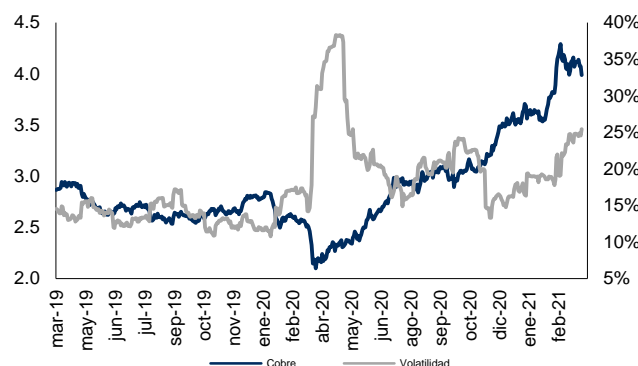
**Oro (USD / T. Oz.)** Cierre: 1,731.892 Volat: 13.9%



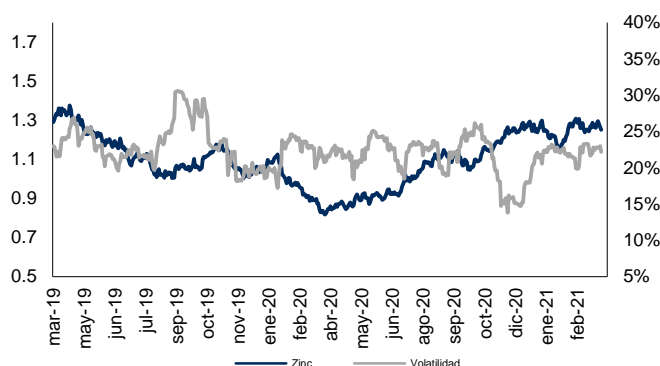
**Plata (USD / T. Oz.)** Cierre: 25.037 Volat: 25.0%



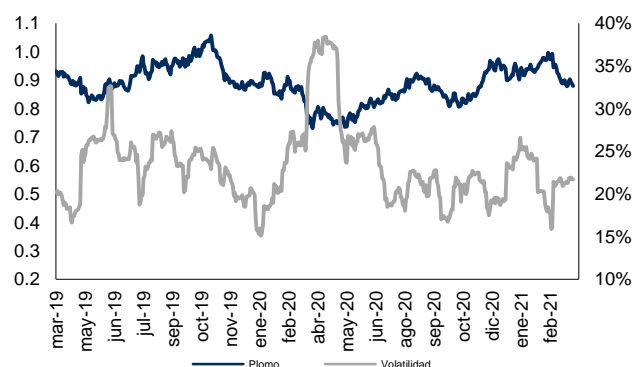
**Cobre (USD / libra)** Cierre: 3.985 Volat: 25.4%



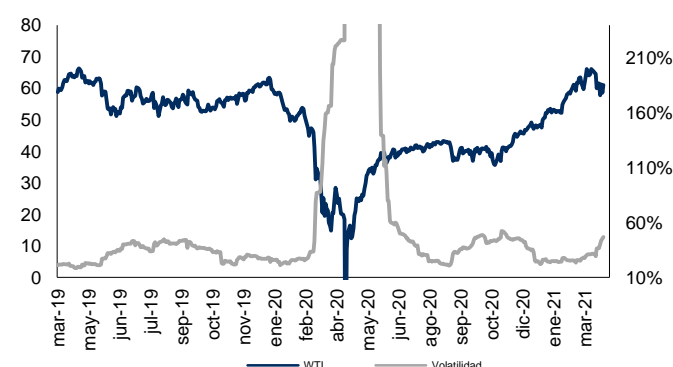
**Zinc (USD / libra)** Cierre: 1.250 Volat: 22.2%



**Plomo (USD / libra)** Cierre: 0.860 Volat: 21.7%



**WTI (USD / barril)** Cierre: 60.98 Volat: 46.9%



**Acero (Indice)** Cierre: 428.230 Volat: 21.7%



Metal	Ultimo	7d	30d	Acumulado
Oro	1731.89	-0.64%	-3.93%	-8.76%
Plata	25.04	-4.37%	-10.24%	-5.06%
Cobre	3.99	-3.11%	-4.83%	12.15%
Plomo	0.86	-0.17%	-9.79%	-4.29%
Zinc	1.25	-0.84%	-2.96%	-0.31%
WTI	60.98	-0.78%	-3.54%	26.07%
Acero	428.23	-0.06%	-2.06%	12.13%

